

TRIGONOMETRY

A complete introduction

- ★ Understand trigonometry faster
- ★ Master the subject step by step
- ★ Test your knowledge to help you **succeed**

Includes new
**BREAKTHROUGH
METHOD***
for easy learning

Hugh Neill Chief Examiner



TRIGONOMETRY

A complete introduction

Paul Abbott

Revised by Hugh Neill

Contents

Welcome to *Trigonometry*:

A complete introduction

Introduction

1 The tangent

1.1 Introduction

1.2 The idea of the tangent ratio

1.3 A definition of tangent

1.4 Values of the tangent

1.5 Notation for angles and sides

1.6 Using tangents

1.7 Opposite and adjacent sides

2 Sine and cosine

2.1 Introduction

2.2 Definition of sine and cosine

2.3 Using the sine and cosine

2.4 Trigonometric ratios of 45° , 30° and 60°

2.5 Using the calculator accurately

2.6 Slope and gradient

2.7 Projections

2.8 Multistage problems

3 In three dimensions

3.1 Introduction

3.2 Pyramid problems

3.3 *Box problems*

3.4 *Wedge problems*

4 Angles of any magnitude

4.1 *Introduction*

4.2 *Sine and cosine for any angle*

4.3 *Graphs of sine and cosine functions*

4.4 *The tangent of any angle*

4.5 *Graph of the tangent function*

4.6 *Sine, cosine and tangent*

5 Solving simple equations

5.1 *Introduction*

5.2 *Solving equations involving sines*

5.3 *Solving equations involving cosines*

5.4 *Solving equations involving tangents*

6 The sine and cosine formulae

6.1 *Notation*

6.2 *Area of a triangle*

6.3 *The sine formula for a triangle*

6.4 *The ambiguous case*

6.5 *The cosine formula for a triangle*

6.6 *Introduction to surveying*

6.7 *Finding the height of a distant object*

6.8 *Distance of an inaccessible object*

6.9 *Distance between two inaccessible but visible objects*

6.10 *Triangulation*

7 Radians

7.1 *Introduction*

7.2 *Radians*

7.3 *Length of a circular arc*

7.4 *Converting from radians to degrees*

7.5 *Area of a circular sector*

8 Relations between the ratios

8.1 *Introduction*

8.2 *Secant, cosecant and cotangent*

9 Ratios and compound angles

9.1 *Compound angles*

9.2 *Formulae for $\sin(A + B)$ and $\sin(A - B)$*

9.3 *Formulae for $\cos(A + B)$ and $\cos(A - B)$*

9.4 *Formulae for $\tan(A + B)$ and $\tan(A - B)$*

9.5 *Worked examples*

9.6 *Multiple angle formulae*

9.7 *Identities*

9.8 *More trigonometric equations*

10 The forms $a \sin x$ and $b \cos x$

10.1 *Introduction*

10.2 *The form $y = a \sin x + b \cos x$*

10.3 *Using the alternative form*

11 The factor formulae

11.1 *The first set of factor formulae*

11.2 *The second set of factor formulae*

12 Circles related to triangles

12.1 *The circumcircle*

12.2 *The incircle*

12.3 *The ecircles*

12.4 *Heron's formula: the area of a triangle*

13 General solution of equations

13.1 *The equation $\sin \theta = \sin \alpha$*

13.2 *The equation $\cos \theta = \cos \alpha$*

13.3 *The equation $\tan \theta = \tan \alpha$*

Glossary

Summary of trigonometric formulae

Answers

Welcome to *Trigonometry: A complete introduction*

Teach Yourself Trigonometry has been substantially revised and rewritten to take account of modern needs and recent developments in the subject.

It is anticipated that every reader will have access to a scientific calculator which has sines, cosines and tangents, and their inverses. It is also important that the calculator has a memory, so that intermediate results can be stored accurately. No support has been given about how to use the calculator, except in the most general terms. Calculators vary considerably in the keystrokes which they use, and what is appropriate for one calculator may be inappropriate for another.

There are many worked examples in the book, with complete, detailed answers to all the questions. At the end of each worked example, you will find the symbol ■ to indicate that the example has been completed, and what follows is text.

Some of the exercises from the original *Teach Yourself Trigonometry* have been used in this revised text, but all the answers have been reworked to take account of the greater accuracy available with calculators.

I would like to thank Linda Moore for her help in reading and correcting the text. But the responsibility for errors is mine.

Hugh Neill

Introduction

Trigonometry is the study of the relationships between the sides and angles in a triangle. It is one of the most practical branches of pure mathematics and it has many applications in the real world.

Trigonometry is based on the principle that the ratio between two sides of any similar right-angled triangle is a constant: this enables you to calculate the size of any missing sides or angles in a right-angled triangle. The trigonometric functions (sine, cosine and tangent) are defined as the ratio between two sides of a right-angled triangle. Using these functions, you can calculate the area of any triangle or find missing angles or sides – these skills have obvious applications in surveying and civil engineering. Trigonometry enables surveyors to work out the height of buildings or use triangulation to work out the exact location of a fixed point, which is vital for map making. The triangle is the strongest shape to use in a structure and so trigonometry underpins many of the calculations needed in civil engineering. Many bridges, roofs and other structures are held up by a system of triangular supports.

Trigonometry has many other real-life applications, for example it is used extensively in mechanics to describe the motion of objects. To work out the trajectory of a bullet fired from a gun or the motion of a simple pendulum requires trigonometry – even the way that light or sound waves move can be described using trigonometry.

Trigonometry was first used in astronomy and still has many applications in this field today. For instance, it is used to accurately work out the distance to nearer stars using the phenomenon of parallax, which is the apparent motion of nearby stars relative to more distant stars. You can see parallax for yourself by holding out a finger and then looking at it with first just your right eye and then just your

left. The position of your finger will appear to shift, relative to the more distant background. A nearby star appears to move slightly against the background of more distant stars when viewed twice, using observations made six months apart – once the earth has made half of its orbit around the sun. Using the distance that the earth has moved in this time as a base line, it is possible to construct a right-angled triangle using the sun, the earth and the star in question as the three vertices. The distance to the star can then be worked out using the angle of parallax and the distance between the sun and the earth. In fact, the earliest practical uses of trigonometry were in the fields of astronomy and hence navigation.

However, it is when you extend the definitions of the trigonometric functions so that they apply to angles of any size that even more applications emerge. Trigonometry is the mathematics of oscillations and waves – the graphs of sine and cosine are periodic (repeating) waves and so these functions can be used to model waves that occur in real-life situations. Modern technology is hugely reliant on waves; electromagnetic waves such as radio waves, x-rays and microwaves can all be modelled using sine and cosine functions. In optics, the sine function is used in Snell's law to work out the angle of refraction of light entering a different medium. Modern power lines use alternating current (where the flow of electric charge periodically reverses direction) to deliver power over long distances, the voltage is described mathematically using the sine function.

The periodic, wave-like nature of the trigonometric functions means that they are incredibly useful in mathematical modelling: almost any oscillating system can be described using a combination of sine or cosine functions. For example, a musical note can be modelled by a sine wave, and a chord (several notes played together) can be modelled by several sine functions added together. Combining sine and cosine functions allows us to produce louder or quieter tones, and

functions can even be added to together in order to cancel out unwanted sound completely. Trigonometry is fundamental to the principle of sound compression used in MP3 players. The sine function also has applications in climatology as it can be used to model the seasonal fluctuations of carbon dioxide in the atmosphere. In fact, many real-life situations that display seasonal fluctuations, including temperature, can be approximated by trigonometric functions.

There is a seemingly endless list of uses for trigonometry. It is used in medicine (it forms the basis of the mathematics behind CT (computed tomography) scanning), cartography, astronomy, engineering, surveying – even psychology and probability theory make use of trigonometry. Trigonometry is not just to do with triangles, it is the mathematics of waves and oscillations as well. Any problem to do with angles, oscillations or waves can be modelled using trigonometry, which must make trigonometry the most relevant branch of mathematics there is.

The tangent

In this chapter you will learn:

- *what a tangent is*
 - *the meanings of 'opposite', 'adjacent' and 'hypotenuse' in right-angled triangles*
 - *how to solve problems using tangents.*
-

1.1 Introduction

The method used by Thales to find the height of the pyramid in ancient times is essentially the same as the method used today. It is therefore worth examining more closely.

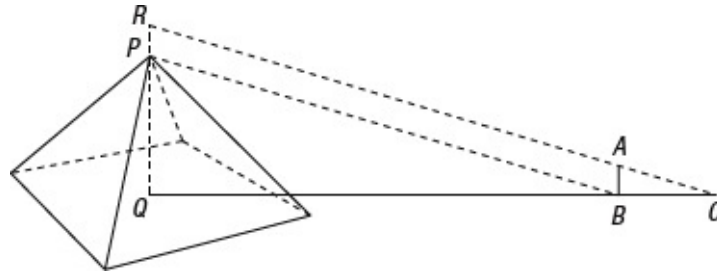


Figure 1.1

You can assume that the sun's rays are parallel because the sun is a long way from the earth. In Figure 1.1, it follows that the lines RC and PB , which represent the rays falling on the tops of the objects, are parallel.

Therefore, angle $PBQ =$ angle ACB (they are corresponding angles). These angles each represent the altitude of the sun.

As angles PQB and ABC are right angles, triangles PQB and ABC are similar, so

$$\frac{PQ}{QB} = \frac{AB}{BC} \text{ or } \frac{PQ}{AB} = \frac{QB}{BC}.$$

The height PQ of the pyramid is independent of the length of the stick AB . If you change the length AB of the stick, the length of its shadow will be changed in proportion. You can therefore make the following important general deduction.

For the given angle ACB , the ratio $\frac{AB}{BC}$ stays constant whatever the

length of AB . You can calculate this ratio beforehand for any angle ACB . If you do this, you do not need to use the stick, because if you know the angle and the value of the ratio, and you have measured the length QB , you can calculate PQ .

Thus if the angle of elevation is 64° and the value of the ratio for this angle had been previously found to be 2.05, then you have

$$\frac{PQ}{QB} = 2.05$$

Therefore $PQ = 2.05 \times QB$.

1.2 The idea of the tangent ratio

The idea of a constant ratio for every angle is the key to the development of trigonometry.

Let POQ (Figure 1.2) be any acute angle θ° . From points A, B, C on one arm, say OQ , draw perpendiculars AD, BE, CF to the other arm, OP . As these perpendiculars are parallel, the triangles AOD, BOE and COF are similar.

Therefore $\frac{AD}{OD} = \frac{BE}{OE} = \frac{CF}{OF}$.

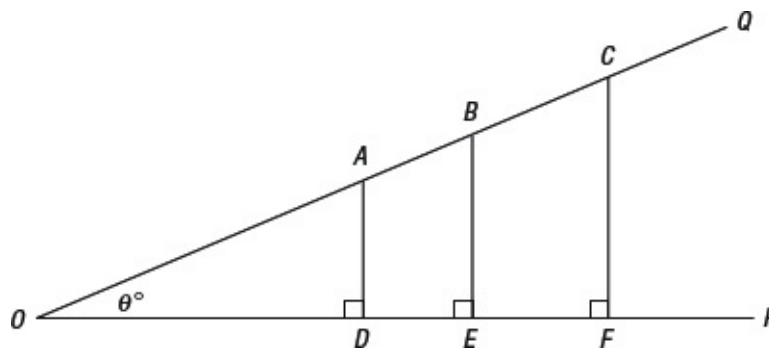


Figure 1.2



Nugget

So if OE is double the length of OD then BE will be double the length of AD .

Now take any point Y , it does not matter which, on the arm OQ . For that angle θ° the ratio of the perpendicular XY drawn from Y on the arm OQ to the distance OX intercepted on the other arm OP is constant (see [Figure 1.3](#)).

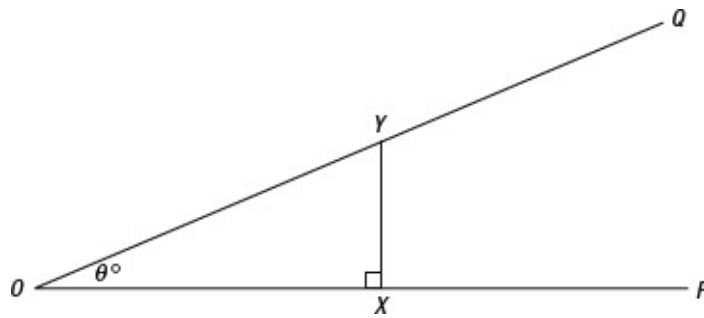


Figure 1.3

This is true for any angle; each angle θ° has its own particular ratio corresponding to it. This ratio is called the **tangent** of the angle θ° . In practice, the name tangent is abbreviated to **tan**.

Thus for θ° in [Figures 1.2](#) and [1.3](#) you can write

$$\tan\theta^\circ = \frac{XY}{OX}.$$

1.3 A definition of tangent

There was a general discussion of the idea of the tangent ratio in [Section 1.2](#), but it is important to refine that discussion into a formal definition of the tangent of an angle.

In [Figure 1.4](#), the origin O is the centre of a circle of radius 1 unit.

Draw a radius OP at an angle θ° to the x -axis, where $0 \leq \theta^\circ < 90$. Let the coordinates of P be (x, y) .

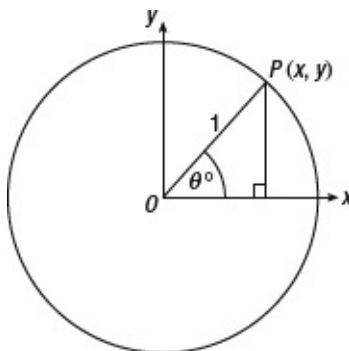


Figure 1.4

Then the tangent of the angle θ° , written $\tan \theta^\circ$, is defined by

$$\tan \theta^\circ = \frac{y}{x}.$$

You can see from the definition that if $\theta = 0$, the y -coordinate of P is 0, so $\tan \theta = 0$. If $\theta^\circ = 45$, then $x = y$, so

$$\tan 45^\circ = 1.$$

As θ increases, y increases and x decreases, so the tangents of angles close to 90° are very large. You will see that when $\theta^\circ = 90$, the value of x is 0, so $\frac{y}{x}$ is not defined; it follows that $\tan 90^\circ$ does not exist, and is undefined.

1.4 Values of the tangent

You can find the value of the tangent of an angle by using your calculator. Try using it. You should find that the tangent of 45° , written $\tan 45^\circ$, is 1, and $\tan 60^\circ = 1.732\dots$ If you have difficulty with this, you should consult your calculator handbook, and make sure that you can find the tangent of any angle quickly and easily.

Your calculator must be in the correct mode. There are other units, notably radians or rads, for measuring angle, and you must ensure that your calculator is in degree mode, rather than radian or rad mode. Radians are widely used in calculus, and are the subject of [Chapter 4](#).

Some calculators also give tangents for grades, another unit for angle. There are 100 grades in a right angle; this book will not use grades.

Your calculator will also reverse this process of finding the tangent of an angle. If you need to know which angle has a tangent of 0.9, you look up the **inverse tangent**. This is often written as $\tan^{-1} 0.9$, or sometimes as $\arctan 0.9$. Check that $\tan^{-1} 0.9 = 41.987\dots^\circ$. If it does not, consult your calculator handbook.

In the work that follows, the degree sign will always be included, but you might wish to leave it out in your work, provided there is no ambiguity. Thus you would write $\tan 45^\circ = 1$ and $\tan 60^\circ = 1.732\dots$



Exercise 1.1

In questions 1 to 6, use your calculator to find the values of the tangents of the angles. Give your answers correct to three decimal places.

1 $\tan 20^\circ$

2 $\tan 30^\circ$

3 $\tan 89.99^\circ$

4 $\tan 40.43^\circ$

5 $\tan 62^\circ$

6 $\tan 0.5^\circ$

In questions 7 to 12, use your calculator to find the angles with the following tangents. Give your answer correct to the nearest one hundredth of a degree.

7 0.342

8 2

- 9 6.123
 - 10 0.0001
 - 11 1
 - 12 $\sqrt{3}$
-

1.5 Notation for angles and sides

Using notation such as ABC for an angle is cumbersome. It is often more convenient to refer to an angle by using only the middle letter of the three that define it. Thus, if there is no ambiguity, $\tan B$ will be used in preference for $\tan ABC$.

Single Greek letters such as α (alpha), β (beta), θ (theta) and Φ (phi) are often used for angles.

Similarly, it is usually easier to use a single letter such as h to represent a distance along a line, rather than to give the beginning and end of the line as in the form AB .

1.6 Using tangents

Here are some examples which illustrate the use of tangents and the technique of solving problems with them.



Example 1.1

A surveyor who is standing at a point 168 m horizontally distant from the foot of a tall tower measures the angle of elevation of the top of the tower as 38.25° . Find the height above the ground of the top of the tower.

You should always draw a figure. In [Figure 1.5](#), P is the top of the tower and Q is the bottom. The surveyor is standing at O which is at the same level as Q . Let the height of the tower be h metres.

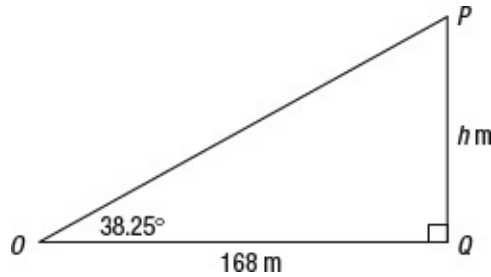


Figure 1.5

Then angle POQ is the angle of elevation and equals 38.25° .

Then

$$\begin{aligned} \frac{h}{168} &= \tan 38.25^\circ \\ h &= 168 \times \tan 38.25^\circ \\ &= 168 \times 0.7883364\dots \\ &= 132.44052\dots \end{aligned}$$

The height of the tower is 132 m, correct to three significant figures. ■

In practice, if you are using a calculator, there is no need to write down all the steps given above. You should write down enough so that you can follow your own working, but you do not need to write down the value of the tangent as an intermediate step. It is entirely enough, and actually better practice, to write the calculation above as

$$\begin{aligned} \frac{h}{168} &= \tan 38.25^\circ \\ h &= 168 \times \tan 38.25^\circ \\ &= 132.44052\dots \end{aligned}$$

However, in this chapter and the next, the extra line will be inserted as a help to the reader.



Example 1.2

A person who is 168 cm tall had a shadow that was 154 cm long. Find the angle of elevation of the sun.

In [Figure 1.6](#) let PQ be the person and OQ be the shadow. Then PO is the sun's ray and θ is the angle of elevation of the sun.

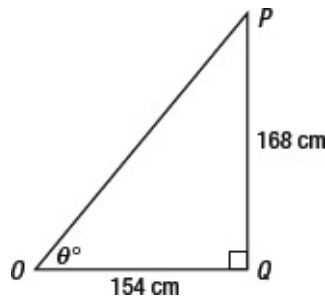


Figure 1.6

Then

$$\begin{aligned}\tan \theta^\circ &= \frac{168}{154} \\ &= 1.09090\dots \\ \theta^\circ &= \tan^{-1}1.09090\dots \\ &= 47.489\dots\end{aligned}$$

Therefore the angle of elevation of the sun is approximately 47.49° . ■

Note once again that you can use the calculator and leave out a number of steps, provided that you give enough explanation to show how you obtain your result. Thus you could write

$$\begin{aligned}\tan \theta^\circ &= \frac{168}{154} \\ \theta^\circ &= \tan^{-1}\left(\frac{168}{154}\right) \\ &= 47.489\dots\end{aligned}$$



Example 1.3

[Figure 1.7](#) represents a cross-section of a symmetrical roof in which AB is the span, and OP the rise. P is the mid-point of AB .

The rise of the roof is 7 m and its angle of slope is 32° . Find the roof span.

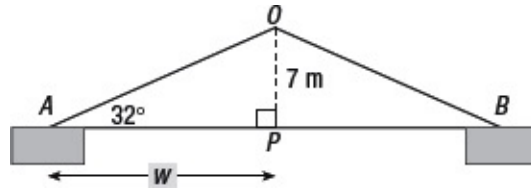


Figure 1.7

As the roof is symmetrical, OAB is an isosceles triangle, so OP is perpendicular to AB . Call the length AP w metres.

Therefore $\tan 32^\circ = \frac{7}{w}$,

so $w = \frac{7}{\tan 32^\circ}$

$$= \frac{7}{0.624869\dots}$$

$$= 11.2023\dots$$

The roof span is $2w$ metres, that is approximately 22.4 m. ■



Exercise 1.2

- 1 The angle of elevation of the sun is 48.4° . Find the height of a flag staff whose shadow is 7.42 m long.
- 2 A boat leaving a harbour travels 4 miles east and 5 miles north. Find the bearing of the boat from the harbour.
- 3 A boat that is on a bearing of 038° from a harbour is 6 miles north of the harbour. How far east is the boat from the harbour?
- 4 A ladder resting against a wall makes an angle of 69° with the ground. The foot of the ladder is 7.5 m from the wall. Find the height of the top of the ladder.
- 5 From the top window of a house that is 1.5 km away from a tower, it is observed that the angle of elevation of the top of the tower is 3.6° and the angle of depression of the bottom is 1.2° . Find the height of the tower in

metres.

- 6 From the top of a cliff 32 m high, it is noted that the angles of depression of two boats lying in the line due east of the cliff are 21° and 17° . How far are the boats apart?
 - 7 Two adjacent sides of a rectangle are 15.8 cm and 11.9 cm. Find the angles that a diagonal of the rectangle makes with the sides.
 - 8 P and Q are two points directly opposite to one another on the banks of a river. A distance of 80 m is measured along one bank at right angles to PQ . From the end of this line, the angle subtended by PQ is 61° . Find the width of the river.
 - 9 A ladder that is leaning against a wall makes an angle of 70° with the ground and reaches 5 m up the wall. The foot of the ladder is then moved 50 cm closer to the wall. Find the new angle that the ladder makes with the ground.
-

1.7 Opposite and adjacent sides

Sometimes the triangle with which you have to work is not conveniently situated on the page. [Figure 1.8a](#) shows an example of this.

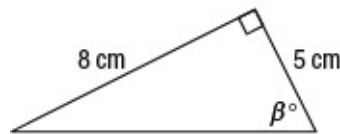


Figure 1.8a

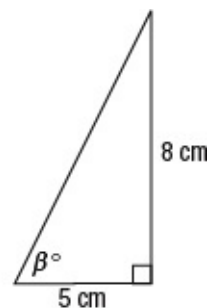


Figure 1.8b

In this case, there is no convenient pair of axes involved. However, you could rotate the figure, either actually or in your imagination, to obtain [Figure 1.8b](#).

You can now see that $\tan \beta^\circ = \frac{AB}{BC} = 1.6$, and you can calculate β , but how could you see that $\tan \beta^\circ = \frac{AB}{BC} = 1.6$ easily from the diagram in [Figure 1.8a](#), without going through the process of getting to [Figure 1.8b](#)?

When you are using a right-angled triangle you will always be interested in one of the angles other than the right angle. For the moment, call this angle the ‘angle of focus’. One of the sides will be opposite this angle; call this side the **opposite**. One of the other sides will join the angle in which you are interested; call this side the **adjacent**.

Then
$$\text{tangent} = \frac{\text{opposite}}{\text{adjacent}}.$$

This works for all right-angled triangles. In the two cases in [Figures 1.8a](#) and [1.8b](#), the opposite and adjacent sides are labelled in [Figures 1.9a](#) and [1.9b](#).

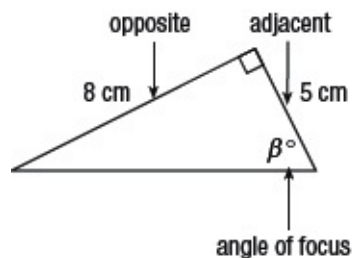


Figure 1.9a

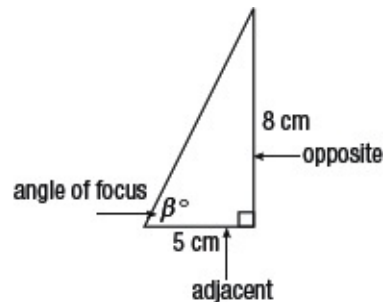


Figure 1.9b

As you can see, in both cases

$$\tan \beta^\circ = \frac{\text{opposite}}{\text{adjacent}} = \frac{8}{5}.$$

Many people find this method the most convenient when using the tangent.



Nugget

The other side of the right-angled triangle, the longest side, is called the **hypotenuse**. The hypotenuse will feature in [Chapter 2](#). It can be confusing to determine which side is the opposite and which the adjacent. Remember adjacent means ‘next to’ – so the adjacent is the side which is **next to** the angle of focus. The angle of focus is between two sides: the adjacent and the longest side (hypotenuse).



Example 1.4

In a triangle ABC , angle $B = 90^\circ$, $AB = 5$ cm and $BC = 7$ cm. Find the size of angle A .

Draw a diagram ([Figure 1.10](#)).

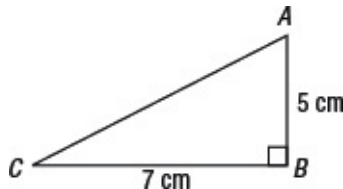


Figure 1.10

In triangle ABC , focus on angle A . The opposite is 7 cm and the adjacent is 5 cm.

Therefore $\tan A^\circ = \frac{7}{5}$

and angle $A = 54.46^\circ$. ■

Note that in this case you could find angle C first using $\tan C^\circ = \frac{5}{7}$, and then use the fact that the sum of the angles of triangle ABC is 180° to find angle A .



Example 1.5

Find the length a in [Figure 1.11](#).

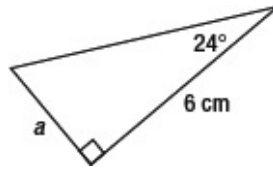


Figure 1.11

Focus on the angle 24° . The opposite side is a and the adjacent side is 6 cm.

Then

$$\begin{aligned}\tan 24^\circ &= \frac{a}{6} \\ a &= 6 \tan 24^\circ \\ &= 6 \times 0.4452\dots \\ &= 2.671\dots \blacksquare\end{aligned}$$



Example 1.6

Find the length x cm in [Figure 1.12](#).

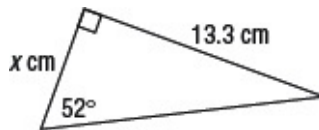


Figure 1.12

Focus on the angle 52° . The opposite side is 13.3 cm and the adjacent side is x cm.

Then

$$\begin{aligned}\tan 52^\circ &= \frac{13.3}{x} \\ x &= \frac{13.3}{\tan 52^\circ} \\ &= \frac{13.3}{1.2799\dots} \\ &= 10.391\dots \blacksquare\end{aligned}$$

.....



Nugget

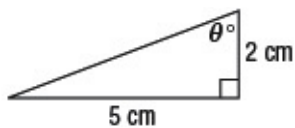
You may find it helps to rotate the page so that the triangle looks like \triangle or \triangleleft .



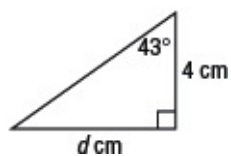
Exercise 1.3

In questions 1 to 10, find the side or angle indicated by the letter.

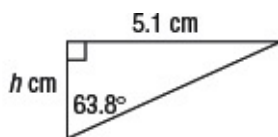
1



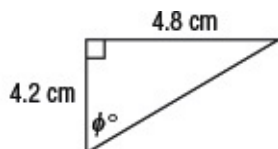
2



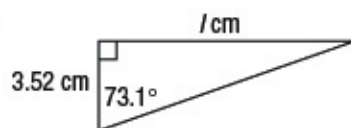
3



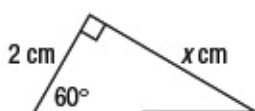
4



5



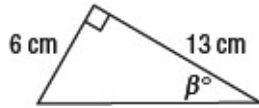
6



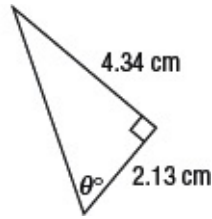
7



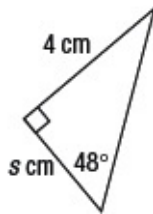
8



9

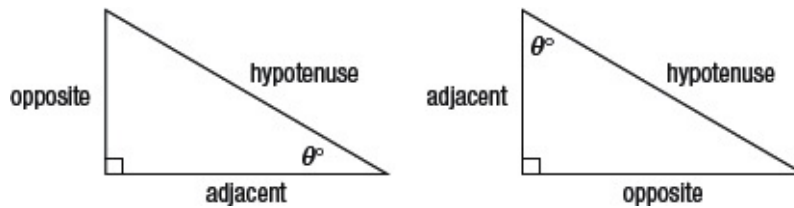


10



Key ideas

- Angles are normally denoted by the **Greek letters**: α (alpha), β (beta), θ (theta) and Φ (phi).
- The sides of a right-angled triangle can be labelled like this:



The hypotenuse is the longest side.

The angle of focus, θ , is the angle between the adjacent and the hypotenuse.

- The ratio $\frac{\text{opposite}}{\text{adjacent}}$ is called the tangent of the angle θ . Tangent is abbreviated to tan.

$$\text{So } \tan \theta^\circ = \frac{\text{opposite}}{\text{adjacent}}.$$

- To find the angle which has a tangent of, say, 0.5, you need to use the **inverse tangent**. Find $\tan^{-1} 0.5$ or $\arctan 0.5$ using your calculator and check that you get an answer of $26.565\dots^\circ$ so $\tan 26.565\dots^\circ = 0.5$.
- You can rearrange the formula for the tangent ratio in the following ways:

$$\text{opposite} = \text{adjacent} \times \tan \theta^\circ \text{ and } \text{adjacent} = \frac{\text{opposite}}{\tan \theta^\circ} .$$

- $\tan 45^\circ = 1$ and $\tan 90^\circ$ is undefined.
-

2

Sine and cosine

In this chapter you will learn:

- *what the sine and cosine are*
 - *how to use the sine and cosine to find lengths and angles in right-angled triangles*
 - *how to solve multistage problems using sines, cosines and tangents.*
-

2.1 Introduction

In [Figure 2.1](#) a perpendicular is drawn from A to OB .

You saw on page 4 that the ratio $\frac{AB}{OB} = \tan \theta^\circ$.

Now consider the ratios of each of the lines AB and OB to the hypotenuse OA of triangle OAB .

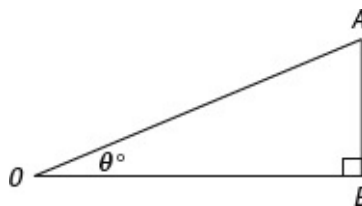


Figure 2.1

Just as for a fixed angle θ° the ratio $\frac{AB}{OB}$ is constant (and equal to $\tan \theta^\circ$), wherever A is, the ratio $\frac{AB}{OA}$, that is $\frac{\text{opposite}}{\text{hypotenuse}}$ is constant.

This ratio is called the **sine of the angle θ°** and is written $\sin \theta^\circ$.

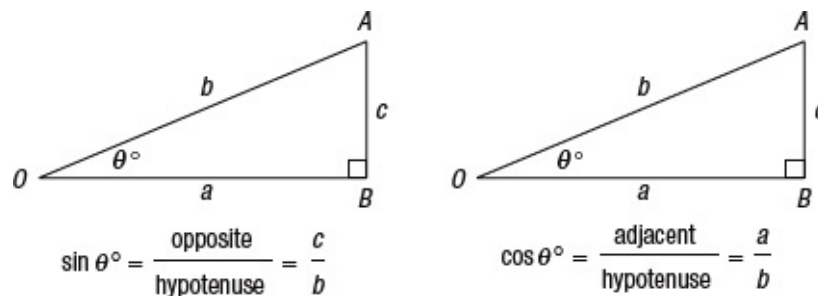


Figure 2.2

Similarly, the ratio $\frac{OB}{OA}$, that is $\frac{\text{adjacent}}{\text{hypotenuse}}$, is also constant for the angle θ° .

This ratio is called the **cosine of the angle θ°** and is written $\cos \theta^\circ$.

Thus $\sin \theta^\circ = \frac{\text{opposite}}{\text{hypotenuse}} = \frac{c}{b}$, $\cos \theta^\circ = \frac{\text{adjacent}}{\text{hypotenuse}} = \frac{a}{b}$.

2.2 Definition of sine and cosine

In [Section 2.1](#) there is a short discussion introducing the sine and cosine ratios. In this section there is a more formal definition.

Draw a circle with radius 1 unit, and centre at the origin O . Draw the radius OP at an angle θ° to the x -axis in an anticlockwise direction (see [Figure 2.3](#)).

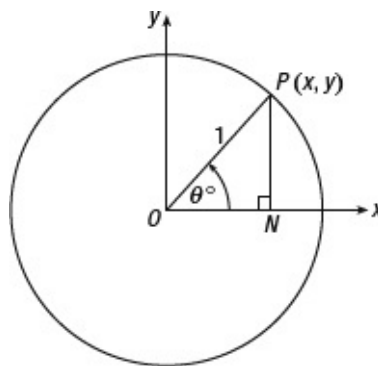


Figure 2.3

Then let P have coordinates (x, y) .

Then $\sin \theta^\circ = y$ and $\cos \theta^\circ = x$ are the definitions of sine and cosine which will be used in the remainder of the book.

Note the arrow labelling the angle θ° in [Figure 2.3](#); this is to emphasize that angles are measured positively in the anticlockwise direction.

Note also two other properties of $\sin \theta^\circ$ and $\cos \theta^\circ$.

- In the triangle OPN , angle $OPN = (90 - \theta)^\circ$, and

$$\sin(90 - \theta)^\circ = \frac{\text{opposite}}{\text{hypotenuse}} = \frac{x}{1} = \cos \theta^\circ$$

that is $\sin(90 - \theta)^\circ = \cos \theta^\circ$.

Similarly $\cos(90 - \theta)^\circ = \sin \theta^\circ$.

- Using Pythagoras's theorem on triangle OPN gives $x^2 + y^2 = 1$.

Therefore $\sin^2 \theta^\circ + \cos^2 \theta^\circ = 1$,

where $\sin^2 \theta^\circ$ means $(\sin \theta^\circ)^2$ and $\cos^2 \theta^\circ$ means $(\cos \theta^\circ)^2$.

The equation $\sin^2 \theta^\circ + \cos^2 \theta^\circ = 1$ is often called the Pythagorean identity.

Finding the values of the sine and cosine of angles is similar to finding the tangent of an angle. Use your calculator in the way that you would expect. You can use the functions \sin^{-1} and \cos^{-1} to find the inverse sine and cosine in the same way that you used \tan^{-1} to find the inverse tangent.



Nugget

$\sin(90 - \theta)^\circ = \cos \theta^\circ$, $\cos(90 - \theta)^\circ = \sin \theta^\circ$ and $\cos^2 \theta^\circ + \sin^2 \theta^\circ = 1$ are identities which means they are true for any value of θ . For example, $\sin(90 - 30)^\circ = \cos 30^\circ$ and $\cos(90 - 40)^\circ = \sin 40^\circ$. Also $\cos^2 60^\circ + \sin^2 60^\circ = 1$. Use your calculator to check these and try some other values of θ as well.

.....

2.3 Using the sine and cosine

In the examples which follow there is a consistent strategy for starting the problem.

- Look at the angle (other than the right angle) involved in the problem.

- Identify the sides, adjacent, opposite and hypotenuse, involved in the problem.
- Decide which trigonometric ratio is determined by the two sides.
- Make an equation which starts with the trigonometric ratio for the angle concerned, and finishes with the division of two lengths.
- Solve the equation to find what you need.

Here are some examples which use this strategy.



Nugget

You can use the word ‘*sohcahtoa*’ to help you remember which ratio you need. The middle letter of *soh*, *cah* and *toa* is on the numerator (top) of each ratio. So *soh* gives $\sin\theta = \frac{\text{opposite}}{\text{hypotenuse}}$, *cah* gives $\cos\theta = \frac{\text{adjacent}}{\text{hypotenuse}}$, and *toa* gives $\tan\theta = \frac{\text{opposite}}{\text{adjacent}}$. For example, if you know the adjacent and the hypotenuse then you have *cah* so use $\cos\theta = \frac{\text{adjacent}}{\text{hypotenuse}}$.



Example 2.1

Find the length marked x cm in the right-angled triangle in [Figure 2.4](#).

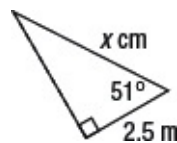


Figure 2.4

The angle concerned is 51° ; relative to the angle of 51° , the side 2.5 cm is the adjacent, and the side marked x cm is the hypotenuse. The ratio concerned is the cosine.

Start by writing $\cos 51^\circ = \frac{2.5}{x}$.

Then solve this equation for x .

$$x = \frac{2.5}{\cos 51^\circ} = 3.972\dots$$

The length of the side is 3.97 cm approximately. ■



Example 2.2

The length of each leg of a step ladder is 2.5 m. When the legs are opened out, the distance between their feet is 2 m. Find the angle between the legs.

In [Figure 2.5](#), let AB and AC be the legs of the ladder. As there is no right angle, you have to make one by dropping the perpendicular AO from A to the base BC . The triangle ABC is isosceles, so AO bisects the angle BAC and the base BC .

Therefore

$$BO = OC = 1 \text{ m.}$$

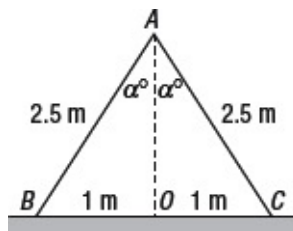


Figure 2.5

You need to find angle BAC . Call it $2\alpha^\circ$, so angle $BAO = \alpha^\circ$.

The sides of length 1 m and 2.5 m are the opposite and the hypotenuse for the angle α° , so you need the sine ratio.

Then
$$\sin \alpha^\circ = \frac{1}{2.5} = 0.4$$

so
$$\alpha^\circ = 23.578\dots$$

and
$$2\alpha^\circ = 47.156\dots$$

Therefore the angle between the legs is 47.16° approximately. ■



Example 2.3

A 30 m ladder on a fire engine has to reach a window 26 m from the ground that is horizontal and level. What angle, to the nearest degree, must it make with the ground and how far from the building must it be placed?

Let the ladder be AP (Figure 2.6), let θ° be the angle that the ladder makes with the ground and let d metres be the distance of the foot of the ladder from the window.

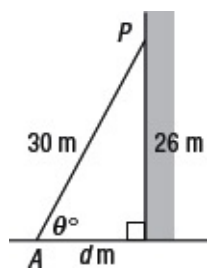


Figure 2.6

As the sides 26 m and 30 m are the opposite and the hypotenuse for the angle θ° , you need the sine ratio.

Then
$$\sin \theta^\circ = \frac{26}{30} = 0.8666\dots$$

so
$$\theta^\circ = 60.073\dots$$

The ladder is placed at an angle of 60° to the ground.

To find the distance d , it is best to use Pythagoras's theorem.

so
$$d^2 = 30^2 - 26^2 = 900 - 676 = 224,$$
$$d = 14.966\dots$$

The foot of the ladder is 14.97 m from the wall. ■



Example 2.4

The height of a cone is 18 cm, and the angle at the vertex is 88° .

Find the slant height.

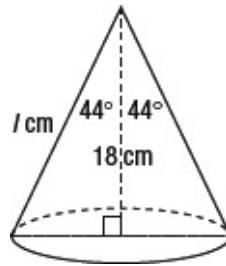


Figure 2.7

In Figure 2.7, let l cm be the slant height of the cone. Since the perpendicular to the base bisects the vertical angle of the cone, each part is 44° .

The sides 18 cm and l cm are the adjacent and hypotenuse for the angle 44° , so the ratio concerned is the cosine.

Then $\cos 44^\circ = \frac{18}{l}$,

so $l = \frac{18}{\cos 44^\circ} = \frac{18}{0.71933\dots}$

$l = 25.022\dots$

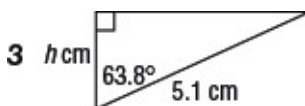
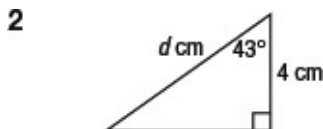
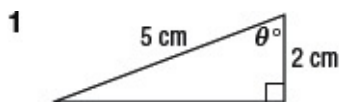
The slant height is approximately 25.0 cm. ■

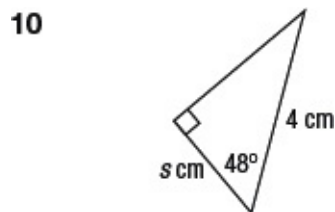
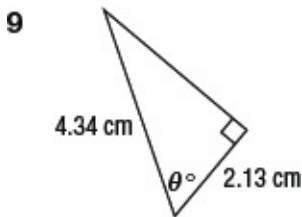
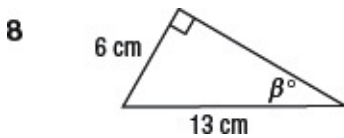
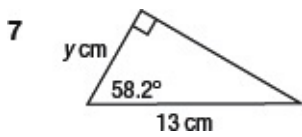
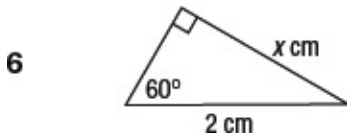
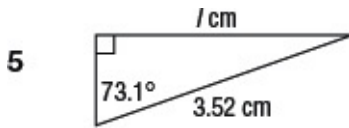
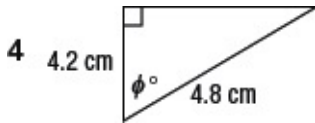
.....



Exercise 2.1

In questions 1 to 10, find the side or angle indicated by the letter.





- 11** A circle of radius 45 mm has a chord of length 60 mm. Find the sine and the cosine of the angle at the centre of the circle subtended by this chord.
- 12** In a circle with radius 4 cm, a chord is drawn subtending an angle of 80° at the centre. Find the length of this chord and its distance from the centre.
- 13** The sides of a triangle are 135 mm, 180 mm and 225 mm. Prove that the triangle is right-angled, and find its angles.

- 14 In a right-angled triangle, the hypotenuse has length 7.4 cm, and one of the other sides has length 4.6 cm. Find the smallest angle of the triangle.
- 15 A boat travels a distance of 14.2 km on a bearing of 041° . How far east has it travelled?
- 16 The height of an isosceles triangle is 3.8 cm, and the equal angles are 52° . Find the length of the equal sides.
- 17 A chord of a circle is 3 m long, and it subtends an angle of 63° at the centre of the circle. Find the radius of the circle.
- 18 A person is walking up a road angled at 8° to the horizontal. How far must the person walk along the road to rise a height of 1 km? ;
- 19 In a right-angled triangle, the sides creating the right angle are 4.6 m and 5.8 m. Find the angles and the length of the hypotenuse.
-

2.4 Trigonometric ratios of 45° , 30° and 60°

You can calculate the trigonometric ratios exactly for some simple angles.

SINE, COSINE AND TANGENT OF 45°

Figure 2.8 shows an isosceles right-angled triangle whose equal sides are each 1 unit.

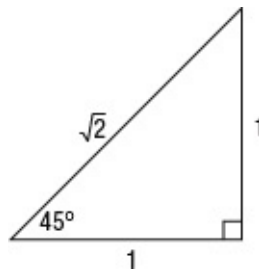


Figure 2.8

Using Pythagoras's theorem, the hypotenuse has length $\sqrt{2}$ units.

Therefore the trigonometric ratios for 45° are given by

$$\sin 45^\circ = \frac{1}{\sqrt{2}}, \cos 45^\circ = \frac{1}{\sqrt{2}}, \tan 45^\circ = 1.$$

You can, if you wish, use the equivalent values

$$\sin 45^\circ = \frac{\sqrt{2}}{2}, \cos 45^\circ = \frac{\sqrt{2}}{2}, \tan 45^\circ = 1.$$

These values are obtained from their previous values by noting that

$$\frac{1}{\sqrt{2}} = \frac{1}{\sqrt{2}} \times \frac{\sqrt{2}}{\sqrt{2}} = \frac{\sqrt{2}}{2}.$$

SINE, COSINE AND TANGENT OF 30° AND 60°

Figure 2.9 shows an equilateral triangle of side 2 units.

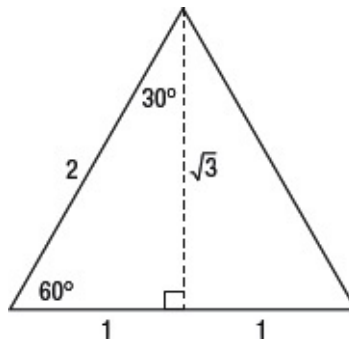


Figure 2.9

The perpendicular from the vertex bisects the base, dividing the original triangle into two triangles with angles of 30° , 60° and 90° and sides of length 1 unit, 2 units and, using Pythagoras's theorem, $\sqrt{3}$ units.

Therefore the trigonometric ratios for 30° are given by

The same ratios for 60° are given by

$$\sin 30^\circ = \frac{1}{2}, \cos 30^\circ = \frac{\sqrt{3}}{2}, \tan 30^\circ = \frac{1}{\sqrt{3}} \text{ or } \frac{\sqrt{3}}{3}.$$

The same ratios for 60° are given by

$$\sin 60^\circ = \frac{\sqrt{3}}{2}, \cos 60^\circ = \frac{1}{2}, \tan 60^\circ = \sqrt{3}.$$

It is useful either to remember these results, or to be able to get them quickly.



Nugget

Using these values enables you to work out exact values when solving problems.

2.5 Using the calculator accurately

When you use a calculator to solve an equation such as $\sin \theta^\circ = \frac{23}{37}$, it is important to be able to get as accurate an answer as you can.

WRONG METHOD

$$\begin{aligned}\sin \theta^\circ &= \frac{23}{37} = 0.622 \\ \theta^\circ &= 38.46.\end{aligned}$$

CORRECT METHOD

$$\begin{aligned}\sin \theta^\circ &= \frac{23}{37} = 0.6216216216 \\ \theta^\circ &= 38.43.\end{aligned}$$

What has happened? The problem is that in the wrong method the corrected answer, 0.622, a three-significant-figure approximation, has been used in the second part of the calculation to find the angle, and has introduced an error.

You can avoid the error by not writing down the three-significant-figure approximation and by using the calculator in the following way.

$$\sin\theta^\circ = \frac{23}{37}$$
$$\theta^\circ = 38.43.$$

In this version, the answer to $\frac{23}{37}$ was used directly to calculate the angle, and therefore all the figures were preserved in the process.

Sometimes it may be necessary to use a calculator memory to store an intermediate answer to as many figures as you need.

It is not necessary in this case, but you could calculate $\frac{23}{37}$ and put the result into memory A. Then you can calculate $\sin^{-1} A$ to get an accurate answer.

You need to be aware of this point for the multistage problems in [Section 2.8](#), and especially so in [Chapter 6](#).

2.6 Slope and gradient

[Figure 2.10](#) represents a side view of the section of a rising path AC. AB is horizontal and BC is the vertical rise.

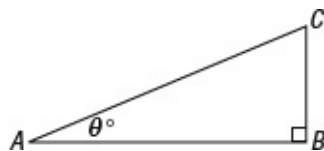


Figure 2.10

Let the angle between the path and the horizontal be θ° .

Then θ° is called the **angle of slope** or simply **the slope** of the path. The ratio $\tan \theta^\circ$ is called the **gradient** of the path.

Sometimes, especially by the side of railways, the gradient is given in the form 1 in 55. This means

$$\text{gradient} = \frac{1}{55}.$$

When the angle of slope θ° is very small, as in the case of a railway and most roads, it makes little practical difference if you take $\sin \theta^\circ$ instead of $\tan \theta^\circ$ as the gradient.

Also, in practice it is easier to measure $\sin \theta^\circ$ (by measuring BC and AC), and the difference between AC and AB is relatively small provided that θ° is small.

You can use your calculator to see just how small the difference is between sines and tangents for small angles.

2.7 Projections

In [Figure 2.11](#), let l be a straight line, and let AB be a straight line segment which makes an angle θ° with l .

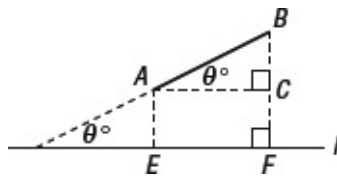


Figure 2.11

Perpendiculars are drawn from A and B to l , meeting l at E and F . Then EF is called the **projection** of AB on l .

You can see from [Figure 2.11](#) that the lengths AC and EF are equal.

As $\cos\theta^\circ = \frac{AC}{AB}$,

so $AC = AB \cos\theta^\circ$

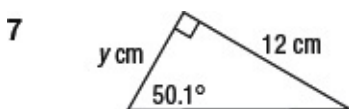
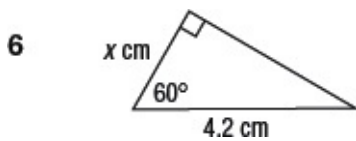
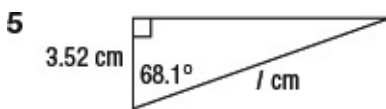
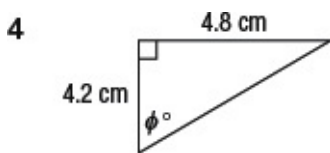
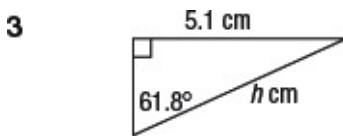
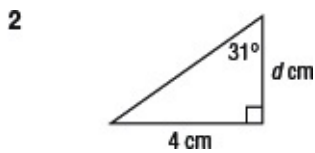
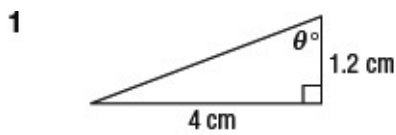
$EF = AB \cos\theta^\circ$.



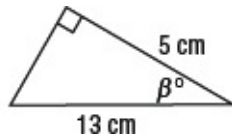
Exercise 2.2

This is a miscellaneous exercise involving sines, cosines and tangents.

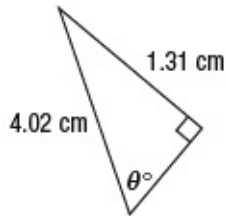
In questions 1 to 10, find the marked angle or side.



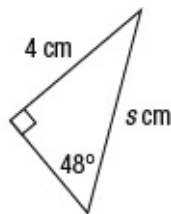
8



9



10



- 11** In a right-angled triangle the two sides creating the right angle have lengths of 2.34 m and 1.64 m. Find the smallest angle and the length of the hypotenuse.
- 12** In the triangle ABC , C is a right angle, AC is 122 cm and AB is 175 cm. Calculate angle B .
- 13** In triangle ABC , angle $C = 90^\circ$, and $A = 37.35^\circ$ and $AB = 91.4$ mm. Find the lengths of BC and CA .
- 14** ABC is a triangle. Angle C is a right angle, AC is 21.32 m and BC is 12.56 m. Find the angles A and B .
- 15** In a triangle ABC , AD is the perpendicular from A to BC . The lengths of AB and BC are 3.25 cm and 4.68 cm and angle B is 55° . Find the lengths of AD , BD and AC .
- 16** ABC is a triangle, right-angled at C . The lengths of BC and AB are 378 mm and 543 mm. Find angle A and the length of CA .
- 17** A ladder 20 m long rests against a vertical wall. Find the inclination of the ladder to the horizontal when the foot of the ladder is 7 m from the wall.

- 18** A ship starting from O travels 18 kmh^{-1} in the direction 35° north of east. How far will it be north and east of O after an hour?
- 19** A pendulum of length 20 cm swings on either side of the vertical through an angle of 15° on each side. Through what height does the bob rise?
- 20** The side of an equilateral triangle is x metres. Find in terms of x the altitude of the triangle. Hence find $\sin 60^\circ$ and $\sin 30^\circ$.
- 21** A straight line 3.5 cm long makes an angle of 42° with the x -axis. Find the lengths of its projections on the x - and y -axes.
- 22** When you walk 1.5 km up the line of greatest slope of a hill you rise 94 m. Find the gradient of the hill.
- 23** A ship starts from a given point and sails 15.5 km on a bearing of 319° . How far has it gone west and north respectively?
- 24** A point P is 14.5 km north of Q and Q is 9 km west of R . Find the bearing of P from R and its distance from R .
-

2.8 Multistage problems

This section gives examples of multistage problems where you need to think out a strategy before you start. See also the advice given in [Section 2.5](#) about the accurate use of a calculator.



Nugget

Always draw a diagram when solving problems. Look for any symmetry or ways to form right-angled triangles.

.....



Example 2.5

$ABCD$ is a kite in which $AB = AD = 5 \text{ cm}$ and $BC = CD = 7 \text{ cm}$. Angle $DAB =$

80° . Calculate angle BCD .

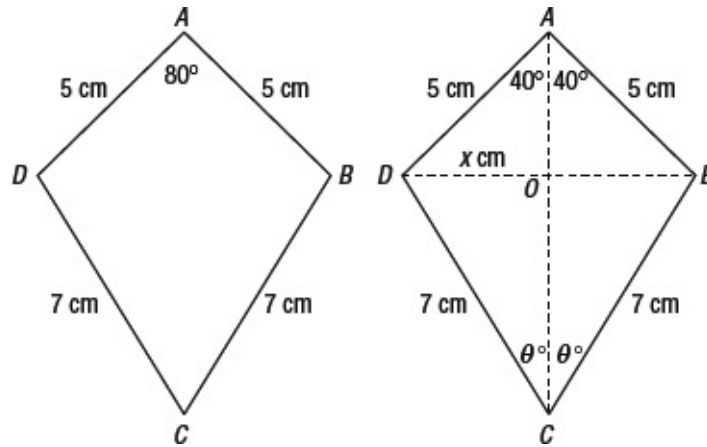


Figure 2.12

The left-hand diagram in Figure 2.12 shows the information. In the right-hand diagram, the diagonals, which cut at right angles at O , have been drawn, and the line AC , which is an axis of symmetry, bisects the kite.

Let DO be x cm, and let angle $DCA = \theta^\circ$.

Then $\sin 40^\circ = \frac{x}{5}$
 so $x = 5 \sin 40^\circ$.
 Also $\sin \theta^\circ = \frac{x}{7}$.
 substituting for x $\sin \theta^\circ = \frac{5 \sin 40^\circ}{7}$
 so $\theta^\circ = 27.33\dots$

Angle $BCD = 2\theta^\circ = 54.66^\circ$, correct to two decimal places. ■



Example 2.6

Figure 2.13 represents part of a symmetrical roof frame. $PA = 28$ m, $AB = 6$ m and angle $OPA = 21^\circ$. Find the lengths of OP and OA .

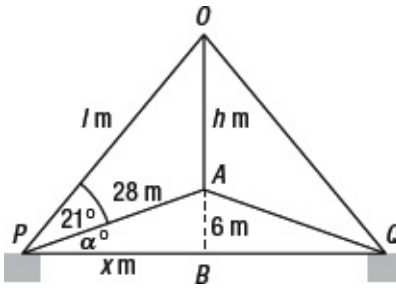


Figure 2.13

Let $OP = l$ m, $PB = x$ m and $OA = h$ m.

To find l you need to find angle OPB ; to do this you need first to find angle APB .
Let angle $APB = \alpha^\circ$.

Then $\sin \alpha^\circ = \frac{6}{28} = 0.21428\dots$

so $\alpha^\circ = 12.373\dots$

Therefore angle $OPB = \alpha^\circ + 21^\circ$
 $= 33.373\dots^\circ$.

Next you must find the length x .

To find x , use Pythagoras's theorem in triangle APB .

$$x^2 = 28^2 - 6^2 = 784 - 36 = 748$$

so $x = 27.349\dots$

Then $\cos 33.373\dots^\circ = \frac{27.349\dots}{l}$

so $l = \frac{27.349\dots}{\cos 33.373\dots^\circ}$
 $= 32.7500\dots$

To find h , you need to use $h = OB - AB = OB - 6$.

To find OB , $\sin 33.373\dots^\circ = \frac{OB}{32.7500\dots}$

so $OB = 32.7500\dots \times \sin 33.373\dots^\circ$
 $= 18.0156\dots$,

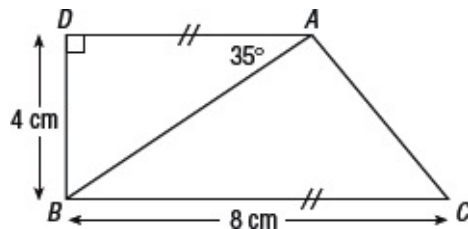
and $h = 18.0156\dots - 6 = 12.0156\dots$

Therefore $OP = 32.75$ m and $OA = 12.02$ m approximately. ■

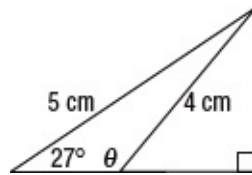


Exercise 2.3

- 1 $ABCD$ is a kite in which $AB = AD = 5$ cm, $BC = CD = 7$ cm and angle $DAB = 80^\circ$. Calculate the length of the diagonal AC .
- 2 In the diagram, find the length of AC .

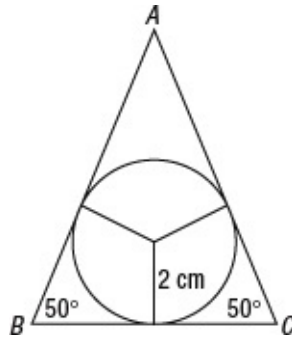


- 3 In the diagram, find the angle θ .



- 4 $PQRS$ is a rectangle. A semicircle drawn with PQ as diameter cuts RS at A and B . The length PQ is 10 cm, and angle BQP is 30° . Calculate the length PS .
- 5 A ship sails 5 km on a bearing of 45° and then 6 km on a bearing of 60° . Find its distance and bearing from its starting point.
- 6 The lengths AB and AC of a triangle ABC are 5 cm and 6 cm respectively. The length of the perpendicular from A to BC is 4 cm. Calculate the angle BAC .
- 7 In a triangle ABC , the angles at A and C are 20° and 30° respectively. The length of the perpendicular from B to AC is 10 cm. Calculate the length of AC .

- 8 In the isosceles triangle ABC , the equal angles at B and C are each 50° . The sides of the triangle each touch a circle of radius 2 cm.



Calculate the length BC .

- 9 A ladder of length 5 m is leaning against a vertical wall at an angle of 60° to the horizontal. The foot of the ladder moves in by 50 cm. By how much does the top of the ladder move up the wall?
- 10 $PQRS$ is a trapezium, with PQ parallel to RS . The angles at P and Q are 120° and 130° respectively. The length PQ is 6.23 cm and the distance between the parallel sides is 4.92 cm. Calculate the length of RS .



Key ideas

- $\cos \theta$ is short for the cosine of the angle θ .
- $\sin \theta$ is short for the sine of the angle θ .
- $\sin \theta^\circ = \frac{\textit{opposite}}{\textit{hypotenuse}}$
- $\cos \theta^\circ = \frac{\textit{adjacent}}{\textit{hypotenuse}}$
- $\tan \theta^\circ = \frac{\textit{opposite}}{\textit{adjacent}}$
- You can use the word ‘*sohcahtoa*’ to help you remember the trigonometric ratios.

- $\sin(90 - \theta)^\circ = \cos \theta^\circ$
 $\cos(90 - \theta)^\circ = \sin \theta^\circ$
- The Pythagorean identity is $\cos^2 \theta + \sin^2 \theta = 1$.

This identity is true for all angles measured in either degrees or radians (see [Chapter 7](#)).

- | Angle, θ | 0° | 30° | 45° | 60° | 90° |
|-----------------|-----------|--|--|----------------------|------------|
| $\sin \theta$ | 0 | $\frac{1}{2}$ | $\frac{1}{\sqrt{2}}$ or $\frac{\sqrt{2}}{2}$ | $\frac{\sqrt{3}}{2}$ | 1 |
| $\cos \theta$ | 1 | $\frac{\sqrt{3}}{2}$ | $\frac{1}{\sqrt{2}}$ or $\frac{\sqrt{2}}{2}$ | $\frac{1}{2}$ | 0 |
| $\tan \theta$ | 0 | $\frac{1}{\sqrt{3}}$ or $\frac{\sqrt{3}}{3}$ | 1 | $\sqrt{3}$ | undefined |

- When a path is inclined at angle of θ to the horizontal, the gradient is given by $\tan \theta$. When θ is small then the gradient is approximately equal to $\sin \theta$.

In three dimensions

In this chapter you will learn:

- *the importance of good diagrams in solving three-dimensional problems*
 - *how to break down three-dimensional problems into two-dimensional problems*
 - *how to solve problems by using pyramids, boxes and wedges.*
-

3.1 Introduction

Working in three dimensions introduces no new trigonometric ideas, but you do need to be able to think in three dimensions and to be able to visualize the problem clearly. To do this, it is a great help to be able to draw a good figure.

You can solve all the problems in this chapter by picking out right-angled triangles from a three-dimensional figure, drawn, of course, in two dimensions.

This chapter will consist mainly of examples, which will include certain types of diagram which you should be able to draw quickly and easily.

3.2 Pyramid problems

The first type of diagram is the pyramid diagram. This diagram will work for all problems that involve pyramids with a square base.



Example 3.1

$ABCD$ is the square base of side 5 cm of a pyramid whose vertex V is 6 cm directly above the centre O of the square. Calculate the angle AVC .

The diagram is drawn in [Figure 3.1](#).

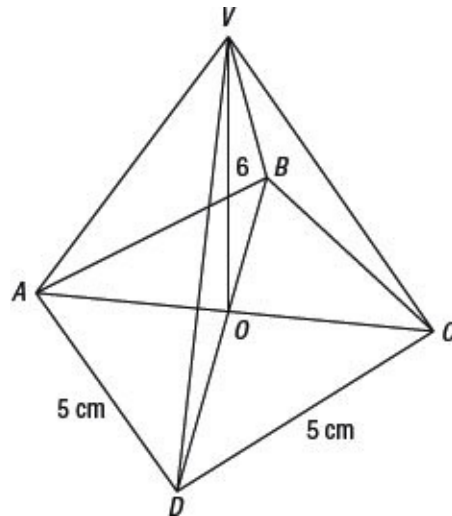


Figure 3.1

There are a number of features you should notice about this diagram:

- The diagram is large enough to avoid points being ‘on top of one another’.
- The vertex V should be above the centre of the base. It is best to draw the base first, draw the diagonals intersecting at O , and then put V vertically above O , siting V so that the edge VC of the pyramid does not appear to pass through B .
- Note that the dimensions have not been put on the measurements where, to do so, would add clutter.
- To solve the problem, you must develop a strategy that involves creating or recognizing right-angled triangles.
- The angle AVC is the vertical angle of the isosceles triangle AVC that is bisected by VO . If you can find the length AO , you can find angle AVC . You can find AO by using the fact that $ABCD$ is a square (see [Figure 3.2](#)).

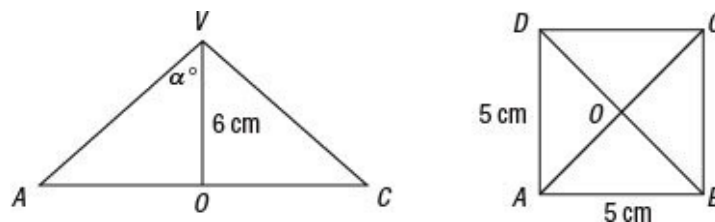


Figure 3.2

Find AC by using Pythagoras's theorem.

$$AC^2 = 5^2 + 5^2 = 50,$$

so $AC = \sqrt{50}$ cm and $AO = \frac{1}{2}\sqrt{50}$ cm.

Let angle $AVO = \alpha^\circ$.

then $\tan \alpha^\circ = \frac{\frac{1}{2}\sqrt{50}}{6}$

and $\alpha^\circ = 30.5089\dots$

Therefore angle $AVC = 2\alpha^\circ = 61.02^\circ$. ■

If you find that you can solve the problem without drawing the subsidiary diagrams in Figure 3.2, then do so. But many people find that it helps to see what is happening.

All square-based pyramid problems can be solved using this diagram.



Example 3.2

$PQRSV$ is a pyramid with vertex V , which is situated symmetrically above the mid-point O of the rectangular base $PQRS$. The lengths of PS and RS are 6 cm and 5 cm, and the slant height VP is 8 cm. Find the angle that the edge VP makes with the ground.

Figure 3.3 shows the situation.

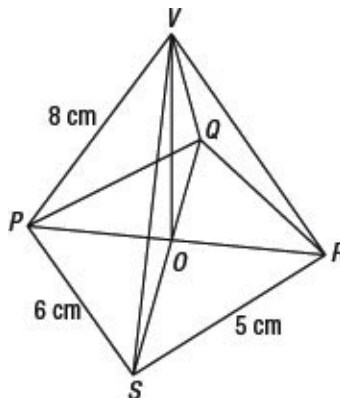


Figure 3.3

Let the required angle VPO be α° . Then you can find α° from triangle VPO if you can find either PO or VO . You can find PO from the rectangle $PQRS$.

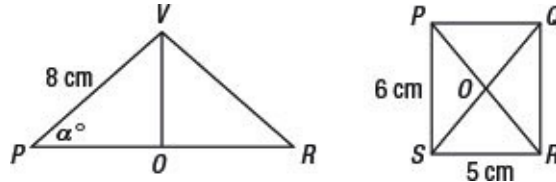


Figure 3.4

As $PO = \frac{1}{2}PR$, and using Pythagoras's theorem gives

$$PR = \sqrt{PS^2 + RS^2} = \sqrt{6^2 + 5^2} = \sqrt{61},$$

you find

$$PO = \frac{1}{2}\sqrt{61} \text{ cm}$$

Then

$$\cos \alpha^\circ = \frac{PO}{VP} = \frac{\frac{1}{2}\sqrt{61}}{8},$$

so

$$\alpha^\circ = 60.781\dots$$

Therefore, the edge VP makes an angle of approximately 60.78° with the horizontal. ■

3.3 Box problems

The second type of problem involves drawing a box.

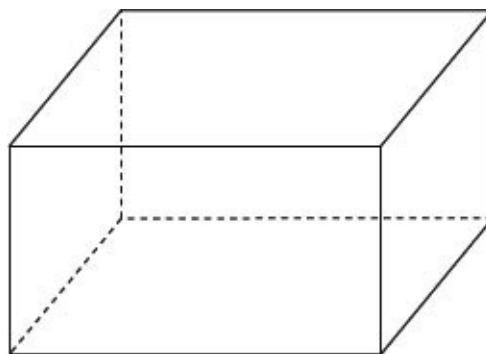


Figure 3.5



Nugget

The usual way to draw the box is to draw two identical rectangles, one ‘behind’ the other, and then to join up the corners appropriately. It can be useful to make some of the lines dotted to make it clear which face is in front.



Example 3.3

A room has length 4 m, width 3 m and height 2 m. Find the angle that a diagonal of the room makes with the floor.

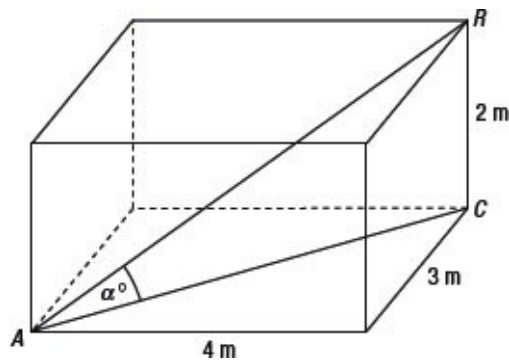


Figure 3.6

Let the diagonal of the room be AR , and let AC be the diagonal of the floor. Let the required angle be α° .

You can use Pythagoras’s theorem to find the diagonal AC of the floor and so find the angle α° .

$$AC = \sqrt{3^2 + 4^2} = \sqrt{25} = 5$$

so $\tan \alpha^\circ = \frac{2}{5}$

and $\alpha = 21.8014\dots$

Therefore, the diagonal makes an angle of approximately 21.80° with the floor. ■

Sometimes the problem is a box problem, but may not sound like one.



Example 3.4

The top, P , of a pylon standing on level ground subtends an angle of 10° at a point S , which is 50 m due south, and 5° at a point W , lying west of the pylon. Calculate the distance SW correct to the nearest metre.

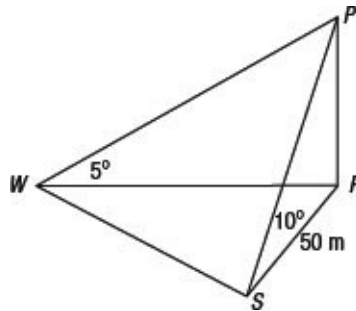


Figure 3.7

This figure is part of the box diagram in Figure 3.5, with some lines removed. F is the foot of the pylon.

To calculate SW , start by finding the height of the pylon, then the length FW , and then use Pythagoras's theorem to find SW .

In triangle PFS , $\tan 10^\circ = \frac{PF}{50}$, so $PF = 50 \tan 10^\circ$

In triangle PFW , $\tan 5^\circ = \frac{PF}{FW} = \frac{50 \tan 10^\circ}{FW}$

so $FW = \frac{50 \tan 10^\circ}{\tan 5^\circ}$

Finally $SW^2 = FW^2 + SF^2 = \left(\frac{50 \tan 10^\circ}{\tan 5^\circ}\right)^2 + 50^2$
 $= 12654.86\dots$

so $SW = 112$ m, correct to the nearest metre. ■

3.4 Wedge problems

The third type of problem involves drawing a wedge. This wedge is

really only part of a box, so you could think of a wedge problem as a special case of a box problem, but it is easier to think of it in a separate category.

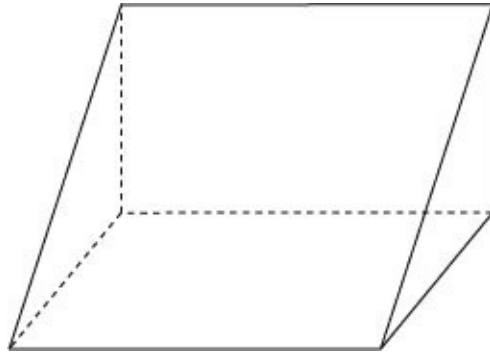


Figure 3.8



Example 3.5

The line of greatest slope of a flat hillside slopes at an angle of 20° to the horizontal. To reduce the angle of climb, a walker walks on a path on the hillside, which makes an angle of 50° with the line of greatest slope. At what angle to the horizontal does the walker climb on this path?

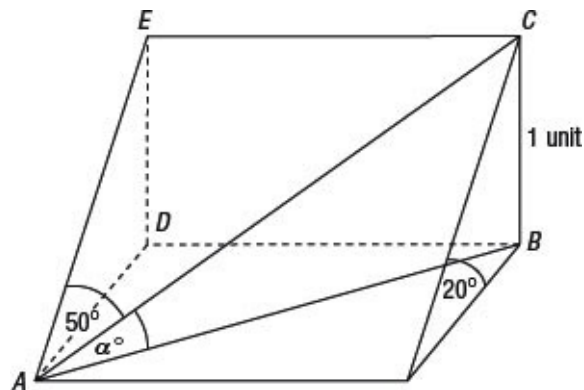


Figure 3.9

Let AE be the line of greatest slope, and AC be the path of the walker. The angle that you need to find is angle BAC . Call this angle α° . As there are no units to the problem, let the height BC be 1 unit.

To find α you need to find another length (apart from BC) in triangle BAC . This will come first from the right-angled triangle DAE , and then from triangle AEC , shown in Figure 3.10. Note that angle $DAE = 20^\circ$ as AE is a line of greatest slope.

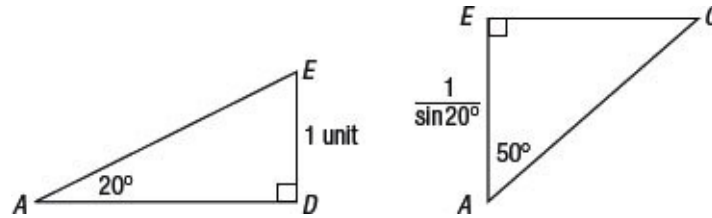


Figure 3.10

In triangle AED $\sin 20^\circ = \frac{1}{AE}$, so $AE = \frac{1}{\sin 20^\circ}$.

In triangle EAC $\cos 50^\circ = \frac{EA}{AC} = \frac{\frac{1}{\sin 20^\circ}}{AC}$,

so $AC = \frac{1}{\sin 20^\circ \cos 50^\circ}$.

In triangle ABC $\sin \alpha = \frac{1}{AC} = \frac{1}{\frac{1}{\sin 20^\circ \cos 50^\circ}} = \sin 20^\circ \cos 50^\circ$

so $\alpha^\circ = 12.700\dots$ ■

The walker walks at 12.7° approximately to the line of greatest slope.

You may find it easier to follow if you evaluate AE and AC as you go along, but it is better practice to avoid it if you can.

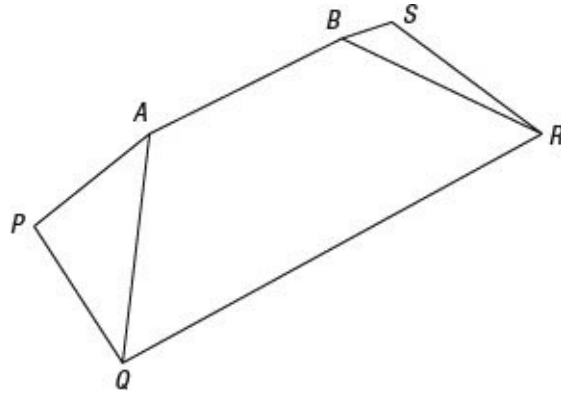


Exercise 3.1

- 1 A pyramid has its vertex directly above the centre of its square base. The edges of the base are each 8 cm, and the vertical height is 10 cm. Find the angle between the slant face and the base, and the angle between a slant edge and the base.
- 2 A symmetrical pyramid stands on a square base of side 8 cm. The slant

height of the pyramid is 20 cm. Find the angle between the slant edge and the base, and the angle between a slant face and the base.

- 3 A square board is suspended horizontally by four equal ropes attached to a point P directly above the centre of the board. Each rope has length 15 m and is inclined at an angle of 10° to the vertical. Calculate the length of the side of the square board.
- 4 A pyramid has its vertex directly above the centre of its square base. The edges of the base are each 6 cm, and the vertical height is 8 cm. Find the angle between two adjacent slant faces.
- 5 Find the angle that a main diagonal of a cube makes with the base. (Assume that the cube has sides of length 1 unit.)
- 6 A pylon is situated at a corner of a rectangular field with dimensions 100 m by 80 m. The angle subtended by the pylon at the furthest corner of the field is 10° . Find the angles subtended by the pylon at the other two corners of the field.
- 7 A regular tetrahedron has all its edges 8 cm in length. Find the angles that an edge makes with the base.
- 8 All the faces of a square-based pyramid of side 6 cm slope at an angle of 60° to the horizontal. Find the height of the pyramid, and the angle between a sloping edge and the base.
- 9 A vertical flag pole standing on horizontal ground has six ropes attached to it at a point 6 m from the ground. The other ends of the ropes are attached to points on the ground that lie in a regular hexagon with sides 4 m. Find the angle that a rope makes with the ground.
- 10 The diagram shows a roof structure. $PQRS$ is a horizontal rectangle. The faces $ABRQ$, $ABSP$, APQ and BRS all make an angle of 45° with the horizontal.



Find the angle made by the sloping edges with the horizontal.



Key ideas

- To solve a three-dimensional problem, you need to pick out two-dimensional right-angled triangles. Always draw a diagram.
 - There are three main types of three-dimensional problem: pyramids, boxes and wedges.
 - If the resulting triangles are not right-angled then look out for any symmetry or for the possibility of dividing a triangle into two right-angled triangles.
 - In order to avoid errors never round until you reach the final answer – always store any intermediate values in the memory of your calculator.
-

Angles of any magnitude

In this chapter you will learn:

- *how to extend the definitions of sine, cosine and tangent to angles greater than 90° and less than 0°*
 - *the shape of the graphs of sine, cosine and tangent*
 - *the meaning of the terms 'period' and 'periodic'.*
-

4.1 Introduction

If, either by accident or by experimenting with your calculator, you have tried to find sines, cosines and tangents of angles outside the range from 0 to 90° , you will have found that your calculator gives you a value. But what does this value mean, and how is it used? This chapter gives some answers to those questions.

If you think of sine, cosine and tangent only in terms of ratios of ‘opposite’, ‘adjacent’ and ‘hypotenuse’, then it is difficult to give meanings to trigonometric ratios of angles outside the interval 0 to 180° – after all, angles of triangles have to lie within this interval. However, the definition of tangent given in [Section 1.3](#) and the definition of sine and cosine in [Section 2.2](#) both extend naturally to angles of any magnitude.

It is convenient to start with the sine and cosine.

4.2 Sine and cosine for any angle

In [Section 2.2](#), the following construction was given as the basis of the definition of sine and cosine.

Draw a circle with radius 1 unit, and centre at the origin O . Draw the radius OP at an angle θ° to the x -axis in an anticlockwise direction (see [Figure 4.1](#)). Let P have coordinates (x, y) .

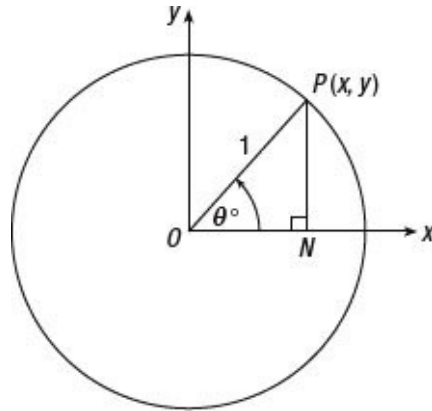


Figure 4.1

Then $\sin \theta^\circ = y$ and $\cos \theta^\circ = x$ are the definitions of sine and cosine for any size of the angle θ° .

The arrow labelling the angle θ° in [Figure 4.1](#) emphasizes that angles are measured positively in the anti-clockwise direction, and negatively in the clockwise direction.

It is useful to divide the plane into four quadrants, called 1, 2, 3 and 4, as shown in [Figure 4.2](#).

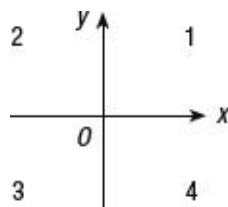


Figure 4.2

Then for any given angles such as 60° , 210° and -40° , you can associate a quadrant, namely, the quadrant in which the radius corresponding to the angle lies.

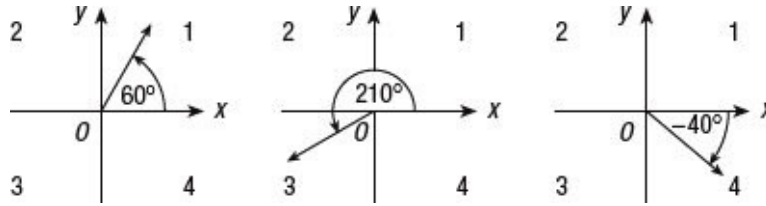


Figure 4.3

In [Figure 4.3](#), you can see that 60° is in quadrant 1, and is called a first quadrant angle; 210° is a third quadrant angle; -40° is a fourth quadrant angle.

You can have angles greater than 360° . For example, you can check that 460° is a second quadrant angle, and -460° is a third quadrant angle.

The definition of $\sin \theta^\circ$, namely $\sin \theta^\circ = y$, shows that if θ° is a first or second quadrant angle, then the y -coordinate of P is positive so $\sin \theta^\circ > 0$; if θ° is a third or fourth quadrant angle, $\sin \theta^\circ < 0$.

You can see from this definition, and from [Figure 4.3](#), that $\sin 60^\circ > 0$, that $\sin 210^\circ < 0$ and that $\sin(-40^\circ) < 0$; you can easily check these with your calculator.

Similarly, the definition of $\cos \theta^\circ$, namely $\cos \theta^\circ = x$, shows that if θ° is a first or fourth quadrant angle then the x -coordinate of P is positive so $\cos \theta^\circ > 0$; if θ° is a second or third quadrant angle, $\cos \theta^\circ < 0$.

You can also see that $\cos 60^\circ > 0$, that $\cos 210^\circ < 0$ and that $\cos(-40^\circ) > 0$. Again, you can easily check these with your calculator.

SINE AND COSINE FOR MULTIPLES OF 90°

The easiest way to find the sine and cosine of angles such as 90° , 540° and -90° is to return to the definitions, that is $\sin \theta^\circ = y$ and $\cos \theta^\circ = x$ (see [Figure 4.4](#)).

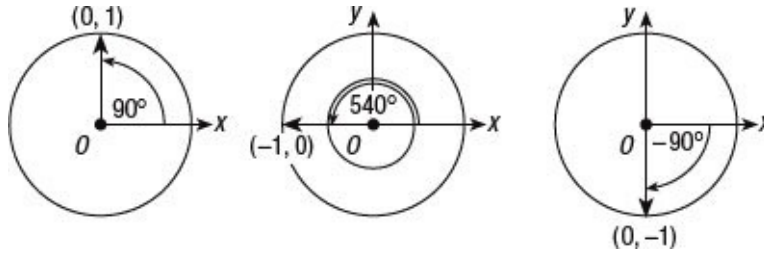


Figure 4.4

Then you see from the left-hand diagram that the radius for 90° ends at $(0, 1)$, so $\sin 90^\circ = 1$ and $\cos 90^\circ = 0$.

Similarly, the radius for 540° ends up at $(-1, 0)$, so $\sin 540^\circ = 0$ and $\cos 540^\circ = -1$.

Finally, the radius for -90° ends up at $(0, -1)$, so $\sin(-90^\circ) = -1$ and $\cos(-90^\circ) = 0$.

Once again, you can check these results with your calculator.

4.3 Graphs of sine and cosine functions

As the sine and cosine functions are defined for all angles, you can draw their graphs.

Figure 4.5 shows the graph of $y = \sin \theta^\circ$ drawn for values of θ° from -90 to 360 .

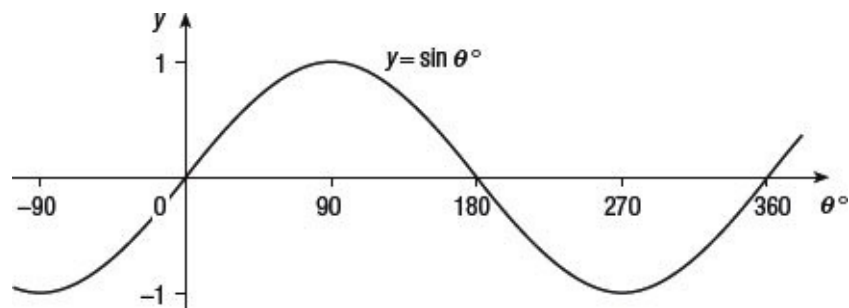


Figure 4.5

You can see that the graph of $y = \sin \theta^\circ$ has the form of a wave. As it repeats itself every 360° , it is said to be **periodic**, with **period** 360° . As you would expect from [Section 4.2](#), the value of $\sin \theta^\circ$ is positive for first and second quadrant angles and negative for third and fourth quadrant angles.



Nugget

So $\sin 30^\circ = \sin(30^\circ + 360^\circ) = \sin(30^\circ + 2 \times 360^\circ)$ and so on.

Also $\sin 30^\circ = \sin(30^\circ - 360^\circ) = \sin(30^\circ - 2 \times 360^\circ)$ and so on.

.....

[Figure 4.6](#) shows the graph of $y = \cos \theta^\circ$ drawn for values of θ° from -90 to 360 .

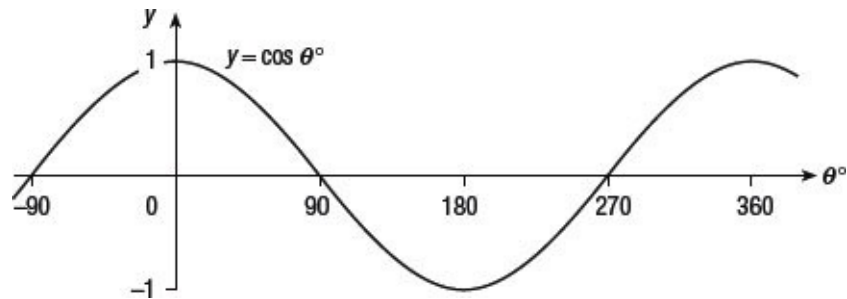


Figure 4.6

As you can see, the graph of $y = \cos \theta^\circ$ also has the form of a wave. It is also **periodic**, with **period** 360° . The value of $\cos \theta^\circ$ is positive for first and fourth quadrant angles and negative for second and third quadrant angles.

It is the wave form of these graphs and their periodic properties that make the sine and cosine so useful in applications. This point is taken further in physics and engineering.



Nugget

Notice that the graph of $y = \sin \theta^\circ$ has rotational symmetry about the origin. So $\sin \theta^\circ = -\sin(-\theta^\circ)$ and, for example, $\sin 45^\circ = -\sin(-45^\circ)$.

The graph of $y = \cos \theta^\circ$ is symmetrical about the y -axis. So $\cos \theta^\circ = \cos(-\theta^\circ)$, for example, $\cos 45^\circ = \cos(-45^\circ)$.

As the two graphs are just translations of each other it can be hard to remember which is which - here is a memory aid to help you: on the graph of $\sin \theta^\circ$ there is an elongated S shape at the origin.



Exercise 4.1

In questions 1 to 8, use your calculator to find the following sines and cosines.

- 1 $\sin 130^\circ$
- 2 $\cos 140^\circ$
- 3 $\sin 250^\circ$
- 4 $\cos 370^\circ$
- 5 $\sin(-20)^\circ$
- 6 $\cos 1000^\circ$
- 7 $\sin 36000^\circ$
- 8 $\cos(-90)^\circ$

In questions 9 to 14, say in which quadrant the given angle lies.

- 9 200°
- 10 370°
- 11 $(-300)^\circ$
- 12 730°
- 13 -600°
- 14 1000°

In questions 15 to 20, find the following sines and cosines without using your calculator

- 15 $\cos 0^\circ$
 - 16 $\sin 180^\circ$
 - 17 $\cos 270^\circ$
 - 18 $\sin(-90)^\circ$
 - 19 $\cos(-180)^\circ$
 - 20 $\sin 450^\circ$
-

4.4 The tangent of any angle

In [Section 1.3](#) you saw that the definition of the tangent for an acute angle was given by $\tan \theta^\circ = \frac{y}{x}$. This definition is extended to all angles, positive and negative (see [Figure 4.7](#)).

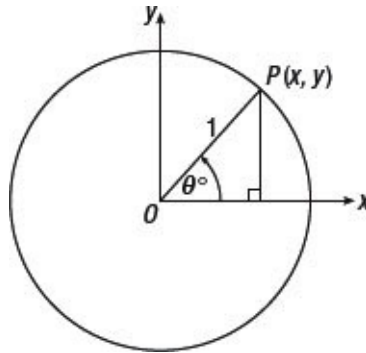


Figure 4.7

If the angle θ° is a first quadrant angle, $\tan \theta^\circ$ is positive. For a second quadrant angle, y is positive and x is negative, so $\tan \theta^\circ$ is negative. For a third quadrant angle, y and x are both negative, so $\tan \theta^\circ$ is positive. And for a fourth quadrant angle, y is negative and x is positive, so $\tan \theta^\circ$ is negative.



Nugget

To remember which function is positive in which quadrant use the memory aid ‘**All Students Take Coffee**’

2	1	2	1
Students	All	Sin	All
3	4	3	4
Take	Coffee	Tan	Cos

4.5 Graph of the tangent function

Just as you can draw graphs of the sine and cosine functions, you can draw a graph of the tangent function. Its graph is shown in [Figure 4.8](#).

You can see from [Figure 4.8](#) that, like the sine and cosine functions, the tangent function is periodic, but with period 180° , rather than 360° .

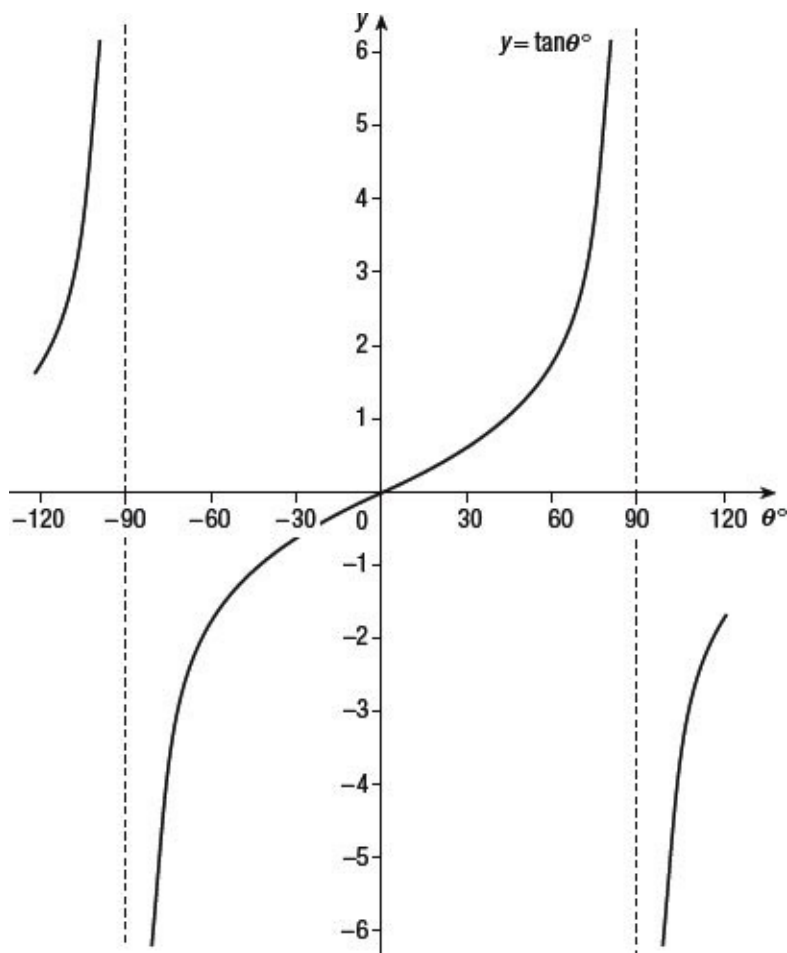


Figure 4.8

You can also see that, for odd multiples of 90° , the tangent function is not defined. You cannot talk about $\tan 90^\circ$. It does not exist.



Nugget

Notice that the graph of $y = \tan \theta^\circ$ has rotational symmetry about the origin. So $\tan \theta^\circ = -\tan(-\theta^\circ)$ and, for example, $\tan 60^\circ = -\tan(-60^\circ)$.

4.6 Sine, cosine and tangent

There is an important relation between the sine, cosine and tangent, which you can deduce immediately from their definitions.

From the definitions

$$\begin{aligned}\sin \theta^\circ &= y, \\ \cos \theta^\circ &= x, \\ \tan \theta^\circ &= \frac{y}{x},\end{aligned}$$

you can see that

$$\tan \theta^\circ = \frac{\sin \theta^\circ}{\cos \theta^\circ}. \quad \text{Equation 1}$$

Equation 1 will be used repeatedly throughout the remainder of the book.



Exercise 4.2

In questions 1 to 4, use your calculator to find the following tangents.

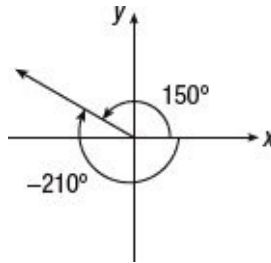
1 $\tan 120^\circ$

- 2 $\tan(-30)^\circ$
- 3 $\tan 200^\circ$
- 4 $\tan 1000^\circ$
- 5 Attempt to find $\tan 90^\circ$ on your calculator. You should find that it gives some kind of error message.
- 6 Calculate the value of $\frac{\sin 12^\circ}{\cos 12^\circ}$.
- 7 Calculate the value of $\frac{\cos 1000^\circ}{\sin 1000^\circ}$.



Key ideas

- You can find the values of $\sin \theta^\circ$, $\cos \theta^\circ$, and $\tan \theta^\circ$ for any value of θ° – this includes negative values and angles greater than 90° .
- The angle θ° is measured from the x -axis. Positive values of θ° are measured in an anti-clockwise direction and negative in a clockwise direction from the x -axis.



- The graph of $y = \sin \theta^\circ$ is a wave with period 360° . The graph of $y = \sin \theta^\circ$ has a maximum value of 1 and a minimum value of -1 , so $-1 \leq \sin \theta^\circ \leq 1$ (see [Figure 4.5](#)).
- The graph of $y = \cos \theta^\circ$ is a wave with period 360° . The graph of $y = \cos \theta^\circ$ has a maximum value of 1 and a minimum value of -1 , so $-1 \leq \cos \theta^\circ \leq 1$ (see [Figure 4.6](#)).
- The graph of $y = \tan \theta^\circ$ has period 180° . $\tan 90^\circ$ is undefined and, likewise, the tangent of odd multiples of 90 is undefined (see [Figure 4.8](#)).
- $\tan \theta^\circ = \frac{\sin \theta^\circ}{\cos \theta^\circ}$

Note this equation is true for angles measured in radians – see [Chapter 7](#).

5

Solving simple equations

In this chapter you will learn:

- *how to solve simple equations involving sine, cosine and tangent*
 - *the meaning of 'principal angle'*
 - *how to use the principal angle to find all solutions of the equation.*
-

5.1 Introduction

This chapter is about solving equations of the type $\sin \theta^\circ = 0.4$, $\cos \theta^\circ = 0.2$ and $\tan \theta^\circ = 0.3$.

It is easy, using a calculator, to find the sine of a given angle. It is also easy, with a calculator, to find one solution of an equation such as $\sin \theta^\circ = 0.4$. You use the \sin^{-1} key and find $\theta^\circ = 23.57\dots$. So far so good.

The problem is that [Figure 5.1](#) shows there are many angles, infinitely many in fact, for which $\sin \theta^\circ = 0.4$. You have found one of them – how do you find the others from the angle that you have found?

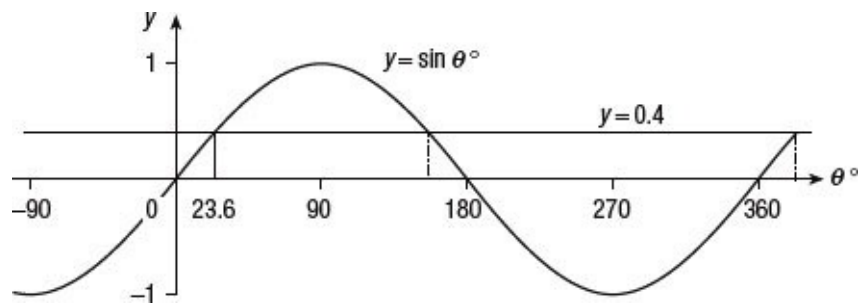


Figure 5.1

[Figure 5.1](#) shows that there is another angle lying between 90° and 180° satisfying the equation $\sin \theta^\circ = 0.4$, and then (infinitely) many others, repeating every 360° .

5.2 Solving equations involving sines

PRINCIPAL ANGLES

The angle given by your calculator when you press the \sin^{-1} key is called the **principal angle**.

For the sine function the principal angle lies in the interval $-90 \leq \theta^\circ \leq$

90.

If you draw the graph of $y = \sin^{-1} x$ using your calculator values you get the graph shown in [Figure 5.2](#).

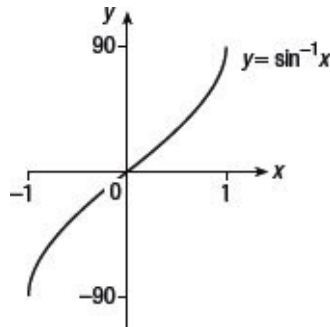


Figure 5.2

So the question posed in [Section 5.1](#) is: ‘Given the principal angle for which $\sin \theta^\circ = 0.4$, how do you find all the other angles?’

Look at the sine graph in [Figure 5.1](#). Notice that it is symmetrical about the 90° point on the θ -axis. This shows that for any angle α°

$$\sin(90 - \alpha)^\circ = \sin(90 + \alpha)^\circ. \quad \text{Equation 1}$$

If you write $x = 90 - \alpha$, then $\alpha = 90 - x$, so $90 + \alpha = 180 - x$. Equation 1 then becomes, for any angle α° ,

$$\sin \theta^\circ = \sin(180 - \theta)^\circ. \quad \text{Equation 2}$$



Nugget

For example, $\sin 30^\circ = \sin 150^\circ$ since $180^\circ - 30^\circ = 150^\circ$. This equation is true when α° is negative. So $\sin(-20^\circ) = \sin 200^\circ$ since $180^\circ - (-20)^\circ = 200^\circ$.

Equation 2 is the key to solving equations which involve sines.

Returning to the graph of $y = \sin \theta^\circ$ in [Figure 5.1](#), and using Equation 2, you can see that the other angle between 0 and 180 with $\sin \theta^\circ = 0.4$ is

$$180 - \sin^{-1}0.4 = 180 - 23.57\dots = 156.42\dots^\circ .$$

Now you can add (or subtract) multiples of 360° to find all the other angles solving $\sin \theta^\circ = 0.4$, and obtain

$$\theta = 23.57, 156.42, 383.57, 516.42, \dots^\circ$$

correct to two decimal places.

SUMMARY

To solve an equation of the form $\sin x^\circ = c$ where c is given:

- find the principal angle
- use Equation 2 to find another angle for which $\sin x^\circ = c$
- add or subtract any multiple of 360.



Example 5.1

Solve the equation $\sin x^\circ = -0.2$, giving all solutions in the interval from -180 to 180 .

The principal angle is -11.54° .

From Equation 2, $180 - (-11.54) = 191.54^\circ$ is also a solution, but this is outside the required range. However, as you can add and subtract any multiple of 360, you can find the solution between -180 and 180 by subtracting 360.

Therefore the required solution is

$$191.54 - 360 = -168.46^\circ .$$

Therefore the solutions are -168.46° and -11.54° . ■



Example 5.2

Solve the equation $\sin 2x^\circ = 0.5$, giving all solutions from 0 to 360° .

Start by letting $y = 2x$. Then you have first to solve for y the equation $\sin y^\circ = 0.5$. Note also that if x lies between 0 and 360, then y , which is $2x$, lies between 0 and 720.

The principal angle for the solution of $\sin y^\circ = 0.5$ is $\sin^{-1} 0.5 = 30^\circ$.

From Equation 2, $180 - 30 = 150^\circ$ is also a solution.

Adding multiples of 360 shows that 390° and 510° are also solutions for y .

Thus $y = 2x = 30^\circ, 150^\circ, 390^\circ, 510^\circ$

so $x = 15^\circ, 75^\circ, 195^\circ, 255^\circ$. ■



Example 5.3

Find the smallest positive root of the equation $\sin(2x + 50)^\circ = 0.1$.

Substitute $y = 2x + 50$, so you solve $\sin y^\circ = 0.1$.

From $y = 2x + 50$ you find that $x = \frac{1}{2}(y - 50)$

As $x > 0$ for a positive solution $\frac{1}{2}(y - 50) > 0$, so $y > 50$.

The principal angle solving $\sin y^\circ = 0.1$ is 5.74° .

From Equation 2, $180 - 5.74 = 174.26^\circ$ is the first solution greater than 50.

As
$$x = \frac{1}{2}(y - 50),$$

$$x = \frac{1}{2}(174.26 - 50) = 62.13^\circ. \blacksquare$$





Exercise 5.1

In questions 1 to 8, find the solutions of the given equation in the interval from 0 to 360.

1 $\sin \theta^\circ = 0.3$

2 $\sin \theta^\circ = 0.45$

3 $\sin \theta^\circ = 0$

4 $\sin \theta^\circ = 1$

5 $\sin \theta^\circ = -1$

6 $\sin \theta^\circ = -0.1$

7 $\sin \theta^\circ = -0.45$

8 $\sin \theta^\circ = -0.5$

In questions 9 to 16, find the solutions of the given equation in the interval from -180 to 180 .

9 $\sin \theta^\circ = -0.15$

10 $\sin \theta^\circ = -0.5$

11 $\sin \theta^\circ = 0$

12 $\sin \theta^\circ = 1$

13 $\sin \theta^\circ = -1$

14 $\sin \theta^\circ = 0.9$

15 $\sin \theta^\circ = -0.9$

16 $\sin \theta^\circ = -0.766$

In questions 17 to 24, find the solutions of the given equation in the interval from 0 to 360.

17 $\sin 2x^\circ = 0.5$

18 $\sin 2\theta^\circ = 0.45$

19 $\sin 3\theta^\circ = 0$

20 $\sin 2\theta^\circ = -1$

21 $\sin \frac{1}{2}\theta^\circ = 0.5$

22 $\sin \frac{1}{2}\theta^\circ = 1$

- 23 $\sin 3\theta^\circ = -0.5$
- 24 $3\sin 2x^\circ = 2$
- 25 The height h in metres of the water in a harbour t hours after the water is at its mean level is given by $h = 6 + 4 \sin(30t)^\circ$. Find the first positive value of t for which the height of the water first reaches 9m.
- 26 The length l hours of a day t days after the beginning of the year is given approximately by

$$l = 12 - 6 \cos\left(\frac{360}{365}t\right)^\circ$$

Find the approximate number of days per year that the length of day is longer than 15 hours.

.....

5.3 Solving equations involving cosines

To solve an equation of the form $\cos \theta^\circ = 0.2$ it is helpful to look at the graph of the cosine function in [Figure 5.3](#).

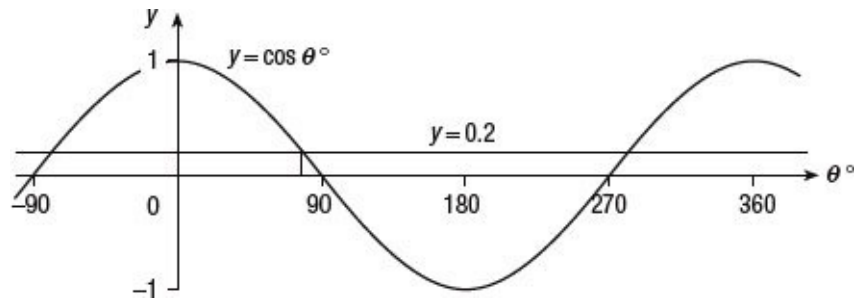


Figure 5.3

For the cosine the principal angle is in the interval $0 \leq \theta^\circ \leq 180$.

For the equation $\cos \theta^\circ = 0.2$, the principal angle is $78.46\dots^\circ$.

If you draw the graph of $y = \cos^{-1} x$ using your calculator values, you get the graph shown in [Figure 5.4](#).

The symmetry of the cosine graph in Figure 5.3 shows that

$$\cos(-\theta^\circ) = \cos \theta^\circ.$$

Equation 3

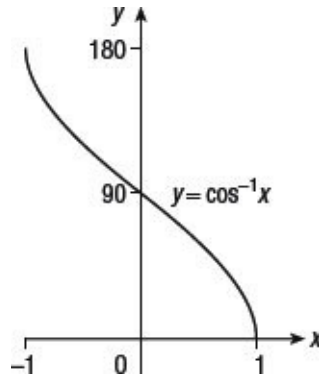


Figure 5.4

If you use Equation 3, you find that $\cos(-78.46\dots)^\circ = 0.2$.

If the interval from which you need the solution is from -180 to 180 , you have two solutions, $-78.46\dots^\circ$ and $78.46\dots^\circ$.

If you need solutions between 0 and 360 , you can subtract the first solution from 360 and obtain 78.46° and 281.54° , correct to two decimal places.

SUMMARY

To solve an equation of the form $\cos \theta^\circ = c$ where c is given:

- find the principal angle
- use Equation 3 to find another angle for which $\cos \theta^\circ = c$
- add or subtract any multiple of 360 .



Example 5.4

Solve the equation $\cos \theta^\circ = -0.1$ giving all solutions in the interval -180 to 180 ,

correct to two decimal places.

For $\cos \theta^\circ = -0.1$, the principal angle is 95.74° .

Using Equation 3, the other angle in the required interval is -95.74° .

The solutions, correct to two decimal places, are -95.74° and 95.74° . ■



Example 5.5

Find all the solutions of the equation $2 \cos 3x^\circ = 1$ in the interval 0 to 360.

The equation $2 \cos 3x^\circ = 1$ can be written in the form $\cos y^\circ = \frac{1}{2}$, where $y = 3x$. If x lies in the interval 0 to 360, then y , which is $3x$, lies in the interval 0 to 1080.

The principal angle for the solution of $\cos y^\circ = \frac{1}{2}$ is $\cos^{-1} \frac{1}{2} = 60$.

From Equation 3, -60 is also a solution of $\cos y^\circ = \frac{1}{2}$.

Adding multiples of 360 shows that 300, 420, 660, 780 and 1020 are also solutions for y .

Thus $y = 3x = 60, 300, 420, 660, 780, 1020$

so $x = 20, 100, 140, 220, 260, 340$. ■

5.4 Solving equations involving tangents

To solve an equation of the form $\tan \theta^\circ = 0.3$ it is helpful to look at the graph of the tangent function, [Figure 4.8](#).

The symmetry of the tangent graph shows that

$$\tan \theta^\circ = \tan(180 + \theta)^\circ. \quad \text{Equation 4}$$

For the tangent the principal angle is in the interval $-90 \leq \theta \leq 90$. For the equation $\tan \theta^\circ = 0.3$, the principal angle is $16.69\dots$

Using Equation 4, you find that the other angle between 0 and 360 satisfying $\tan \theta^\circ = 0.3$ is $180 + 16.69\dots = 196.69\dots$

SUMMARY

To solve an equation of the form $\tan \theta^\circ = c$ where c is given:

- find the principal angle
- use Equation 4 to find another angle for which $\tan \theta^\circ = c$
- add or subtract any multiple of 180.



Nugget

Remember that the graph of $y = \tan \theta^\circ$ has a period of 180° . In other words it repeats every 180° , so once you have the principal angle you can find all the other solutions by adding or subtracting multiples of 180° .

.....



Example 5.6

Solve the equation $\tan \theta^\circ = -0.6$ giving all solutions in the interval -180 to 180 correct to two decimal places.

For $\tan \theta^\circ = -0.6$, the principal angle is -30.96 .

Using Equation 4, the other angle in the required interval, -180 to 180 is $180 + (-30.96) = 149.04$.

Therefore the solutions, correct to two decimal places, are -30.96 and 149.04 . ■



Example 5.7

Find all the solutions of the equation $\tan \frac{3}{2} \theta^\circ = -1$ in the interval 0 to 360.

The equation $\tan \frac{3}{2} \theta^\circ = -1$ can be written in the form $\tan y^\circ = -1$, where $y = \frac{3}{2} \theta$. If θ lies in the interval 0 to 360, then y , which is $\frac{3}{2} \theta$, lies in the interval 0 to 540.

The principal angle for the solution of $\tan y^\circ = -1$ is $\tan^{-1}(-1) = -45$.

From Equation 4, 135 is also a solution of $\tan y^\circ = -1$.

Adding multiples of 180 shows that 315 and 495 are also solutions for y in the interval from 0 to 540.

Thus $y^\circ = \frac{3}{2}\theta^\circ = 135, 315, 495$

so $\theta^\circ = 90, 210, 330$. ■



Exercise 5.2

In questions 1 to 10, find all the solutions to the given equation in the interval 0 to 360 inclusive.

- 1 $\cos \theta^\circ = -\frac{1}{3}$
- 2 $\tan x^\circ = 2$
- 3 $\cos \alpha^\circ = \frac{3}{4}$
- 4 $\tan \beta^\circ = -0.5$
- 5 $\cos 2\theta^\circ = \frac{1}{2}$
- 6 $\tan 2\theta^\circ = 1$
- 7 $\cos \frac{1}{2}\theta^\circ = -0.2$
- 8 $\tan \frac{1}{3}x^\circ = 1.1$
- 9 $\cos 2\theta^\circ = -0.766$
- 10 $\tan 2x^\circ = -0.1$

In questions 11 to 16, find all the solutions to the given equation in the interval -180 to 180 inclusive.

- 11 $\cos 2x^\circ = -0.3$
- 12 $\tan 2x^\circ = -0.5$
- 13 $\sin 2\theta^\circ = 0.4$
- 14 $\cos \frac{2}{3}x^\circ = 0.5$
- 15 $\tan \frac{3}{2}x^\circ = 1$
- 16 $\sin \frac{2}{3}x^\circ = -0.5$
- 17 The height h in metres of water in a harbour above low tide is given by the equation $h = 14 - 10 \cos(30t)^\circ$ where t is measured in hours from midday.

A ship can enter the harbour when the water is greater than 20m. Between what times can the boat first enter the harbour?

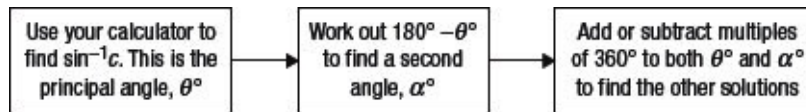


Key ideas

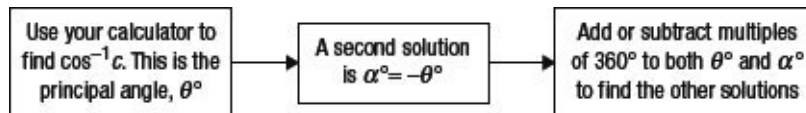
- The **principal angle** is the angle that your calculator gives you.

Function	Interval for principal angle
$\sin \theta^\circ$	$-90^\circ \leq \theta \leq 90^\circ$
$\cos \theta^\circ$	$0^\circ \leq \theta \leq 180^\circ$
$\tan \theta^\circ$	$-90^\circ < \theta < 90^\circ$

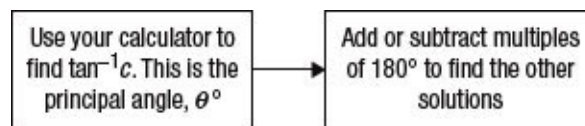
- To solve $\sin \theta^\circ = c$



- To solve $\cos \theta^\circ = c$



- To solve $\tan \theta^\circ = c$



- $\sin(90 - \theta)^\circ = \sin(90 + \theta)^\circ$
- $\sin \theta^\circ = \sin(180 - \theta)^\circ$
- $\cos(-\theta) = \cos \theta$

Note that the above equation is also true for angles measured in radians – see [Chapter 7](#).

- $\tan \theta^\circ = \tan(180 + \theta)^\circ$

The sine and cosine formulae

In this chapter you will learn:

- *how to solve problems in triangles which are not right-angled*
 - *how to use the sine and cosine formulae for a triangle, and how to find the area of a triangle*
 - *some applications of the sine and cosine formulae for a triangle.*
-

6.1 Notation

This chapter is about finding the lengths of sides and the magnitudes of angles of triangles that are not right-angled. It is useful to have some notation about sides and angles of triangles.

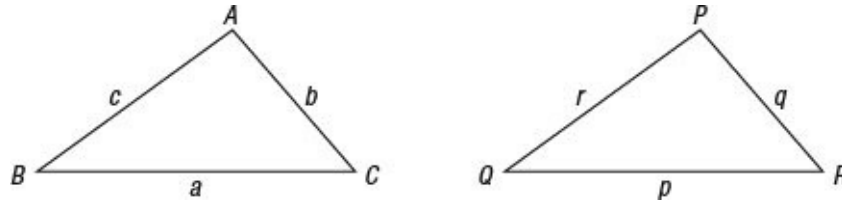


Figure 6.1

In the triangle ABC , the angles are called A , B and C ; the sides opposite these angles are given the corresponding lower-case letters, a , b and c . In the triangle PQR , the sides opposite the angles P , Q and R are p , q and r .

In this chapter, the angles will be measured in degrees: thus, in [Figure 6.1](#), $A = 95^\circ$ approximately.

The sides may be measured in any units you choose, provided they are all measured in the same units. In some of the diagrams that follow the units of length are omitted.

6.2 Area of a triangle

You are familiar with the formula

$$\frac{1}{2} \times \text{base} \times \text{height}$$

for the area of a triangle, whether it is acute-angled or obtuse-angled.

To find a formula for the area in terms of the sides and angles of a

triangle, you need to consider acute- and obtuse-angled triangles separately.

CASE 1 : ACUTE-ANGLED TRIANGLE

Figure 6.2 shows an acute-angled triangle with the perpendicular drawn from A onto BC . Let the length of this perpendicular be h .

Let the area of the triangle be Δ , so $\Delta = \frac{1}{2}ah$.

To find h you can use the left-hand right-angled triangle.

Thus,
$$\sin B^\circ = \frac{h}{c},$$
so
$$h = c \sin B^\circ.$$

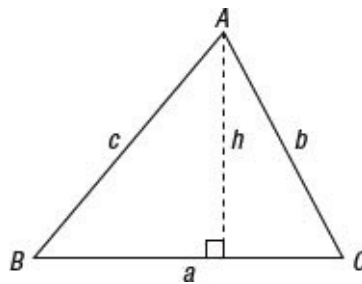


Figure 6.2

Therefore
$$\Delta = \frac{1}{2}ah = \frac{1}{2}ac \sin B^\circ. \quad \text{Equation 1}$$

Alternatively, you could find h from the other right-angled triangle,

$$\sin C^\circ = \frac{h}{b} \text{ so } h = b \sin C^\circ$$
so
$$\Delta = \frac{1}{2}ah = \frac{1}{2}ab \sin C^\circ. \quad \text{Equation 2}$$

So, using Equations 1 and 2 for the area of an acute-angled triangle,

$$\Delta = \frac{1}{2}ac \sin B^\circ = \frac{1}{2}ab \sin C^\circ. \quad \text{Equation 3}$$

Notice the symmetry of the two expressions in Equation 3. Each of the expressions $\frac{1}{2}ac \sin B^\circ$ and $\frac{1}{2}ab \sin C^\circ$ consists of $\frac{1}{2}$ the product of two sides multiplied by the sine of the angle between them. It follows from this symmetry that there is a third expression for the area of the triangle, namely $\frac{1}{2}bc \sin A^\circ$.

You could have derived this expression directly if in [Figure 6.2](#) you had drawn the perpendicular from B to AC , or from C to AB .

Thus for an acute-angled triangle,

$$\Delta = \frac{1}{2}bc \sin A^\circ = \frac{1}{2}ca \sin B^\circ = \frac{1}{2}ab \sin C^\circ$$

CASE 2: OBTUSE-ANGLED TRIANGLE

[Figure 6.3](#) shows a triangle, obtuse-angled at C , with the perpendicular drawn from A onto BC . Let the length of this perpendicular be h .

Let the area of the triangle be Δ , so $\Delta = \frac{1}{2}ah$.

To find h you can use the larger right-angled triangle.

Thus,
$$\sin B^\circ = \frac{h}{c},$$
 so
$$h = c \sin B^\circ.$$

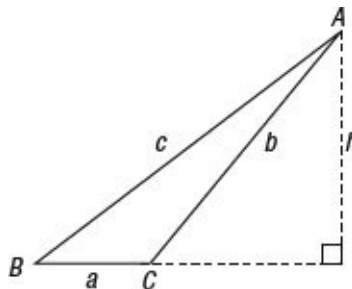


Figure 6.3

Therefore $\Delta = \frac{1}{2} ab = \frac{1}{2} ac \sin B^\circ$. Equation 4

Alternatively, you could find h from the other right-angled triangle,

$$\sin(180^\circ - C^\circ) = \frac{h}{b} \text{ so } h = b \sin(180^\circ - C^\circ)$$

so $\Delta = \frac{1}{2} ab = \frac{1}{2} ab \sin(180^\circ - C^\circ)$. Equation 5

Equation 5 looks quite different from Equation 4, but if you recall Equation 2 from [Chapter 5](#), you find

$$\sin C^\circ = \sin(180^\circ - C^\circ).$$

Therefore you can write Equation 5 as

$$\Delta = \frac{1}{2} ab \sin(180^\circ - C^\circ) = \frac{1}{2} ab \sin C^\circ.$$

Putting Equations 4 and 5 together,

$$\Delta = \frac{1}{2} ac \sin B^\circ = \frac{1}{2} ab \sin C^\circ. \quad \text{Equation 6}$$

Notice again the symmetry of the two expressions in Equation 6. Each of the expressions $\frac{1}{2} ac \sin B^\circ$ and $\frac{1}{2} ab \sin C^\circ$ consists of $\frac{1}{2}$ the product of two sides multiplied by the sine of the angle between them. It follows from this symmetry that there is a third expression for the area of the triangle, namely $\frac{1}{2} bc \sin A^\circ$.

Thus for an obtuse-angled triangle,

$$\Delta = \frac{1}{2} bc \sin A^\circ = \frac{1}{2} ca \sin B^\circ = \frac{1}{2} ab \sin C^\circ.$$

CASE 3: AREA OF ANY TRIANGLE

Thus, the area Δ of any triangle, acute-angled or obtuse-angled, is

$$\Delta = \frac{1}{2} bc \sin A^\circ = \frac{1}{2} ca \sin B^\circ = \frac{1}{2} ab \sin C^\circ. \quad \text{Equation 7}$$

If you think of this formula as

$$\text{Area} = \frac{1}{2} \times \text{product of sides} \times \text{sine of included angle}$$

then it is independent of the lettering of the particular triangle involved. The units of area will be dependent on the unit of length that is used.



Example 6.1

Find the area of the triangle with $a = 12$ cm, $b = 11$ cm and $C = 53^\circ$.

The area Δ cm² of the triangle is

$$\begin{aligned} \Delta &= \frac{1}{2} ab \sin C^\circ \\ &= \frac{1}{2} \times 12 \times 11 \times \sin 53^\circ \\ &= 52.71. \end{aligned}$$

The area of the triangle is 52.7 cm². ■

.....



Example 6.2

Find the area of the triangle with $b = 6$ cm, $c = 4$ cm and $A = 123^\circ$.

The area Δ cm² of the triangle is

$$\begin{aligned} \Delta &= \frac{1}{2} bc \sin A^\circ \\ &= \frac{1}{2} \times 6 \times 4 \times \sin 123^\circ \\ &= 10.06. \end{aligned}$$

The area of the triangle is 10.1 cm^2 . ■

6.3 The sine formula for a triangle

The formula for the area of a triangle,

$$\Delta = \frac{1}{2} bc \sin A^\circ = \frac{1}{2} ca \sin B^\circ = \frac{1}{2} ab \sin C^\circ$$

leads to a very important result.

Leave out the Δ , and multiply the resulting equation by 2, and you find

$$bc \sin A^\circ = ca \sin B^\circ = ab \sin C^\circ.$$

If you now divide by the product abc , you obtain

$$\frac{\sin A^\circ}{a} = \frac{\sin B^\circ}{b} = \frac{\sin C^\circ}{c}. \quad \text{Equation 8}$$

This formula is called **the sine formula for a triangle**, or more briefly, **the sine formula**.



Example 6.3

In triangle ABC in [Figure 6.4](#), angle $A = 40^\circ$, angle $B = 80^\circ$ and $b = 5 \text{ cm}$. Find the length of the side a .

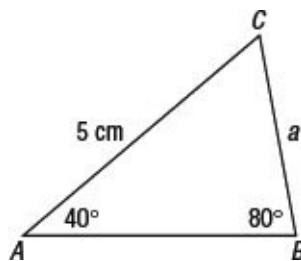


Figure 6.4

Using the sine formula,

$$\frac{\sin 40^\circ}{a} = \frac{\sin 80^\circ}{5},$$

so

$$a = \frac{5 \sin 40^\circ}{\sin 80^\circ} \\ = 3.26.$$

The length of side a is 3.26 cm, correct to three significant figures. ■



Nugget

When you use the sine formula to find a missing side you may find it easier to invert it and rewrite it as:

$$\frac{a}{\sin A^\circ} = \frac{b}{\sin B^\circ}$$

Sometimes you may need to attack a problem indirectly.



Example 6.4

In triangle ABC in [Figure 6.5](#), angle $C = 100^\circ$, $b = 4$ cm and $c = 5$ cm. Find the magnitude of the angle B .

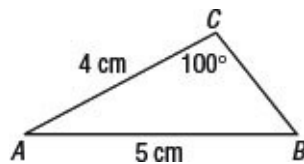


Figure 6.5

Using the sine formula

$$\frac{\sin B^\circ}{4} = \frac{\sin 100^\circ}{5}$$

so

$$\sin B^\circ = \frac{4 \sin 100^\circ}{5}.$$

This is an equation in $\sin B^\circ$; the principal angle is 51.98° .

The two angles between 0 and 180° satisfying this equation are 51.98° and 128.02° . However, as the angles of the triangle add up to 180° , and one of the angles is 100° , the other angles must be acute.

Therefore $B = 51.98^\circ$.

Angle B is 51.98° correct to two decimal places. ■

The situation that arose in [Example 6.4](#), where you needed to think carefully about the two angles that satisfy an equation of the form $\sin \theta^\circ = \dots$, occurs in other cases. You cannot always resolve which solution you need.

Example 6.5 shows an example of this kind.

6.4 The ambiguous case



Example 6.5

In a triangle ABC , angle $B = 40^\circ$, $a = 5$ cm and $b = 4$ cm. Find the angle A .

Using the sine formula,

$$\frac{\sin A^\circ}{5} = \frac{\sin 40^\circ}{4}$$

so

$$\sin A^\circ = \frac{5 \sin 40^\circ}{4}.$$

This is an equation in $\sin A^\circ$; the principal angle is 53.46° .

The two angles between 0 and 180° satisfying this equation are 53.46° and 126.54° . ■

This time, however, there is no reason to rule out the obtuse case, so there are two possible answers to the question.

Angle A is 53.46° or 126.54° correct to two decimal places.

Figure 6.6 shows what is happening.

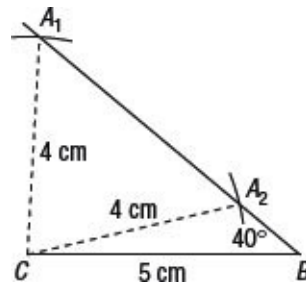


Figure 6.6

If you try to draw the triangle with the information given, you would draw the side a of length 5 cm, and draw the 40° angle at B . If you then draw a circle of radius 4 cm with its centre at C , you find that it cuts the line which you drew through B in two places, A_1 and A_2 .

One triangle is the acute-angled A_1BC , where angle $A_1 = 53.46^\circ$. The other triangle is the obtuse-angled triangle A_2BC where $A_2 = 126.54^\circ$.

This situation in which the triangle is not defined uniquely is called the **ambiguous case**. It shows that when you use the sine formula to find an angle, it is important to take account of both solutions of the equation $\sin \theta^\circ = \dots$



Nugget

You can check the ambiguous case by deciding whether $180^\circ - \theta^\circ$ is also a possible solution.



Exercise 6.1

In questions 1 to 5, find the unknown sides of the triangle ABC, and calculate the area of the triangle.

- 1 $A = 54^\circ$, $B = 67^\circ$ and $a = 13.9$ cm.
- 2 $A = 38.25^\circ$, $B = 29.63^\circ$ and $b = 16.2$ cm
- 3 $A = 70^\circ$, $C = 58.27^\circ$ and $b = 6$ mm
- 4 $A = 88^\circ$, $B = 36^\circ$ and $a = 9.5$ cm
- 5 $B = 75^\circ$, $C = 42^\circ$ and $b = 25.0$ cm

In questions 6 to 9, there may be more than one solution. Find all the solutions possible.

- 6 $b = 30.4$ cm, $c = 34.8$ cm, $B = 25^\circ$. Find C , A and a .
 - 7 $b = 70.25$ cm, $c = 85.3$ cm, $B = 40^\circ$. Find C , A and a .
 - 8 $a = 96$ cm, $c = 100$ cm, $C = 66^\circ$. Find A , B and b .
 - 9 $a = 91$ cm, $c = 78$ cm, $C = 29.45^\circ$. Find A , B and b .
-

6.5 The cosine formula for a triangle

The sine formula is easy to remember and easy to use, but it is no help if you know the lengths of two sides and the included angle and wish to find the length of the third side.

In [Figure 6.7](#), suppose that you know the lengths of the sides a and b , and the angle C between them, and that you wish to find the length of the side c .

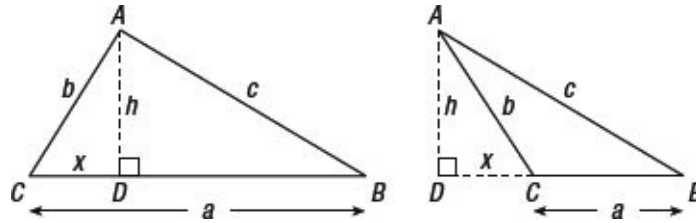


Figure 6.7

There are two cases to consider: when angle C is acute and when angle C is obtuse. In both cases, the perpendicular from A is drawn, meeting BC at D . The length of this perpendicular is h . Let the length CD be x .

CASE 1 : ACUTE-ANGLED TRIANGLE

Using Pythagoras's theorem in the triangle ACD ,

$$h^2 = b^2 - x^2.$$

Using Pythagoras's theorem in the triangle ABD ,

$$h^2 = c^2 - (a - x)^2.$$

Equating these expressions for h^2 gives

$$\begin{aligned} b^2 - x^2 &= c^2 - (a - x)^2, \\ \text{that is } b^2 - x^2 &= c^2 - a^2 + 2ax - x^2 \\ \text{or } c^2 &= a^2 + b^2 - 2ax. \end{aligned}$$

In triangle ACD , $x = b \cos C^\circ$, so the expression for c^2 becomes

$$c^2 = a^2 + b^2 - 2ab \cos C^\circ.$$

CASE 2: OBTUSE-ANGLED TRIANGLE

Using Pythagoras's theorem in the triangle ACD ,

$$h^2 = b^2 - x^2.$$

Using Pythagoras's theorem in the triangle ABD ,

$$b^2 = c^2 - (a + x)^2.$$

Equating these expressions for h^2 gives

$$\begin{aligned} b^2 - x^2 &= c^2 - (a + x)^2, \\ \text{that is} \quad b^2 - x^2 &= c^2 - a^2 + 2ax - x^2 \\ \text{or} \quad c^2 &= a^2 + b^2 + 2ax. \end{aligned}$$

In triangle ACD , $x = b \cos(180^\circ - C^\circ)$. However, from the graph of $y = \cos \theta^\circ$ in [Section 5.3](#), $\cos(180^\circ - C^\circ) = -\cos C^\circ$.

Thus when C° is obtuse, $x = -b \cos C^\circ$. The expression for c^2 therefore becomes

$$c^2 = a^2 + b^2 - 2ab \cos C^\circ.$$

This formula is called **the cosine formula for a triangle**, or more briefly, **the cosine formula**.

Notice that the formula $c^2 = a^2 + b^2 - 2ab \cos C^\circ$ is symmetrical in the letters a, b, c and A, B and C . There are two other formulae like it. These three formulae are

$$\left. \begin{aligned} a^2 &= b^2 + c^2 - 2bc \cos A^\circ \\ b^2 &= c^2 + a^2 - 2ca \cos B^\circ \\ c^2 &= a^2 + b^2 - 2ab \cos C^\circ \end{aligned} \right\} \quad \text{Equation 4}$$



Nugget

You can just learn the formula $a^2 = b^2 + c^2 - 2bc \cos A^\circ$. Just label the side you want to find as a and the angle opposite this side as A , and then call other two sides b and c (it doesn't matter which is which).



Example 6.6

In a triangle, $a = 4$ cm, $b = 7$ cm and angle $C = 73^\circ$. Find the length of the side c .

Using the cosine formula,

$$\begin{aligned} & c^2 = a^2 + b^2 - 2ab \cos C \\ \text{gives} & c^2 = 4^2 + 7^2 - 2 \times 4 \times 7 \cos 73^\circ \\ \text{and} & c = 6.97. \end{aligned}$$

The length of the side c is 6.97 cm approximately. ■

.....

You can also use the cosine formula to find an unknown angle if you know the lengths of the three sides.



Example 6.7

The three sides of a triangle have lengths 5 cm, 4 cm and 8 cm. Find the largest angle of the triangle.

The largest angle is the angle opposite the longest side. Using the cosine formula and calling the angle θ° , you find

$$\begin{aligned} 8^2 &= 5^2 + 4^2 - 2 \times 5 \times 4 \cos \theta^\circ \\ 64 &= 25 + 16 - 40 \cos \theta^\circ \\ \cos \theta^\circ &= -\frac{23}{40} \\ \theta^\circ &= 125.10. \end{aligned}$$

The largest angle of the triangle is 125.10° approximately. ■

.....

Notice that there is no ambiguity in using the cosine formula. If the angle is obtuse, the cosine will be negative.



Exercise 6.2

In questions 1 to 6, use the cosine formula to find the length of the remaining side.

- 1 $a = 17.1$ cm, $c = 28.8$ cm, $B = 108^\circ$
- 2 $a = 7.86$ cm, $b = 8.54$ cm, $C = 37.42^\circ$
- 3 $c = 17.5$ cm, $b = 60.2$ cm, $A = 63.67^\circ$
- 4 $a = 18.5$ cm, $b = 11.1$ cm, $C = 120^\circ$
- 5 $a = 4.31$ cm, $b = 3.87$ cm, $C = 29.23^\circ$
- 6 $a = 7.59$ cm, $c = 5.67$ cm, $B = 72.23^\circ$

In questions 7 to 10, find the angles of the triangle.

- 7 $a = 2$ cm, $b = 3$ cm, $c = 4$ cm
- 8 $a = 5.4$ cm, $b = 7.1$ cm, $c = 8.3$ cm
- 9 $a = 24$ cm, $b = 19$ cm, $c = 26$ cm
- 10 $a = 2.60$ cm, $b = 2.85$ cm, $c = 4.70$ cm
- 11 Find the largest angle of the triangle with sides 14 cm, 8.5 cm and 9 cm.
- 12 Find the smallest angle of the triangle with sides 6.4 cm, 5.7 cm and 8.2 cm.
- 13 Attempt to find the largest angle of a triangle with sides 5.8 cm, 8.3 cm and 14.1 cm. What happens and why?

In the remaining questions you may have to use either the sine formula or the cosine formula.

- 14 The shortest side of a triangle is 3.6 km long. Two of the angles are 37.25° and 48.4° . Find the length of the longest side.
- 15 The sides of a triangle are 123 m, 79 m and 97 m. Find its angles.
- 16 Given $b = 5.32$ cm, $c = 6.47$ cm, $A = 75.23^\circ$, find B , C and a .
- 17 In a triangle ABC find the angle ACB when $c = 9.2$ cm, $a = 5$ cm and $b = 11$

cm.

- 18 The length of the side BC of a triangle ABC is 14.5 m, angle $ABC = 71^\circ$, angle $BAC = 57^\circ$. Calculate the lengths of the sides AC and AB .
- 19 In a quadrilateral $ABCD$, $AB = 3$ m, $BC = 4$ m, $CD = 7.4$ m, $DA = 4.4$ m and the angle ABC is 90° . Determine the angle ADC .
- 20 Determine how many triangles exist with $a = 25$ cm, $b = 30$ cm, and $A = 50^\circ$ and find the remaining sides and angles.
- 21 The length of the longest side of a triangle is 162 m. Two of the angles are 37.25° and 48.4° . Find the length of the shortest side.
- 22 In a quadrilateral $ABCD$, $AB = 4.3$ m, $BC = 3.4$ m and $CD = 3.8$ m. Angle $ABC = 95^\circ$ and angle $BCD = 115^\circ$. Find the lengths of the diagonals.
- 23 From a point O on a straight line OX , lines OP and OQ of lengths 5 mm and 7 mm are drawn on the same side of OX so that angle $XOP = 32^\circ$ and angle $XOQ = 55^\circ$. Find the length of PQ .
- 24 Two hooks P and Q on a horizontal beam are 30 cm apart. From P and Q strings PR and QR , 18 cm and 16 cm long respectively, support a weight at R . Find the distance of R from the beam and the angles which PR and QR make with the beam.
- 25 In a triangle ABC , AB is 5 cm long, angle $BAC = 55^\circ$ and angle $ABC = 48^\circ$. Calculate the lengths of the sides AC and BC and the area of the triangle.
- 26 Two ships leave port at the same time. The first steams on a bearing 135° at 18 km h^{-1} and the second on a bearing 205° at 15 km h^{-1} . Calculate the time that will have elapsed when they are 86 km apart.
- 27 AB is a base line of length 3 km, and C, D are points such that angle $BAC = 32.25^\circ$, angle $ABC = 119.08^\circ$, $DBC = 60.17^\circ$, and angle $BCD = 78.75^\circ$. The points A and D are on the same side of BC . Find the length of CD .
- 28 $ABCD$ is a quadrilateral in which $AB = 0.38$ m, $BC = 0.69$ m, $AD = 0.42$ m, angle $ABC = 109^\circ$ and angle $BAD = 123^\circ$. Find the area of the quadrilateral.

- 29** A weight was hung from a horizontal beam by two chains 8 m and 9 m long respectively, the ends of the chains being fastened to the same point of the weight, their other ends being fastened to the beam at points 10 m apart. Determine the angles that the chains make with the beam.
-

6.6 Introduction to surveying

The remainder of this chapter contains some examples of practical uses of the sine and cosine rules in surveying. Formulae for these uses are not given, because there may be a temptation to learn them; their importance is simply that they use the sine and cosine rules.

6.7 Finding the height of a distant object

Three forms of this problem are considered.

1 THE POINT VERTICALLY BENEATH THE TOP OF THE OBJECT IS ACCESSIBLE

In [Figure 6.8](#), A is the top of a tall object whose height h is required, and B is at its foot, on the same horizontal level as O . As B is accessible, you can measure the horizontal distance OB . Call this distance d . By using a theodolite you can find θ , the angle of elevation of AB .

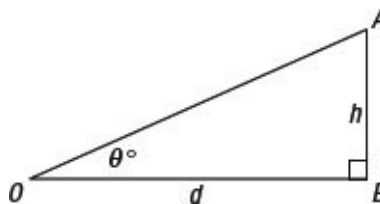


Figure 6.8



A theodolite is an instrument which is used in surveying to measure angles.

Then

$$\tan \theta^\circ = \frac{h}{d}$$

so

$$h = d \tan \theta^\circ.$$

2 THE POINT ON THE GROUND VERTICALLY BENEATH THE TOP OF THE OBJECT IS NOT ACCESSIBLE

In [Figure 6.9](#) AB is the height to be found and B is not accessible. To find AB you can proceed as follows.

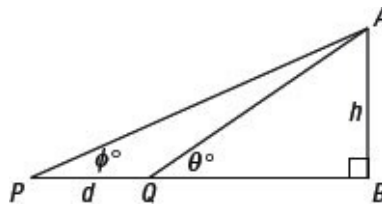


Figure 6.9

From a suitable point Q , use a theodolite to measure the angle θ° .

Then measure a distance PQ , call it d , so that B , P and Q are in a straight line.

Then measure the angle Φ° .

- In triangle APQ , you can calculate the length AQ .
- Then, in triangle AQB , you can calculate h .

3 BY MEASURING A HORIZONTAL DISTANCE IN ANY DIRECTION

It may not be easy to obtain a distance PQ as in the previous example, where B , P and Q are in a straight line.

You can then use the following method.

In [Figure 6.10](#) let AB be the height you need to find.

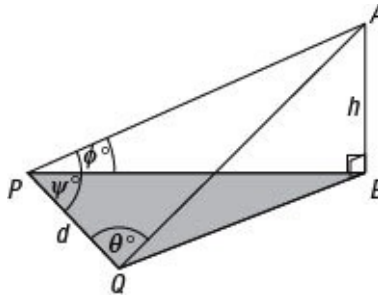


Figure 6.10

Take a point P on the same level as B , and measure a horizontal distance PQ in any suitable direction. Let this distance be d .

At P measure angle Φ° , the angle of elevation of A , and angle ψ .

At Q measure angle θ° .

- In triangle APQ you can use the sine formula to find AP .
- In triangle APB you can use the sine formula to calculate h .

You can also calculate the distances PB and QB if you need them.

6.8 Distance of an inaccessible object

Suppose you are at P and that at A there is an inaccessible object whose distance from P you need to find (see Figure 6.11).

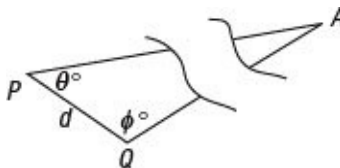


Figure 6.11

Measure a distance PQ , call it d , in a convenient direction, and angle θ° . Also measure angle Φ° .

In triangle APQ , you can use the sine formula to calculate AP .

6.9 Distance between two inaccessible but visible objects

Let A and B be two distant inaccessible objects at the same level (see Figure 6.12).

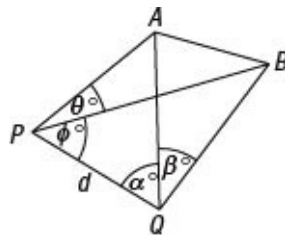


Figure 6.12

Measure the length d of a convenient base line PQ at the same level as A and B .

At P measure angles θ° and ϕ° , and at Q measure angles α° and β° .

In triangle APQ , you can use the sine formula to find AQ .

Similarly in triangle BPQ you can find QB .

Then in triangle AQB , you can use the cosine formula to find AB .

6.10 Triangulation

The methods employed in the last two examples are, in principle, those used in triangulation. This is the name given to the method used to survey a district, and to calculate its area. In practice, you need corrections to allow for sea level, and, over large areas, the curvature of the earth, but over small areas, the errors are small.

The method used is as follows.

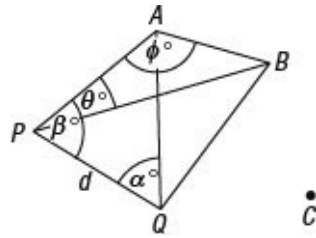


Figure 6.13

Mark out and measure the distance PQ (Figure 6.13), called a **base line**, very accurately on suitable ground. Then select a point A and measure angles α° and β° .

You can then calculate the length AP .

Next select another point B and measure the angles θ° and Φ° , and calculate the length AB .

You now have enough information to calculate the area of the quadrilateral $PQBA$.

By joining BQ and by measuring the angles which BP and BQ make with PQ , you can calculate the area of quadrilateral $PQBA$ in a different way as a check on your results.

You can now select a new point C and continue by using the same methods.

By repeating this process with other points, you can create a network of triangles to cover a whole district.

As all the measurements of distance are calculated from the original distance d , it is essential that you measure the base line with minute accuracy. Similarly you need to measure the angles extremely

accurately. You should build in checks at each stage, such as adding the angles of a triangle to see if their sum is 180° .

As a further check at the end of the work, or at any convenient stage, one of the lines whose length has been found by calculation, founded on previous calculations, can be used as a base line, and the whole survey worked backwards, finishing with the calculation of the original measured base line.



Example 6.8

Two points lie due west of a stationary balloon and are 1000 m apart. The angles of elevation of the balloon at the two points are 21.25° and 18° . Find the height of the balloon.

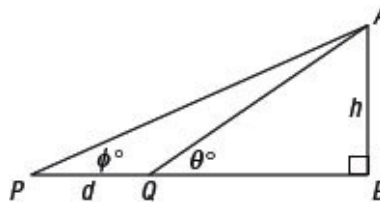


Figure 6.14

In Figure 6.14, let A be the position of the balloon, and let its height be h metres.

$\theta = 21.25^\circ$, $\phi = 18^\circ$ and $d = 1000$ m.

Then, in triangle APQ , the third angle is 3.25° .

In triangle APQ , using the sine formula,

$$\frac{\sin 18^\circ}{AQ} = \frac{\sin 3.25^\circ}{1000},$$

so

$$AQ = \frac{1000 \sin 18^\circ}{\sin 3.25^\circ}.$$

In triangle ABQ , $\sin 21.25^\circ = \frac{h}{AQ}$

so
$$h = AQ \sin 21.25^\circ = \frac{1000 \sin 18^\circ \sin 21.25^\circ}{\sin 3.25^\circ} = 1975.5\dots$$

The height of the balloon is approximately 1976m. ■



Example 6.9

A balloon is observed from two stations A and B at the same horizontal level, A being 1000 m north of B . At a given instant the bearing of the balloon from A is 033.2° and its angle of elevation is 53.42° , while from B its bearing is 021.45° . Calculate the height of the balloon.

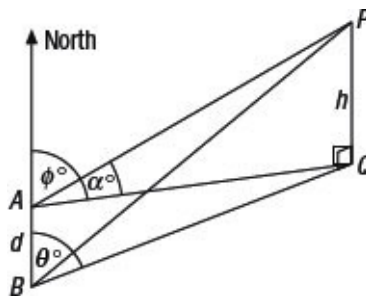


Figure 6.15

In [Figure 6.15](#), the balloon is at P , and Q is directly below P .

$\Phi = 33.2^\circ$, $\theta = 21.45^\circ$, $\alpha = 53.42^\circ$ and $d = 1000$ m.

Using the sine formula in triangle ABQ to find AQ , noting that angle $BQA = \Phi - \theta = 33.2^\circ - 21.45^\circ = 11.75^\circ$,

$$\frac{\sin 21.45^\circ}{AQ} = \frac{\sin 11.75^\circ}{1000},$$

so
$$AQ = \frac{1000 \sin 21.45^\circ}{\sin 11.75^\circ}.$$

In triangle APQ $\tan 53.42^\circ = \frac{h}{AQ}$

so
$$h = AQ \tan 53.42^\circ = \frac{1000 \sin 21.45^\circ \tan 53.42^\circ}{\sin 11.75^\circ} = 2419.7\dots$$

The height of the balloon is therefore 2420m approximately. ■



Example 6.10

A surveyor who wishes to find the width of a river measures along a level stretch on one bank a line AB , 150 m long.

From A the surveyor observes that a post P on the opposite bank is placed so that angle $PAB = 51.33^\circ$, and angle $PBA = 69.20^\circ$. What was the width of the river?

In [Figure 6.16](#), AB is the measured distance, 150 m. P is the post on the other side of the river. PQ , which is drawn perpendicular to AB , is the width w of the river. The angles α and β are 51.33° and 69.20° .

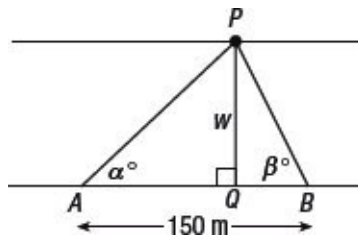


Figure 6.16

To find PQ , first calculate AP from triangle APB .

$$\text{Then} \quad \frac{\sin 69.20^\circ}{AP} = \frac{\sin(180 - 51.33 - 69.20)^\circ}{150}$$

$$\text{so} \quad AP = \frac{150 \sin 69.20^\circ}{\sin 59.47^\circ}$$

$$\text{Then} \quad \sin 51.33^\circ = \frac{w}{AP}$$

$$\text{so} \quad w = AP \sin 51.33^\circ = \frac{150 \sin 69.20^\circ \sin 51.33^\circ}{\sin 59.47^\circ} = 127.1\dots$$

Therefore the width of the river is 127m approximately. ■



Exercise 6.3

- 1 A surveyor, who measures the angle of elevation of a tree as 32° and then walks 8 m directly towards the tree, finds that the new angle of elevation is 43° . Calculate the height of the tree.
- 2 From a point Q on a horizontal plane, the angle of elevation of the top of a distant mountain is 22.3° . At a point P , 500 m further away in a direct horizontal line, the angle of elevation of the mountain is 16.6° . Find the height of the mountain.
- 3 Two people, 1.5 km apart, stand on opposite sides of a church steeple and in the same straight line with it. From one, the angle of elevation of the top of the tower is 15.5° and, from the other, 28.67° . Calculate the height of the steeple in metres.
- 4 A surveyor, who wishes to find the width of a river, stands on one bank of the river and measures the angle of elevation of a high building on the edge of the other bank and directly opposite as 31° . After walking 110 m away from the river in the straight line from the building the surveyor finds that the angle of elevation of the building is now 20.92° . Calculate the width of the river.
- 5 A and B are two points on opposite sides of swampy ground. From a point P outside the swamp, it is found that PA is 882m and PB is 1008m. The angle subtended at P by AB is 55.67° . Calculate the distance between A and B .
- 6 A and B are two points 1.8 km apart on a level piece of ground along the bank of a river. P is a post on the opposite bank. It is found that angle $PAB = 62^\circ$ and angle $PBA = 48^\circ$. Calculate the width of the river.
- 7 The angle of elevation of the top of a mountain from the bottom of a tower 180 m high is 26.42° . From the top of the tower the angle of elevation is 25.3° . Calculate the height of the mountain.
- 8 Two observers 5 km apart measure the bearing of the base of the balloon and the angle of elevation of the balloon at the same instant. One finds that the bearing is 041° , and the elevation is 24° . The other finds that the bearing is 032° , and the elevation is 26.62° . Calculate the height of the balloon.

- 9 Two landmarks A and B are observed from a point P to be in a line due east. From a point Q 4.5 km in a direction 060° from P , A is observed to be due south while B is on a bearing 128° . Find the distance between A and B .
- 10 At a point P in a straight road PQ , it is observed that two distant objects A and B are in a straight line making an angle of 35° at P with PQ . At a point C 2 km along the road from P it is observed that angle ACP is 50° and angle BCQ is 64° . Calculate the distance between A and B .
- 11 An object P is situated 345 m above a level plane. Two people, A and B , are standing on the plane, A in a direction south-west of P and B due south of P . The angles of elevation of P as observed at A and B are 34° and 26° respectively. Find the distance between A and B .
- 12 P and Q are points on a straight coast line, Q being 5.3 km east of P . A ship starting from P steams 4 km in a direction 024.5° . Calculate: (a) the distance the ship is now from the coastline; (b) the ship's bearing from Q ; (c) the distance of the ship from Q .
- 13 At a point A due south of a chimney stack, the angle of elevation of the stack is 55° . From B , due west of A , such that $AB = 100$ m, the elevation of the stack is 33° . Find the height of the stack and its horizontal distance from A .
- 14 AB is a base line 0.5 km long and B is due west of A . At B a point P has bearing 335.7° . The bearing of P from A is 314.25° . How far is P from A ?
- 15 A horizontal bridge over a river is 380 m long. From one end, A , it is observed that the angle of depression of an object, P , on the surface of the water vertically beneath the bridge, is 34° . From the other end, B , the angle of depression of the object is 62° . What is the height of the bridge above the water?
- 16 A straight line AB , 115 m long, lies in the same horizontal plane as the foot Q of a church tower PQ . The angle of elevation of the top of the tower at A is 35° . Angle QAB is 62° and angle QBA is 48° . What is the height of the tower?

- 17 A and B are two points 1500m apart on a road running due west. A soldier at A observes that the bearing of an enemy's battery is 295.8° , and at B, 301.5° . The range of the guns in the battery is 5 km. How far can the soldier go along the road from A before being within range and what length of the road is within range.



Key ideas

- See [Figure 6.1](#).

$$\text{Area of triangle} = \frac{1}{2} ab \sin C$$

or

$$\text{Area} = \frac{1}{2} \times \text{product of 2 sides} \times \text{sine of the angle between them.}$$

- The sine formula is:

$$\frac{\sin A}{a} = \frac{\sin B}{b} = \frac{\sin C}{c} \text{ which is the same as}$$

$$\frac{a}{\sin A} = \frac{b}{\sin B} = \frac{c}{\sin C}.$$

- When you use the sine rule to find an angle, θ° , always check whether $180^\circ - \theta^\circ$ is also a possible solution (the ambiguous case).
- The cosine formula is:

$$a^2 = b^2 + c^2 - 2bc \cos A$$

which can be written as $b^2 = c^2 + a^2 - 2ca \cos B$ and $c^2 = a^2 + b^2 - 2ab \cos C$.

- The sine and cosine rules are used in surveying. The main types of problem that can be solved using these formulae are:
 - » finding the height of a distant object
 - » finding the distance to an inaccessible object
 - » finding the distance between two visible inaccessible objects
 - » triangulation.

- When solving a problem, always draw a large and clearly labelled diagram. Some problems will need more than one stage in the working; think carefully about which angles and sides can be worked out using the given information and whether any of these can help you determine the distance or angle required.
-

In this chapter you will learn:

- *that you can measure an angle in radians as an alternative to degrees*
 - *the formulae for length of a circular arc and the area of a circular sector*
 - *how to convert from radians to degrees and vice versa.*
-

7.1 Introduction

Who decided that there should be 360 degrees in a full circle, and therefore 90 degrees in a right angle? It is not the answer to this question which is important – it was actually the Babylonians – it is the fact that the question exists at all. Someone, somewhere did make the decision that the unit for angle should be the degree as we now know it. However, it could just have equally been 80 divisions which make a right angle or 100 divisions. So it seems worth asking, is there a best unit for measuring angle? Or is there a better choice for this unit than the degree? It turns out that the answer is yes. A better unit is the radian.

7.2 Radians

A **radian** is the angle subtended at the centre of a circle by a circular arc equal in length to the radius (see [Figure 7.1](#)).

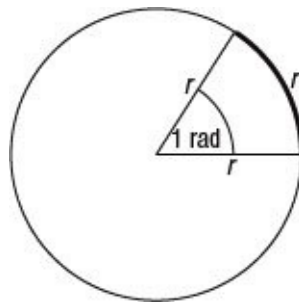


Figure 7.1

The angle of 1 radian is written as 1 rad, but if no units are given for angles you should assume that the unit is radians.

If you are using radians with a calculator, you will need to make sure that the calculator is in radian mode. If necessary, look up how to use radian mode in the manual.

7.3 Length of a circular arc

The right-hand diagram in Figure 7.2 shows a circle of radius r cm with an angle of θ rad at the centre. The left-hand diagram shows a circle with the same radius but with an angle of 1 rad at the centre.

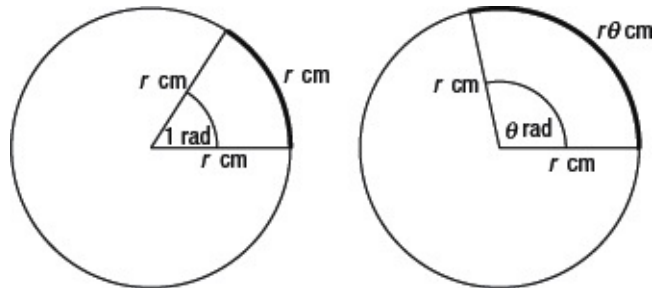


Figure 7.2

Look at the relationship between the left- and right-hand diagrams. As the angle at the centre of the circle in the left-hand diagram has been multiplied by a factor θ to get the right-hand diagram, so has the arc length. The new arc length is therefore $\theta \times$ the original arc length r cm and therefore $r\theta$ cm.

If you call the arc length s cm, then

$$s = r\theta. \quad \text{Equation 1}$$



Nugget

The equation $s = r\theta$ is only true when θ is in radians. Rearranging this equation gives $\theta = \frac{s}{r}$. As the units of length for s and r will cancel out in this equation when an angle is measured in radians it is a pure number and doesn't have any units. However, sometimes 'rads' or a superscript rads^c , is used to show that an angle is in radians.

.....



Example 7.1

O is the centre of a circle of radius 3 cm. The points A and B lie on its circumference and angle $AOB = 2$ rad. Find the length of the perimeter of the segment bounded by the arc AB and the chord AB .

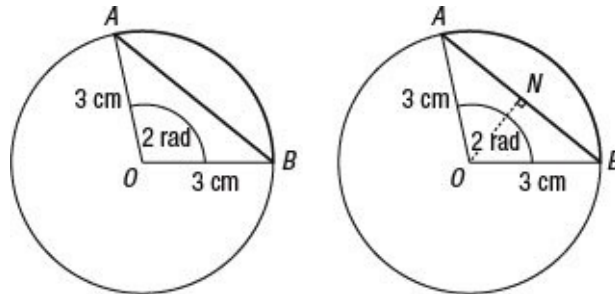


Figure 7.3

The left-hand diagram in [Figure 7.3](#) shows this situation. The perimeter must be found in two sections, the arc AB and the chord AB .

The length of the arc AB is given by using Equation 1,

$$\text{length of arc } AB = 3 \times 2 = 6 \text{ cm.}$$

To find the length of the chord AB , drop the perpendicular from O to AB meeting AB at N , shown in the right-hand part of [Figure 7.3](#).

Then
$$AB = 2AN = 2 \times [3 \sin 1] = 5.05.$$

The perimeter is then given by

$$\text{perimeter} = \text{arc } AB + AB = [6 + 5.05] \text{ cm} = 11.05 \text{ cm.} \blacksquare$$

7.4 Converting from radians to degrees

Consider the case when the arc of a circle of radius r cm is actually the complete circumference of the circle. In this case, the arc length is $2\pi r$ cm.

Suppose that the angle at the centre of this arc is θ rad. Then, using

Equation 1, the length of the arc is $r\theta$ cm.

Then it follows that $2\pi r = r\theta$, so that the angle at the centre is 2π rad.

But, as the angle at the centre of the circle is 360° ,

$$2\pi \text{ rad} = 360^\circ.$$

Therefore $\pi \text{ rad} = 180^\circ$.

This equation, $\pi \text{ rad} = 180^\circ$, is the one you should remember when you need to change from degrees to radians, and vice versa.

In many cases, when angles such as 45° and 60° are given in radians they are given as multiples of π . That is

$$\frac{1}{4}\pi \text{ rad} = 45^\circ \text{ and } \frac{1}{3}\pi \text{ rad} = 60^\circ.$$

You can also work out 1 radian in degrees from the equation $\pi \text{ rad} = 180^\circ$. You find that

$$1 \text{ rad} = 57.296^\circ.$$

This equation is very rarely used in practice. When you need to convert radians to degrees or vice versa, use the fact that $\pi \text{ rad} = 180^\circ$ and use either $\frac{180}{\theta}$ or $\frac{\pi}{180}$ as a conversion factor.

Thus, for example,

$$10^\circ = 10 \times \frac{\pi}{180} \text{ rad} = \frac{1}{18}\pi \text{ rad}.$$

7.5 Area of a circular sector

Figure 7.4 shows a shaded sector of a circle with radius r units and an angle at the centre of θ rad. Let the area of the shaded region be A units².

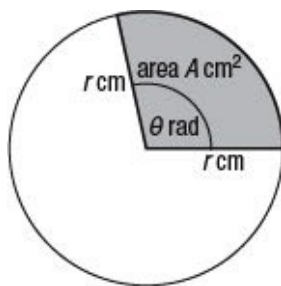


Figure 7.4

The area A units² is a fraction of the area of the whole circle. As the area of the whole circle is πr^2 units², and the angle at the centre is 2π rad, when the angle at the centre is θ rad, the shaded area is a fraction $\frac{\theta}{2\pi}$ of the total area of the circle.

Therefore the area, in units², of the shaded sector is

$$\frac{\theta}{2\pi} \times \pi r^2 = \frac{1}{2} r^2 \theta. \quad \text{Equation 2}$$



Nugget

If you wanted to work out the area of a quarter circle you would find

$$\frac{1}{4} \times \pi r^2 \text{ or } \frac{\pi}{2} \times \pi r^2.$$



Example 7.2

O is the centre of a circle of radius 3 cm. The points A and B lie on its circumference and angle $AOB = 2$ rad. Find the area of the segment bounded by the arc AB and the chord AB .

Figure 7.5 shows this situation. The area of the segment must be found by finding the area of the whole sector OAB , and then subtracting the area of the triangle OAB .

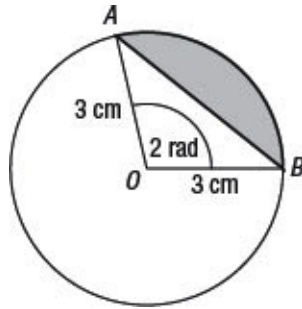


Figure 7.5

The area $A \text{ cm}^2$ of the sector OAB is given by using Equation 2,

$$A = \frac{1}{2} r^2 \theta = \frac{1}{2} \times 3^2 \times 2 = 9.$$

To find the area of triangle OAB , use the formula $\frac{1}{2} ab \sin C$, given on page 71.

Then

$$\text{area of triangle } OAB = \frac{1}{2} ab \sin C = \frac{1}{2} \times 3^2 \times \sin 2 = 4.092.$$

The area of the shaded segment is then given by

$$\begin{aligned} \text{area of segment} &= \text{area of sector } OAB - \text{area of triangle } OAB \\ &= (9 - 4.092) \text{ cm}^2 = 4.908 \text{ cm}^2. \blacksquare \end{aligned}$$



Exercise 7.1

In questions 1 to 6, write down the number of degrees in each of the angles that are given in radians.

1 $\frac{1}{3} \pi$

2 $\frac{1}{12} \pi$

3 $\frac{3}{2} \pi$

4 $\frac{2}{3} \pi$

5 $\frac{3}{4}\pi$

6 4π

In questions 7 to 12, find the values of the given ratios.

7 $\sin \frac{1}{5}\pi$

8 $\cos \frac{1}{8}\pi$

9 $\sin \frac{1}{10}\pi$

10 $\cos \frac{3}{8}\pi$

11 $\sin(\frac{1}{3}\pi + \frac{1}{4}\pi)$

12 $\sin \frac{1}{6}\pi$

13 Give the angle 0.234 rad in degrees correct to two decimal places.

In questions 14 to 17, express the following angles in radians, using fractions of π .

14 15°

15 72°

16 66°

17 105°

18 Find in radians the angle subtended at the centre of a circle of radius 2.4 cm by a circular arc of length 11.4 cm.

19 Find the length of the circular arc that subtends an angle of 0.31 rad at the centre of a circle of radius 3.6 cm.

20 Find the area of the circular sector that subtends an arc of 2.54 rad at the centre of a circle of radius 2.3 cm.

- 21 Find in radians the angle that a circular sector of area 20 cm^2 subtends at the centre of a circle of radius 5 cm .
- 22 A circular arc is 154 cm long and the radius of the arc is 252 cm . Find the angle subtended at the centre of the circle, in radians and degrees.
- 23 The angles of a triangle are in the ratio of $3 : 4 : 5$. Express them in radians.
- 24 A chord of length 8 cm divides a circle of radius 5 cm into two parts. Find the area of each part.
- 25 Two circles each of radius 4 cm overlap, and the length of their common chord is also 4 cm . Find the area of the overlapping region.
- 26 A new five-sided coin is to be made in the shape of [Figure 7.6](#).

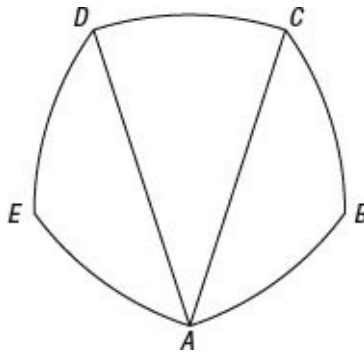


Figure 7.6

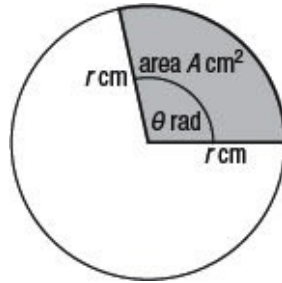
The point A on the circumference of the coin is the centre of the arc CD , which has a radius of 2 cm . Similarly B is the centre of the arc DE , and so on. Find the area of one face of the coin.



Key ideas

- A **radian** is the angle subtended at the centre of a circle by a circular arc equal in length to the radius.
- $s = r\theta$ where $s =$ arc length, $r =$ radius and θ is the angle in radians.

- π radians = 180° .
- To convert from degrees to radians, multiply by $\frac{\pi}{180^\circ}$.
- To convert from radians to degrees, multiply by $\frac{180^\circ}{\pi}$.
- The area of a sector is $A = \frac{1}{2}r^2\theta$.



Relations between the ratios

In this chapter you will learn:

- *some relations between the sine and cosine of an angle*
 - *the trigonometric form of Pythagoras's theorem*
 - *the meaning of secant, cosecant and cotangent.*
-

8.1 Introduction

In [Section 2.2](#) you saw that for any angle θ° :

$$\begin{aligned}\sin(90 - \theta)^\circ &= \cos \theta^\circ, \\ \cos(90 - \theta)^\circ &= \sin \theta^\circ, \\ \sin^2 \theta + \cos^2 \theta &= 1.\end{aligned}$$

The third of these relations is a form of Pythagoras's theorem, and it sometimes goes by that name.

In [Section 4.6](#) you saw that

$$\tan \theta = \frac{\sin \theta}{\cos \theta}.$$

In [Sections 5.2](#) to [5.4](#) you saw that

$$\begin{aligned}\sin \theta^\circ &= \sin(180 - \theta)^\circ, \\ \cos \theta^\circ &= \cos(-\theta)^\circ, \\ \tan \theta^\circ &= \tan(180 + \theta)^\circ.\end{aligned}$$

In this chapter, you will explore these and other relations, as well as meeting the new ratios secant, cosecant and cotangent.

You will also learn to solve a wider variety of trigonometric equations, using these rules to help.

Some of the relations given above hold whatever units are used for measuring angles. Examples are $\sin^2 \theta^\circ + \cos^2 \theta^\circ = 1$ and $\frac{\sin \theta}{\cos \theta} = \tan \theta$. When this is the case no units for angle are given.

However, for some of the relations the angles must be measured in degrees for the relation to be true. This is the case for $\sin(90 - \theta)^\circ =$

$\cos \theta^\circ$ and $\sin(180 - \theta)^\circ = \sin \theta^\circ$. In these cases, degree signs will be used.

8.2 Secant, cosecant and cotangent

The three relations secant, cosecant and cotangent, usually abbreviated to sec, cosec and cot, are defined by the rules

$$\begin{aligned}\sec \theta &= \frac{1}{\cos \theta}, \\ \operatorname{cosec} \theta &= \frac{1}{\sin \theta}, \\ \cot \theta &= \frac{1}{\tan \theta},\end{aligned}$$

provided $\cos \theta$, $\sin \theta$ and $\tan \theta$ are not zero.



Nugget

These are sometimes called reciprocal trigonometric functions. You can use the third letter of each function to help you remember them:

$$\underline{\sec} \theta = \frac{1}{\underline{\cos} \theta}, \underline{\operatorname{cosec}} \theta = \frac{1}{\underline{\sin} \theta}, \text{ and } \underline{\cot} \theta = \frac{1}{\underline{\tan} \theta}.$$

.....

In the early part of the twentieth century, tables were used to find values of the trigonometric ratios. There used to be tables for sec, cosec and cot, but these have now all but disappeared, and if you want their values from a calculator, you need to use the definitions above.

You can write Pythagoras's theorem, $\sin^2 \theta + \cos^2 \theta = 1$, in terms of these new ratios.

Divide every term of $\sin^2 \theta + \cos^2 \theta = 1$ by $\cos^2 \theta$ to obtain

$$\frac{\sin^2 \theta}{\cos^2 \theta} + \frac{\cos^2 \theta}{\cos^2 \theta} = \frac{1}{\cos^2 \theta},$$

which simplifies to $\tan^2 \theta + 1 = \sec^2 \theta$.

Similarly, by dividing $\sin^2 \theta + \cos^2 \theta = 1$ by $\sin^2 \theta$ you can show that

$$1 + \cot^2 \theta = \operatorname{cosec}^2 \theta.$$



Example 8.1

Let $\cos x = \frac{3}{5}$. Find the possible values of $\tan x$, $\sec x$ and $\operatorname{cosec} x$. Using Pythagoras's theorem, $\sin^2 x + \cos^2 x = 1$, the value of $\sin x$ is

$$\sin x = \pm \sqrt{1 - \left(\frac{3}{5}\right)^2} = \pm \frac{4}{5}.$$

Then, using $\tan x = \frac{\sin x}{\cos x}$,

$$\tan x = \frac{\sin x}{\cos x} = \frac{\pm \frac{4}{5}}{\frac{3}{5}} = \pm \frac{4}{3}.$$

$$\text{As } \sec x = \frac{1}{\cos x}, \sec x = \frac{1}{\frac{3}{5}} = \frac{5}{3}.$$

$$\text{As } \operatorname{cosec} x = \frac{1}{\sin x}, \operatorname{cosec} x = \frac{1}{\pm \frac{4}{5}} = \pm \frac{5}{4}.$$



Example 8.2

Solve the equation $3 \cos^2 \theta^\circ = 1 - 2 \sin \theta^\circ$ giving solutions in the interval -180 to 180 .

If you substitute $\cos^2 \theta^\circ = 1 - \sin^2 \theta^\circ$ you obtain an equation in which every term, except the constant, is a multiple of a power of $\sin \theta^\circ$, that is, a polynomial equation in $\sin \theta^\circ$. You can solve this by the usual methods.

Thus

$$\begin{aligned} 3 \cos^2 \theta^\circ &= 1 - 2 \sin \theta^\circ \\ 3(1 - \sin^2 \theta^\circ) &= 1 - 2 \sin \theta^\circ \\ 3 \sin^2 \theta^\circ - 2 \sin \theta^\circ - 2 &= 0. \end{aligned}$$

This is a quadratic equation in $\sin \theta$. Using the quadratic equation formula,

$$\sin \theta^\circ = \frac{2 \pm \sqrt{28}}{6},$$

so $\sin \theta^\circ = 1.215\dots$ or $\sin \theta^\circ = -0.5485\dots$

The first of these is impossible. The principal angle corresponding to the second is -33.27° .

Then $180^\circ - (-33.27^\circ) = 213.27^\circ$ is also a solution (see [Section 5.2](#)). But this is outside the required range, so subtract 360 to get

$$213.27 - 360 = -146.73.$$

Thus the solutions are -33.27 and -146.73 . ■

.....



Nugget

You may find solving the equation $3 \sin^2 \theta^\circ - 2 \sin \theta^\circ - 2 = 0$ easier if you let $y = \sin \theta$ and then solve $3y^2 - 2y - 2 = 0$. If you use this method don't forget to then solve $\sin \theta^\circ = 1.215\dots$ and $\sin \theta^\circ = -0.5485\dots$.

.....



Example 8.3

Solve the equation $\cos \theta^\circ = 1 + \sec \theta^\circ$ giving all the solutions in the interval from 0 to 360.

Notice that if you write $\sec \theta^\circ = \frac{1}{\cos \theta^\circ}$ all the terms in the equation will involve $\cos \theta^\circ$. Therefore

$$\begin{aligned}\cos \theta^\circ &= 1 + \frac{1}{\cos \theta^\circ} \\ \cos^2 \theta^\circ &= \cos \theta^\circ + 1 \\ \cos^2 \theta^\circ - \cos \theta^\circ - 1 &= 0 \\ \cos \theta^\circ &= \frac{1 \pm \sqrt{5}}{2} = 1.618\dots \text{ or } -0.618\dots\end{aligned}$$

The first of these solutions is impossible. The principal angle corresponding to the second is 128.17.

Then $360 - 128.17 = 231.83$ is also a solution (see [Section 5.4](#)). Thus the solutions are 128.17 and 231.83. ■



Example 8.4

Solve the equation $2 \sec \theta^\circ = 2 + \tan^2 \theta^\circ$ giving all the solutions in the interval from -180 to 180 .

If you use Pythagoras's theorem in the form $\tan^2 \theta^\circ = \sec^2 \theta^\circ - 1$ to substitute for $\tan^2 \theta^\circ$ all the terms in the equation will involve $\sec \theta^\circ$.

$$\begin{aligned} \text{Therefore} \quad 2 \sec \theta^\circ &= 2 + \tan^2 \theta^\circ \\ &= 2 + (\sec^2 \theta^\circ - 1) \end{aligned}$$

$$\begin{aligned} \sec^2 \theta^\circ - 2 \sec \theta^\circ + 1 &= 0 \\ (\sec \theta^\circ - 1)^2 &= 0 \\ \sec \theta^\circ &= 1. \end{aligned}$$

$$\text{Therefore} \quad \cos \theta^\circ = \frac{1}{\sec \theta^\circ} = 1$$

$$\text{so} \quad \theta = 0.$$

Thus the solution is 0. ■



Example 8.5

Solve the equation $\tan \theta = 2 \sin \theta$ giving all solutions between $-\pi$ and π inclusive.

It is often useful to write equations in terms of the sine and cosine functions, because there are so many more simplifying equations which you can use.

$$\begin{aligned} \text{So} \quad \tan \theta &= 2 \sin \theta \\ \frac{\sin \theta}{\cos \theta} &= 2 \sin \theta. \end{aligned}$$

Multiplying both sides of this equation by $\cos \theta$ gives

$$\sin\theta - 2\sin\theta\cos\theta = 0.$$

Factorizing,

$$\sin\theta(1 - 2\cos\theta) = 0$$

So

$$\sin\theta = 0 \text{ or } \cos\theta = \frac{1}{2}.$$

Using the methods of [Sections 5.2](#) and [5.3](#), solve these two equations for θ .

When $\sin\theta = 0$, $\theta = -\pi$ or 0 or π ; when $\cos\theta = \frac{1}{2}$, $\theta = -\frac{1}{3}\pi$ or $\frac{1}{3}\pi$.

Therefore $\theta = -\pi, -\frac{1}{3}\pi, 0, \frac{1}{3}\pi$ or π . ■



Nugget

The aim when solving a trigonometric equation is to rewrite it – using relationships such as $\sin^2\theta + \cos^2\theta = 1$ or $\tan\theta = \frac{\sin\theta}{\cos\theta}$ – into a simpler equation (often one that is just in terms of \sin , \cos or \tan) which you can solve directly.



Exercise 8.1

- 1 Find the value of $\cos\theta$ given that $\sin\theta = 0.8192$, and that θ is obtuse.
- 2 Find the possible values of $\tan\theta$ given that $\cos\theta = 0.3$.
- 3 Find the possible values of $\sec\theta$ when $\tan\theta = 0.4$.
- 4 The angle α is acute, and $\sec\alpha = k$. Find in terms of k the value of $\operatorname{cosec}\alpha$.
- 5 Let $\tan\theta^\circ = t$, where θ lies between 90 and 180 . Calculate, in terms of t , the values of $\sec\theta^\circ$, $\cos\theta^\circ$ and $\sin\theta^\circ$.
- 6 Let $\sec\theta = s$, where θ is acute. Find the values of $\cot\theta$ and $\sin\theta$ in terms of s .

In questions 7 to 15, solve the given equation for θ° , giving your answers in the interval from -180 to 180 .

7 $\cos^2\theta^\circ = \frac{1}{4}$

$$8 \quad 2 \sin \theta^\circ = \operatorname{cosec} \theta^\circ$$

$$9 \quad 2 \sin^2 \theta^\circ - \sin \theta^\circ = 0$$

$$10 \quad 2 \cos^2 \theta^\circ = 3 \sin \theta^\circ + 2$$

$$11 \quad \tan \theta^\circ = \cos \theta^\circ$$

$$12 \quad \sin \theta^\circ = 2 \cos \theta^\circ$$

$$13 \quad 2 \sec \theta^\circ = \operatorname{cosec} \theta^\circ$$

$$14 \quad 5(1 - \cos \theta^\circ) = 4 \sin^2 \theta^\circ$$

$$15 \quad 4 \sin \theta^\circ \cos \theta^\circ + 1 = 2(\sin \theta^\circ + \cos \theta^\circ)$$



Key ideas

- The relationships $\cos \theta = \cos(-\theta)$ and $\tan \theta = \frac{\sin \theta}{\cos \theta}$ are true for all angles in both radians and degrees.
- You can write Pythagoras's theorem as:

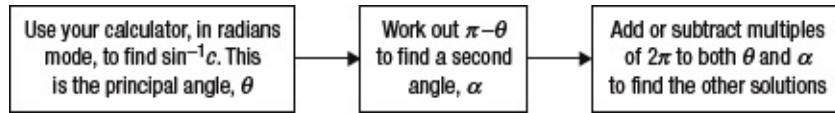
$$\begin{aligned}\sin^2 \theta + \cos^2 \theta &= 1 \\ \tan^2 \theta + 1 &= \sec^2 \theta \\ 1 + \cot^2 \theta &= \operatorname{cosec}^2 \theta\end{aligned}$$

These relationships are true for all angles in both radians and degrees.

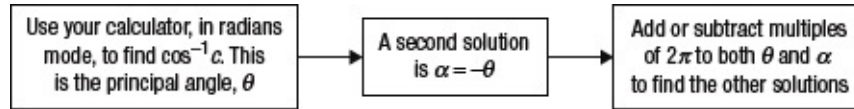
- $\sec \theta = \frac{1}{\cos \theta}$ provided $\cos \theta \neq 0$
- $\operatorname{cosec} \theta = \frac{1}{\sin \theta}$ provided $\sin \theta \neq 0$
- $\cot \theta = \frac{1}{\tan \theta}$ provided $\tan \theta \neq 0$

These relationships are true for all angles in both radians and degrees.

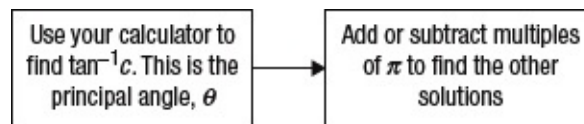
- To solve $\sin \theta = c$ for θ in radians:



- To solve $\cos \theta = c$ for θ in radians:



- To solve $\tan \theta = c$:



Ratios and compound angles

In this chapter you will learn:

- *how to find the values of $\sin(A + B)$, $\cos(A + B)$ and $\tan(A + B)$ knowing the values of the sine, cosine and tangent of A and B*
 - *how to modify these formulae for $\sin(A - B)$, $\cos(A - B)$ and $\tan(A - B)$*
 - *how to find the values of $\sin 2A$, $\cos 2A$ and $\tan 2A$ knowing the values of the sine, cosine and tangent of A .*
-

9.1 Compound angles

A compound angle is an angle of the form $A + B$ or $A - B$. This chapter is about finding the sine, cosine and tangent of $A + B$ or $A - B$ in terms of the sine, cosine and tangent, as appropriate, of the individual angles A and B .

Notice immediately that $\sin(A + B)$ is not equal to $\sin A + \sin B$. You can try this for various angles, but if it were true, then

$$\begin{aligned}\sin 180^\circ &= \sin 90^\circ + \sin 90^\circ \\ &= 1 + 1 = 2,\end{aligned}$$

which is clearly false.

It is difficult to give general proofs of formulae for $\sin(A + B)$ and $\cos(A + B)$, and this is not attempted in this book. Proofs that apply only to angles in a restricted range are given. The formulae obtained will then be assumed to be true for all angles.

9.2 Formulae for $\sin(A + B)$ and $\sin(A - B)$

Suppose that angles A and B are both between 0 and 90° . In [Figure 9.1](#), the angles A and B are drawn at the point Q , and the line QN is drawn of length h . PR is perpendicular to QN , and meets QP and QR at P and R respectively.

Let the lengths of PQ , QR , PN and NR be r , p , x and y respectively, as shown in the diagram.

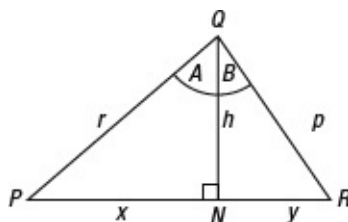


Figure 9.1

The strategy for deriving the formula for $\sin(A + B)$ is to say that the area of triangle PQR is the sum of the areas of triangles PQN and RQN .

As the formula for the area of a triangle is $\frac{1}{2} ab \sin C$, the area of triangle PQR is $\frac{1}{2} rp \sin(A + B)$ and of triangles PQN and RQN are $\frac{1}{2} rh \sin A$ and $\frac{1}{2} ph \sin B$ respectively.

Then area of triangle $PQR =$ area of triangle $PQN +$ area of triangle RQN so

$$\frac{1}{2} rp \sin(A + B) = \frac{1}{2} rh \sin A + \frac{1}{2} ph \sin B.$$

Then, multiplying both sides of the equation by 2, and dividing both sides by rp gives

$$\sin(A + B) = \frac{h}{p} \sin A + \frac{h}{r} \sin B.$$

Noticing that $\frac{h}{p} = \cos B$ and $\frac{h}{r} = \cos A$ the formula becomes

$$\sin(A + B) = \cos B \times \sin A + \cos A \times \sin B.$$

This equation is usually written as

$$\sin(A + B) = \sin A \cos B + \cos A \sin B. \quad \text{Equation 1}$$

Although Equation 1 has been proved only for angles A and B , which are acute, the result is actually true for all angles A and B , positive and negative. From now on you may assume this result.

You can use a similar method based on the difference of two areas to derive a formula for $\sin(A - B)$ from [Figure 9.2](#). (You are asked to

derive this formula in [Exercise 9.1](#), question 15.)

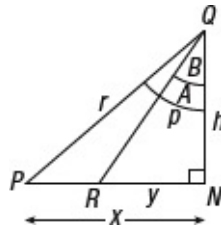


Figure 9.2

You would then get the formula

$$\sin(A - B) = \sin A \cos B - \cos A \sin B. \quad \text{Equation 2}$$



Nugget

You can use these formulae to work out the exact value of some other angles. For example, you can find $\sin 75^\circ$ exactly by writing it as $\sin (45^\circ + 30^\circ) = \sin 45^\circ \cos 30^\circ + \cos 45^\circ \sin 30^\circ$.

9.3 Formulae for $\cos(A + B)$ and $\cos(A - B)$

Suppose that angles A and B are both between 0 and 90° . In [Figure 9.3](#), which is the same as [Figure 9.1](#), the angles A and B are drawn at the point Q , and the line QN is drawn of length h . PR is perpendicular to QN , and meets QP and QR at P and R respectively.

Let the lengths of PQ , QR , PN and NR be r , p , x and y respectively, as shown in the diagram.

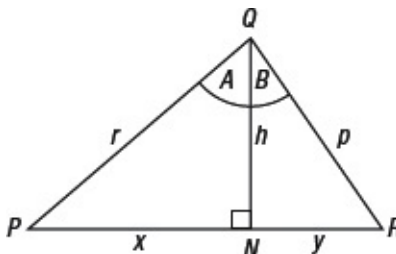


Figure 9.3

The strategy in this case is to use the cosine formula to derive an expression for $\cos(A + B)$.

In triangle PQR

$$(x + y)^2 = r^2 + p^2 - 2rp \cos(A + B),$$

so simplifying, and using Pythagoras's theorem,

$$\begin{aligned} 2rp \cos(A + B) &= r^2 + p^2 - (x + y)^2 \\ &= r^2 + p^2 - x^2 - 2xy - y^2 \\ &= (r^2 - x^2) + (p^2 - y^2) - 2xy \\ &= h^2 + h^2 - 2xy = 2h^2 - 2xy. \end{aligned}$$

After dividing both sides by $2rp$ you obtain

$$\cos(A + B) = \frac{h^2}{rp} - \frac{xy}{rp}.$$

Noticing that $\frac{h}{r} = \cos A$, $\frac{h}{p} = \cos B$, $\frac{x}{r} = \sin A$ and $\frac{y}{p} = \sin B$, the formula becomes

$$\cos(A + B) = \cos A \cos B - \sin A \sin B. \quad \text{Equation 3}$$

You can use a similar method based on [Figure 9.2](#) to derive a formula for $\cos(A - B)$. (You are asked to derive this formula in [Exercise 9.1](#), question 16.)

You would then get the formula

$$\cos(A - B) = \cos A \cos B + \sin A \sin B. \quad \text{Equation 4}$$

9.4 Formulae for $\tan(A + B)$ and $\tan(A - B)$

You can use Equations 1 and 3 to derive a formula for $\tan(A + B)$, starting from the formula

$$\tan \theta = \frac{\sin \theta}{\cos \theta}.$$

Then

$$\begin{aligned} \tan(A + B) &= \frac{\sin(A + B)}{\cos(A + B)} \\ &= \frac{\sin A \cos B + \cos A \sin B}{\cos A \cos B - \sin A \sin B}. \end{aligned}$$

Now divide the numerator and denominator of this fraction by $\cos A \cos B$. Then

$$\begin{aligned} \tan(A + B) &= \frac{\sin A \cos B + \cos A \sin B}{\cos A \cos B - \sin A \sin B} \\ &= \frac{\frac{\sin A \cos B}{\cos A \cos B} + \frac{\cos A \sin B}{\cos A \cos B}}{\frac{\cos A \cos B}{\cos A \cos B} - \frac{\sin A \sin B}{\cos A \cos B}} \\ &= \frac{\tan A + \tan B}{1 - \tan A \tan B}. \end{aligned}$$

Therefore $\tan(A + B) = \frac{\tan A + \tan B}{1 - \tan A \tan B}$. Equation 5

As with the formulae for $\sin(A - B)$ and $\cos(A - B)$, you can use a similar method to derive a formula for $\tan(A - B)$. (You are asked to derive this formula in [Exercise 9.1](#), question 17.)

You would then get the formula

$$\tan(A - B) = \frac{\tan A - \tan B}{1 + \tan A \tan B}. \quad \text{Equation 6}$$

9.5 Worked examples



Example 9.1

Using the values of the sines and cosines of 30° and 45° in [Section 2.4](#), find the exact values of $\sin 75^\circ$ and $\cos 15^\circ$.

Using $\sin(A+B) = \sin A \cos B + \cos A \sin B$
 and substituting $A = 45^\circ$ and $B = 30^\circ$,
 you find $\sin 75^\circ = \sin 45^\circ \cos 30^\circ + \cos 45^\circ \sin 30^\circ$

$$= \frac{\sqrt{2}}{2} \times \frac{\sqrt{3}}{2} + \frac{\sqrt{2}}{2} \times \frac{1}{2}$$

$$= \frac{\sqrt{6} + \sqrt{2}}{4}.$$

To find $\cos 15^\circ$, you could either note that $\cos \theta^\circ = \sin(90 - \theta)^\circ$, and therefore $\cos 15^\circ = \sin 75^\circ$, or you could say that

$$\begin{aligned} \cos 15^\circ &= \cos[45^\circ - 30^\circ] \\ &= \cos 45^\circ \cos 30^\circ + \sin 45^\circ \sin 30^\circ \\ &= \frac{\sqrt{2}}{2} \times \frac{\sqrt{3}}{2} + \frac{\sqrt{2}}{2} \times \frac{1}{2} \\ &= \frac{\sqrt{6} + \sqrt{2}}{4}. \blacksquare \end{aligned}$$



Example 9.2

Let the angles α and β be acute, such that $\cos \alpha = 0.6$ and $\cos \beta = 0.8$. Calculate the exact values of $\sin(\alpha + \beta)$ and $\cos(\alpha + \beta)$.

First you need the values of $\sin \alpha$ and $\sin \beta$. You can do this by using Pythagoras's theorem in the form

$$\begin{aligned} \sin^2 \alpha + \cos^2 \alpha &= 1. \\ \text{Then } \sin^2 \alpha &= 1 - \cos^2 \alpha \\ &= 1 - 0.36 = 0.64. \end{aligned}$$

As α is acute, $\sin \alpha$ is positive, so $\sin \alpha = 0.8$.

Similarly, as β is acute,

$$\begin{aligned} \sin \beta &= \sqrt{1 - \cos^2 \beta} \\ &= \sqrt{1 - 0.64} = \sqrt{0.36} \\ &= 0.6. \end{aligned}$$

Then, using the formula $\sin(A + B) = \sin A \cos B + \cos A \sin B$,

$$\begin{aligned}\sin(\alpha + \beta) &= 0.8 \times 0.8 + 0.6 \times 0.6 \\ &= 0.64 + 0.36 \\ &= 1.\end{aligned}$$

Similarly $\cos(\alpha + \beta) = \cos\alpha \cos\beta - \sin\alpha \sin\beta$

$$\begin{aligned}&= 0.6 \times 0.8 - 0.8 \times 0.6 \\ &= 0.48 - 0.48 \\ &= 0.\end{aligned}$$

So $\sin(\alpha + \beta) = 1$ and $\cos(\alpha + \beta) = 0$. ■



Example 9.3

Use the formula for $\cos(A - B)$ to show that $\cos(270 - \theta)^\circ = -\sin \theta^\circ$.

Put $A = 270$ and $B = \theta$.

Then $\cos(270 - \theta)^\circ = \cos 270^\circ \cos \theta^\circ + \sin 270^\circ \sin \theta^\circ$

$$\begin{aligned}&= 0 \times \cos \theta^\circ + (-1) \times \sin \theta^\circ \\ &= -\sin \theta^\circ. \blacksquare\end{aligned}$$



Exercise 9.1

- 1 If $\cos A = 0.2$ and $\cos B = 0.5$, and angles A and B are acute, find the values of $\sin(A + B)$ and $\cos(A + B)$.
- 2 Use the exact values of sine and cosine of 30° and 45° to find the exact values of $\sin 15^\circ$ and $\cos 75^\circ$.
- 3 Use the formula for $\sin(A - B)$ to show that

$$\sin(90 - \theta)^\circ = \cos \theta^\circ.$$

- 4 Calculate the value of $\sin(A - B)$ when $\cos A = 0.309$ and $\sin B = 0.23$, given that angle A is acute and angle B is obtuse.

- 5 Let $\sin A = 0.71$ and $\cos B = 0.32$ where neither A nor B is a first quadrant angle. Find $\sin(A + B)$ and $\tan(A + B)$.
- 6 Use the formula for $\tan(A + B)$ to find the exact value, in terms of $\sqrt{2}$ and $\sqrt{3}$, of $\tan 75^\circ$.
- 7 Find $\tan(A + B)$ and $\tan(A - B)$ given that $\tan A = 1.2$ and $\tan B = 0.4$.
- 8 By using the formula for $\tan(A - B)$, prove that

$$\tan(180 - \theta)^\circ = -\tan \theta^\circ.$$

- 9 Find the value of $\sin 52^\circ \cos 18^\circ - \cos 52^\circ \sin 18^\circ$.
- 10 Find the value of $\cos 73^\circ \cos 12^\circ + \sin 73^\circ \sin 12^\circ$.
- 11 Find the value of $\frac{\tan 52^\circ + \tan 16^\circ}{1 - \tan 52^\circ \tan 16^\circ}$.
- 12 Find the value of $\frac{\tan 64^\circ - \tan 25^\circ}{1 + \tan 64^\circ \tan 25^\circ}$.
- 13 Prove that $\sin(\theta + 45)^\circ = \frac{1}{\sqrt{2}} (\sin \theta^\circ + \cos \theta^\circ)$.
- 14 Prove that $\tan(\theta + 45)^\circ = \frac{1 + \tan \theta^\circ}{1 - \tan \theta^\circ}$.
- 15 Use the method of [Section 9.2](#) to prove that

$$\sin(A - B) = \sin A \cos B - \cos A \sin B.$$

- 16 Use the method of [Section 9.3](#) to prove that

$$\cos(A - B) = \cos A \cos B + \sin A \sin B.$$

- 17 Use the method of [Section 9.4](#) to prove that

$$\tan(A - B) = \frac{\tan A - \tan B}{1 + \tan A \tan B}.$$



9.6 Multiple angle formulae

From Equations 1, 3 and 5 you can deduce other important formulae.

In the formula $\sin(A + B) = \sin A \cos B + \cos A \sin B$ put $B = A$.

Then $\sin(A + A) = \sin A \cos A + \cos A \sin A$

so $\sin 2A = 2 \sin A \cos A$ Equation 7

You may sometimes need to use this formula with $2A$ replaced by θ .

Then you obtain

$$\sin \theta = 2 \sin \frac{1}{2} \theta \cos \frac{1}{2} \theta. \quad \text{Equation 8}$$

Equations 7 and 8 are really the same formula. Use whichever form is more convenient for the problem in hand.



Nugget

Equation 7 is sometimes called a double-angle formula and Equation 8 is a half-angle formula. Both equations are so easily derived from Equation 1 that you may find it easier to derive them than learn them.

.....

Again, if you put $B = A$ in the formula

$$\cos(A + B) = \cos A \cos B - \sin A \sin B,$$

you get $\cos(A + A) = \cos A \cos A - \sin A \sin A,$

which simplifies to

$$\cos 2A = \cos^2 A - \sin^2 A \quad \text{Equation 9}$$

Note the way of writing $\cos A \times \cos A$ or $(\cos A)^2$ as $\cos^2 A$. This is used for positive powers, but is not usually used for writing powers such as $(\cos A)^{-1}$ because the notation $\cos^{-1} x$ is reserved for the angle

whose cosine is x .

You can put Equation 9 into other forms using Pythagoras's theorem, $\sin^2 A + \cos^2 A = 1$. Writing $\sin^2 A = 1 - \cos^2 A$ in Equation 9 you obtain

$$\begin{aligned}\cos 2A &= \cos^2 A - \sin^2 A \\ &= \cos^2 A - (1 - \cos^2 A) \\ &= 2\cos^2 A - 1\end{aligned}\tag{Equation 10}$$

On the other hand, if you put $\cos^2 A = 1 - \sin^2 A$ in Equation 9 you get

$$\begin{aligned}\cos 2A &= \cos^2 A - \sin^2 A \\ &= (1 - \sin^2 A) - \sin^2 A \\ &= 1 - 2\sin^2 A\end{aligned}$$

so $\cos 2A = 1 - 2\sin^2 A$ Equation 11

You can also write Equations 10 and 11 in the forms

$$1 + \cos 2A = 2 \cos^2 A \tag{Equation 12}$$

and $1 - \cos 2A = 2\sin^2 A$. Equation 13

If you write Equations 9, 10 and 11 in half-angle form, you get

$$\cos \theta = \cos^2 \frac{1}{2}\theta - \sin^2 \frac{1}{2}\theta, \tag{Equation 14}$$

$$\cos \theta = 2 \cos^2 \frac{1}{2}\theta - 1, \tag{Equation 15}$$

and $\cos \theta = 1 - 2 \sin^2 \frac{1}{2}\theta$. Equation 16

If you put $B = A$ in the formula

$$\tan(A+B) = \frac{\tan A + \tan B}{1 - \tan A \tan B},$$

you obtain
$$\tan 2A = \frac{\tan A + \tan A}{1 - \tan A \tan A}$$

$$= \frac{2 \tan A}{1 - \tan^2 A}$$

so
$$\tan 2A = \frac{2 \tan A}{1 - \tan^2 A}. \quad \text{Equation 17}$$

In half-angle form, this is

$$\tan \theta = \frac{2 \tan \frac{1}{2} \theta}{1 - \tan^2 \frac{1}{2} \theta}. \quad \text{Equation 18}$$



Exercise 9.2

- 1 Given that $\sin A = \frac{3}{5}$, and that A is acute, find the values of $\sin 2A$, $\cos 2A$ and $\tan 2A$.
- 2 Given that $\sin A = \frac{3}{5}$, and that A is obtuse, find the values of $\sin 2A$, $\cos 2A$ and $\tan 2A$.
- 3 Find $\sin 2\theta$, $\cos 2\theta$ and $\tan 2\theta$ when $\sin \theta = 0.25$ and θ is acute.
- 4 Given the values of $\sin 45^\circ$ and $\cos 45^\circ$, use the formulae of the previous sections to calculate $\sin 90^\circ$ and $\cos 90^\circ$.
- 5 Given that $\cos B = 0.66$, and that B is acute, find the values of $\sin 2B$ and $\cos 2B$.
- 6 Given that $\cos B = 0.66$, and that B is not acute, find the values of $\sin 2B$ and $\cos 2B$.
- 7 Find the values of $2 \sin 36^\circ \cos 36^\circ$ and $2 \cos^2 36^\circ - 1$.
- 8 Given that $\cos 2A = \frac{3}{5}$, find the two possible values of $\tan A$.
- 9 Prove that $\sin \frac{1}{2} \theta = \pm \sqrt{\frac{1 - \cos \theta}{2}}$ and $\cos \frac{1}{2} \theta = \pm \sqrt{\frac{1 + \cos \theta}{2}}$.

10 Given that $\cos \theta = \frac{1}{2}$, find $\sin \frac{1}{2}\theta$ and $\cos \frac{1}{2}\theta$.

11 Given that $\cos 2\theta = 0.28$, find $\sin \theta$.

12 Find the value of $\sqrt{\frac{1 - \cos 40^\circ}{1 + \cos 40^\circ}}$.

9.7 Identities

It is often extremely useful to be able to simplify a trigonometric expression, or to be able to prove that two expressions are equal for all possible values of the angle or angles involved.

An equation that is true for all possible values of the angle or angles is called an **identity**.

For example, $\sin(A - B) = \sin A \cos B - \cos A \sin B$ is an example of an identity, as are all the formulae given in Equations 1 to 18. So also is $1 + \sin \theta = (\sin \frac{1}{2}\theta + \cos \frac{1}{2}\theta)^2$ but the latter needs to be proved to be an identity.

To prove that a trigonometric equation is an identity, you can choose one of two possible methods.

Method 1 Start with the side of the identity you believe to be the more complicated, and manipulate it, using various formulae including those in Equations 1 to 18, until you arrive at the other side.

Method 2 If you do not see how to proceed with Method 1, then it may help to take the right-hand side from the left-hand side and to prove that the result is zero.



Example 9.4

Prove the identity $1 + \sin \theta = (\sin \frac{1}{2}\theta + \cos \frac{1}{2}\theta)^2$.

The more complicated side is the right-hand side, so the strategy will be to use Method 1 and to prove that this is equal to the left-hand side.

In the work which follows, LHS will be used to denote the left-hand side of an equation and RHS the right-hand side.

$$\begin{aligned} \text{RHS} &= \sin^2 \frac{1}{2}\theta + 2 \sin \frac{1}{2}\theta \cos \frac{1}{2}\theta + \cos^2 \frac{1}{2}\theta \\ &= (\sin^2 \frac{1}{2}\theta + \cos^2 \frac{1}{2}\theta) + 2 \sin \frac{1}{2}\theta \cos \frac{1}{2}\theta \end{aligned}$$

Now use Pythagoras's theorem, and Equation 8. Then

$$\begin{aligned} \text{RHS} &= 1 + 2 \sin \frac{1}{2}\theta \cos \frac{1}{2}\theta \\ &= 1 + \sin\theta = \text{LHS}. \end{aligned}$$

As $\text{RHS} = \text{LHS}$, the identity is true. ■



Example 9.5

Prove the identity $\frac{\sin A}{1 - \cos A} = \frac{1 + \cos A}{\sin A}$.

It is not clear which side is the more complicated, so use Method 2. The advantage with Method 2 is that there is then an obvious way to proceed, that is change the resulting expression for $\text{LHS} - \text{RHS}$ into a single fraction.

$$\begin{aligned} \text{LHS} - \text{RHS} &= \frac{\sin A}{1 - \cos A} - \frac{1 + \cos A}{\sin A} \\ &= \frac{\sin^2 A - (1 - \cos A)(1 + \cos A)}{\sin A(1 - \cos A)} \\ &= \frac{\sin^2 A - (1 - \cos^2 A)}{\sin A(1 - \cos A)} \\ &= \frac{\sin^2 A - \sin^2 A}{\sin A(1 - \cos A)} \\ &= 0. \end{aligned}$$

The last step follows from Pythagoras's theorem,

$$\sin^2 A + \cos^2 A = 1.$$

Since $\text{RHS} = \text{LHS}$, the identity is true. ■



Example 9.6

Prove the identity $\cos^4 \phi - \sin^4 \phi = \cos 2\phi$.

Starting from the left-hand side, and using Method 1,

$$\begin{aligned}\text{LHS} &= \cos^4 \phi - \sin^4 \phi \\ &= (\cos^2 \phi - \sin^2 \phi)(\cos^2 \phi + \sin^2 \phi) \\ &= \cos 2\phi \times 1 \\ &= \cos 2\phi = \text{RHS}.\end{aligned}$$

Equation 9 and Pythagoras's theorem are used in the second step of the argument.

As $\text{RHS} = \text{LHS}$, the identity is true. ■

You must be careful not to use an illogical argument when proving identities. Here is an example of an illogical argument.



Example 9.7

Prove that $2 = 3$.

if	$2 = 3$
then	$3 = 2$

Adding the left-hand sides and right-hand sides of these equations gives

$$5 = 5.$$

As this is true, the original statement is true, so $2 = 3$. ■

This is obviously absurd, so the argument itself must be invalid. Nevertheless, many students use just this argument when attempting to prove that something is true. Beware! However, if you stick to the arguments involved with Methods 1 and 2, you will be safe.



Exercise 9.3

In questions 1 to 7, prove the given identities.

1 $\sin(A + B) + \sin(A - B) = 2 \sin A \cos B$

2 $\cos(A + B) + \cos(A - B) = 2 \cos A \cos B$

3 $\frac{\cos 2A}{\cos A + \sin A} = \cos A - \sin A$

4 $\sin 3A = 3 \sin A - 4 \sin^3 A$

5 $\frac{\sin A}{\cos A} + \frac{\cos A}{\sin A} = \frac{2}{\sin 2A}$

6 $\frac{1}{\sin \theta} + \frac{\cos \theta}{\sin \theta} = \frac{\cos \frac{1}{2}\theta}{\sin \frac{1}{2}\theta}$

7 $\frac{\sin \theta}{\sin \phi} + \frac{\cos \theta}{\cos \phi} = \frac{2 \sin(\theta + \phi)}{\sin 2\phi}$

9.8 More trigonometric equations

Sometimes you can use some of the formulae on earlier pages to help you to solve equations. Here are some examples.



Example 9.8

Solve the equation $\cos 2\theta^\circ = \sin \theta^\circ$ giving all solutions between -180 and 180 inclusive.

You can replace the $\cos 2\theta^\circ$ term by $1 - 2 \sin^2 \theta^\circ$ (Equation 11) and you will then have an equation in $\sin \theta$.

Then	$\cos 2\theta^\circ = \sin \theta^\circ$
so	$1 - 2\sin^2 \theta^\circ = \sin \theta^\circ$
so	$2\sin^2 \theta^\circ + \sin \theta^\circ - 1 = 0.$
Factorizing	$(2\sin \theta^\circ - 1)(\sin \theta^\circ + 1) = 0$
so	$\sin \theta^\circ = 0.5$ or $\sin \theta^\circ = -1.$

Using the methods of [Section 6.2](#), you can solve these equations for θ .

When $\sin \theta^\circ = 0.5$, $\theta = 30$ or 150 , and when $\sin \theta^\circ = -1$, $\theta = -90$.

Therefore $\theta = -90, 30$ or 150 . ■



Nugget

Make sure that you find all of the solutions in the given interval – it is a very easy to miss some. You can use a graphics calculator to find how many solutions you need. For example, to find the number of solutions for $\cos 2\theta^\circ = \sin \theta^\circ \cos \theta^\circ$ in the interval -180° to 180° you can draw the graphs of $y = \cos 2\theta^\circ$ and $y = \sin \theta^\circ \cos \theta^\circ$ on your calculator and then count the number of points of intersection in the required interval.



Exercise 9.4

In questions 1 to 10, solve the given equation for θ , giving your answers in the interval from -180 to 180 .

- 1 $\sin 2\theta^\circ = \cos \theta^\circ$
- 2 $2 \cos^2 x^\circ - 1 = \frac{1}{2}$
- 3 $\cos 2\theta^\circ = \sin \theta^\circ \cos \theta^\circ$
- 4 $4 \sin \theta^\circ \cos \theta^\circ = 1$
- 5 $1 - 2 \sin^2 \theta^\circ = 2 \sin \theta^\circ \cos \theta^\circ$

$$6 \quad \frac{1 - \tan^2 \theta^\circ}{1 + \tan^2 \theta^\circ} = \frac{1}{2}$$

$$7 \quad \cos 2\theta^\circ = \cos \theta^\circ$$

$$8 \quad 3 \sin \theta^\circ = 4 \sin^3 \theta^\circ$$

$$9 \quad 4 \cos^3 \theta^\circ = 3 \cos \theta^\circ$$

$$10 \quad 2 \tan \theta^\circ = 1 - \tan^2 \theta^\circ$$



Key ideas

- $\sin(A + B) = \sin A \cos B + \cos A \sin B$
 $\sin(A - B) = \sin A \cos B - \cos A \sin B$
- $\cos(A + B) = \cos A \cos B - \sin A \sin B$
 $\cos(A - B) = \cos A \cos B + \sin A \sin B$
- $\tan(A + B) = \frac{\tan A + \tan B}{1 - \tan A \tan B}$
 $\tan(A - B) = \frac{\tan A - \tan B}{1 + \tan A \tan B}$
- Double angle: $\sin 2A = 2 \sin A \cos A$
 Half angle: $\sin \theta = 2 \sin \frac{1}{2}\theta \cos \frac{1}{2}\theta$
- Double angle: $\cos 2A = \cos^2 A - \sin^2 A$
 $\cos 2A = 1 - 2 \sin^2 A$
 $\cos 2A = 2 \cos^2 A - 1$
 Half angle: $\cos \theta = \cos^2 \frac{1}{2}\theta - \sin^2 \frac{1}{2}\theta$
 $\cos \theta = 1 - 2 \sin^2 \frac{1}{2}\theta$
 $\cos \theta = 2 \cos^2 \frac{1}{2}\theta - 1$
- Double angle: $\tan 2A = \frac{2 \tan A}{1 - \tan^2 A}$
 Half angle: $\tan \theta = \frac{2 \tan \frac{1}{2}\theta}{1 - \tan^2 \frac{1}{2}\theta}$

10

The forms $a \sin x$ and $b \cos x$

In this chapter you will learn:

- *that the graph of $y = a \sin x + b \cos x$ is like the graph of sine or cosine*
 - *how to express $a \sin x + b \cos x$ in the form $R \sin(x + \alpha)$, and find R and α in terms of a and b*
 - *how to use the form $R \sin(x + \alpha)$ in applications.*
-

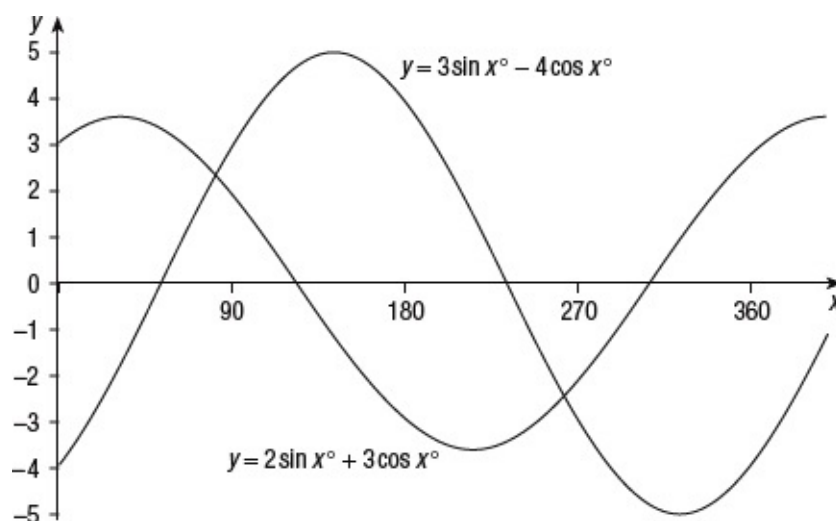


Figure 10.1

10.1 Introduction

If you have a graphics calculator available, try drawing the graphs of functions of the form $y = 2 \sin x + 3 \cos x$ and $y = 3 \sin x - 4 \cos x$. These two graphs are shown in [Figure 10.1](#).

Both graphs have the characteristic wave properties of the sine and cosine functions. They have been enlarged in the y -direction, by different amounts, and translated in the x -direction, by different amounts.

This suggests that you may be able to write both of these functions in the form

$$y = R \sin(x + \alpha)^\circ$$

for suitable values of the constants R and α , where the value of R is positive.

This idea is pursued in the next section.

10.2 The form $y = a \sin x + b \cos x$

If you try to choose the values of R and α so that the function $y = R \sin(x + \alpha)$ is identical with $y = a \sin x + b \cos x$, you can start by expanding $\sin(x + \alpha)$ so that

$$y = R \sin x \cos \alpha + R \cos x \sin \alpha$$

or
$$y = (R \cos \alpha) \sin x + (R \sin \alpha) \cos x.$$

If this is the same function as $y = a \sin x + b \cos x$ for all values of x then

$$R \cos \alpha = a \text{ and } R \sin \alpha = b,$$

that is
$$\cos \alpha = \frac{a}{R} \text{ and } \sin \alpha = \frac{b}{R}.$$

You can interpret these two equations by thinking of a and b as the adjacent and opposite of a triangle which has R as its hypotenuse.

Therefore
$$R = \sqrt{a^2 + b^2}$$

Alternatively, if you square these equations and add the two equations, you get

$$R^2 \cos^2 \alpha + R^2 \sin^2 \alpha = a^2 + b^2,$$

so
$$R^2(\cos^2 \alpha + \sin^2 \alpha) = a^2 + b^2,$$

that is
$$R^2 = a^2 + b^2 \text{ and } R = \pm \sqrt{a^2 + b^2}.$$

The value of R is always chosen to be positive.

Therefore
$$R = \sqrt{a^2 + b^2}$$

Then
$$\cos \alpha = \frac{a}{\sqrt{a^2 + b^2}} \text{ and } \sin \alpha = \frac{b}{\sqrt{a^2 + b^2}}.$$

These three equations,

$$R = \sqrt{a^2 + b^2} \quad \text{Equation 1}$$

and $\cos \alpha = \frac{a}{\sqrt{a^2 + b^2}} \quad \text{Equation 2}$

and $\sin \alpha = \frac{b}{\sqrt{a^2 + b^2}} \quad \text{Equation 3}$

enable you to determine the values of R and α .



Example 10.1

Express $2 \sin x^\circ + 3 \cos x^\circ$ in the form $R \sin(x + \alpha)^\circ$, where the angles are in degrees.

For the function $2 \sin x^\circ + 3 \cos x^\circ$, $a = 2$ and $b = 3$. From Equation 1, $R = \sqrt{13}$. Using this value in Equation 2,

$$\cos \alpha^\circ = \frac{2}{\sqrt{13}} \text{ and } \sin \alpha^\circ = \frac{3}{\sqrt{13}}.$$

These equations, in which $\cos \alpha^\circ$ and $\sin \alpha^\circ$ are both positive, show that α° is a first-quadrant angle, and that

$$\alpha^\circ \approx 56.31.$$

Therefore $2 \sin x^\circ + 3 \cos x^\circ \equiv \sqrt{13} \sin(x + \alpha)$
 where $\alpha^\circ \approx 56.31$. ■

Note that the symbol ‘ \equiv ’ is used to mean ‘identically equal to’.

.....



Nugget

You can verify you are right by graphing both forms of the function ($2 \sin x^\circ + 3 \cos x^\circ$ and $R \sin(x + \alpha)^\circ$) and checking that the two curves coincide.

.....



Example 10.2

Express $3 \sin x - 4 \cos x$ in the form $R \sin(x + \alpha)$ with α in radians.

For the function $3 \sin x - 4 \cos x$, $a = 3$ and $b = -4$. From Equation 1, $R = 5$. Using this value in Equation 2,

$$\cos \alpha = \frac{3}{5} \text{ and } \sin \alpha = \frac{-4}{5}.$$

These equations, in which $\cos \alpha$ is positive and $\sin \alpha$ is negative, show that α is a fourth-quadrant angle, and that:

$$\alpha \approx 5.36.$$

Therefore $3 \sin x - 4 \cos x \equiv 5 \sin(x + \alpha)$
 where $\alpha \approx 5.36$. ■



Example 10.3

Express $\sin x^\circ - 2 \cos x^\circ$ in the form $R \cos(x^\circ + \alpha^\circ)$, where $R > 0$.

This is a different form from the original, but it is not difficult to adapt the methods from the beginning of this section.

Comparing the expanded form $R \cos x^\circ \cos \alpha^\circ - R \sin x^\circ \sin \alpha^\circ$ with the form $\sin x^\circ - 2 \cos x^\circ$, gives

$$R \cos \alpha^\circ = -2 \text{ and } R \sin \alpha^\circ = -1.$$

Squaring and adding, as before, gives

$$R = \sqrt{5}$$

and $\cos \alpha^\circ = \frac{-2}{\sqrt{5}}$ and $\sin \alpha^\circ = \frac{-1}{\sqrt{5}}$.

Thus, as $\cos \alpha^\circ$ and $\sin \alpha^\circ$ are both negative, α° is a third-quadrant angle, and

$$\alpha^\circ \approx 153.43$$

Thus $\sin x - 2 \cos x = \sqrt{5} \cos(x + \alpha)$
 where $\alpha^\circ \approx 153.43$. ■





Exercise 10.1

In questions 1 to 6, write the given function in the form $R \sin(x + \alpha)^\circ$.

1 $\sin x^\circ + \cos x^\circ$

2 $5 \sin x^\circ + 12 \cos x^\circ$

3 $2 \cos x^\circ + 5 \sin x^\circ$

4 $\cos x^\circ - \sin x^\circ$

5 $\sin x^\circ - 3 \cos x^\circ$

6 $3 \cos x^\circ - \sin x^\circ$

In questions 7 to 9, give α in radians.

7 Write the function $\sin x + \cos x$ in the form $R \cos(x + \alpha)$.

8 Write the function $\sin x + \cos x$ in the form $R \cos(x - \alpha)$.

9 Write the function $\sin x + \cos x$ in the form $R \sin(x - \alpha)$.

10 By writing the functions $7 \cos x + \sin x$ and $5 \cos x - 5 \sin x$ in the form $R \sin(x + \alpha)$, show that they have the same maximum value.

10.3 Using the alternative form

There are two main advantages in writing something like $\sin x + \cos x$ in any one of the four forms $R \sin(x + \alpha)$, $R \sin(x - \alpha)$, $R \cos(x + \alpha)$ and $R \cos(x - \alpha)$.

It enables you to solve equations easily, and to find the maximum and minimum values of the function without further work.



Nugget

The sine and cosine functions oscillate between -1 and 1 . Therefore the forms $R \sin(x \pm \alpha)$ and $R \cos(x \pm \alpha)$ oscillate between $-R$ and R .



Example 10.4

Solve the equation $5 \sin x^\circ + 8 \cos x^\circ = 3$ giving all the solutions between 0 and 360 .

Using the method of [Section 10.2](#), you can write $5 \sin x^\circ + 8 \cos x^\circ$ as

$$\sqrt{89} \sin(x + 57.99)^\circ.$$

The equation then becomes

$$\sqrt{89} \sin(x + 57.99)^\circ = 3$$

or
$$\sin(x + 57.99)^\circ = \frac{3}{\sqrt{89}}.$$

Let $z^\circ = x^\circ + 57.99^\circ$. Then you require the solutions of $\sin z^\circ = \frac{3}{\sqrt{89}}$ for values of z° between 57.99 and 417.99 .

The principal angle is 18.54° , and the other angle between 0 and 360 is the second quadrant angle (see [Section 5.2](#)), $180^\circ - 18.54^\circ = 161.46^\circ$.

You now have to add 360 to the first of these to find the value of z° in the required interval. Then the two solutions for z° are

$$z^\circ = 378.54 \text{ and } 161.46.$$

You find the solutions for x by substituting $z^\circ = x^\circ + 57.99$, and you find that

$$x^\circ = 378.54 - 57.99 = 320.55$$

or
$$x^\circ = 161.46 - 57.99 = 103.47.$$

Thus the solutions are 103.47° and 320.55° . ■



Example 10.5

Find the maximum and minimum values of $\sin x - 3 \cos x$ and the values of x , in radians, for which they occur.

Writing $\sin x - 3 \cos x$ in the form $R \sin(x - \alpha)$ using the methods in [Section 10.2](#) gives

$$\sin x - 3 \cos x \equiv \sqrt{10} \sin(x - 1.249).$$

The question now becomes: find the maximum and minimum values of $\sqrt{10} \sin(x - 1.249)$ and the values of x for which they occur.

You know that the maximum of a sine function is 1 and that it occurs when the angle is $\frac{1}{2}\pi$.

Thus the maximum value of $\sqrt{10} \sin(x - 1.249)$ is $\sqrt{10}$, and this occurs when $x - 1.249 = \frac{1}{2}\pi$, that is when $x = 2.820$.

Similarly the minimum value of a sine function is -1 , and this occurs when the angle is $\frac{2}{3}\pi$.

Thus the minimum value of $\sqrt{10} \sin(x - 1.259)$ is $-\sqrt{10}$, and this occurs when $x - 1.259 = \frac{3}{2}\pi$, that is, when $x = 5.961$. ■



Example 10.6

Solve the equation $3 \cos 2x^\circ - 4 \sin 2x^\circ = 2$ giving all solutions in the interval -180 to 180 .

Begin by writing $y = 2x$: the equation becomes

$$3 \cos y^\circ - 4 \sin y^\circ = 2$$

with solutions for y needed in the interval -360 to 360 .

Writing $3 \cos y^\circ - 4 \sin y^\circ$ in the form $R \cos(y + \alpha)^\circ$ using the methods in

Section 10.2 gives

$$3 \cos y^\circ - 4 \sin y^\circ \equiv 5 \cos(y + 53.13)^\circ.$$

Solving the equation $5 \cos(y + 53.13)^\circ = 2$ gives

$$y + 53.13^\circ = 66.42\dots^\circ.$$

The principal angle is 66.42° .

Using the methods of Section 5.3, the angles between -413.13 and 413.13 satisfying this equation are

$$-293.58^\circ, -66.42^\circ, 66.42^\circ, 293.58^\circ.$$

Thus $y^\circ + 53.13^\circ = -293.58^\circ, -66.42^\circ, 66.42^\circ, 293.58^\circ$

so $y^\circ = -346.71^\circ, -119.55^\circ, 13.29^\circ, 240.45^\circ$.

Finally, dividing by 2 as $y^\circ = 2x^\circ$ gives

$$x^\circ = -173.35^\circ, -59.78^\circ, 6.65^\circ, 120.22^\circ.$$

Note that the decision about whether to round up or to round down the final figure on dividing by 2 was made by keeping more significant figures on the calculator. ■



Example 10.7

Show that the equation $2 \sin x + 3 \cos x = 4$ has no solutions.

You can write this equation in the form

$$\sqrt{13} \sin(x + \alpha) = 4$$

for a suitable value of α .

You can then rewrite the equation in the form

$$\sin(x + \alpha) = \frac{4}{\sqrt{13}}.$$

As $\frac{4}{\sqrt{13}} > 1$, there is no solution to this equation. ■



Exercise 10.2

In questions 1 to 6, solve the given equation for θ° , giving the value of θ° in the interval 0 to 360 inclusive.

1 $\sin \theta^\circ + \cos \theta^\circ = 1$

2 $\sin \theta^\circ + \sqrt{3} \cos \theta^\circ = 1$

3 $3 \cos \theta^\circ - 2 \sin \theta^\circ = 1$

4 $12 \sin \theta^\circ - 5 \cos \theta^\circ = 5$

5 $-8 \cos \theta^\circ - 7 \sin \theta^\circ = 5$

6 $\cos 2\theta^\circ - \sin 2\theta^\circ = -1$

In questions 7 to 12, solve the given equation for θ° , giving the value of θ° in the interval -180 to 180 inclusive.

7 $\cos \theta^\circ + \sin \theta^\circ = -1$

8 $\sqrt{3} \sin \theta^\circ + \cos \theta^\circ = -1$

9 $3 \cos \theta^\circ - \sin \theta^\circ = 2$

10 $-2 \cos \theta^\circ - 3 \sin \theta^\circ = 3$

11 $6 \sin \theta^\circ - 7 \cos \theta^\circ = -8$

12 $\sqrt{3} \cos 2\theta^\circ - \sin 2\theta^\circ = -1$

In questions 13 to 18, find the maximum and minimum values of the function and the values of x° in the interval between -180 and 180 inclusive, for which they occur.

13 $y = 2 \sin x^\circ - \cos x^\circ$

14 $y = 3 \cos x^\circ - 4 \sin x^\circ$

15 $y = \sqrt{3} \cos 2x^\circ - \sin 2x^\circ$

16 $y = \cos 2x^\circ - \sin 2x^\circ$

17 $y = 3 \sin x^\circ + 4 \cos x^\circ + 2$

18 $y = \sqrt{2} \cos 2x^\circ - \sin 2x^\circ + 3$



Key ideas

- $a \sin x + b \cos x = R \sin(x + \alpha)$

- $a \sin x - b \cos x = R \sin(x - \alpha)$

- $a \cos x + b \sin x = R \cos(x - \alpha)$

- $a \cos x - b \sin x = R \cos(x + \alpha)$

where $R = \sqrt{a^2 + b^2}$, $\cos \alpha = \frac{a}{\sqrt{a^2 + b^2}}$ and $\sin \alpha = \frac{b}{\sqrt{a^2 + b^2}}$

- Using the forms $R \sin(x \pm \alpha)$ or $R \cos(x \pm \alpha)$ enables you to solve equations in the form

$$a \sin x + b \cos x = c.$$

- To solve an equation in the form $a \sin x + b \cos x = c$, rewrite $a \sin x + b \cos x$ in the form $R \sin(x \pm \alpha)$ or $R \cos(x \pm \alpha)$ then solve the equation $\sin(x \pm \alpha) = \frac{c}{R}$ or $\cos(x \pm \alpha) = \frac{c}{R}$

- The maximum value of the function $R \sin(x \pm \alpha)$ is R

The minimum value of the function $R \sin(x \pm \alpha)$ is $-R$

11

The factor formulae

In this chapter you will learn:

- *how to express the sum and difference of two sines or cosines in an alternative form as a product*
 - *how to do this process in reverse*
 - *how to use both processes in solving problems.*
-

11.1 The first set of factor formulae

In [Exercise 9.3](#), question 1, you were asked to prove the identity

$$\sin(A + B) + \sin(A - B) = 2 \sin A \cos B.$$

The proof of this identity relies on starting with the left-hand side and expanding the terms using Equations 1 and 2 of [Chapter 9](#) to get

$$\sin(A + B) = \sin A \cos B + \cos A \sin B$$

and
$$\sin(A - B) = \sin A \cos B - \cos A \sin B.$$

Adding the left-hand sides of these two equations you obtain the required result

$$\sin(A + B) + \sin(A - B) = 2 \sin A \cos B,$$

which will be used in the rewritten form

$$2 \sin A \cos B = \sin(A + B) + \sin(A - B). \quad \text{Equation 1}$$

This is the first formula of its type. These formulae enable you to move from a product of sines and cosines to a sum or difference of sines and cosines equal to it.



Example 11.1

Use Equation 1 to simplify $2 \sin 30^\circ \cos 60^\circ$.

$$\begin{aligned} 2 \sin 30^\circ \cos 60^\circ &= \sin(30 + 60)^\circ + \sin(30 - 60)^\circ \\ &= \sin 90^\circ + \sin(-30)^\circ \\ &= 1 - \sin 30^\circ \\ &= 1 - \frac{1}{2} = \frac{1}{2}. \blacksquare \end{aligned}$$



In the middle of the example, the fact that $\sin(-\theta) = -\sin \theta$ for any angle θ was used to change $\sin(-30)^\circ$ to $-\sin 30^\circ$.

If you subtract the equations

$$\sin(A + B) = \sin A \cos B + \cos A \sin B$$

and
$$\sin(A - B) = \sin A \cos B - \cos A \sin B$$

you obtain
$$\sin(A + B) - \sin(A - B) = 2 \cos A \sin B,$$

that is
$$2 \cos A \sin B = \sin(A + B) - \sin(A - B). \quad \text{Equation 2}$$

If you had used Equation 2 to solve [Example 11.1](#), you would say

$$\begin{aligned} 2 \sin 30^\circ \cos 60^\circ &= 2 \cos 60^\circ \sin 30^\circ \\ &= \sin(60 + 30)^\circ - \sin(60 - 30)^\circ \\ &= \sin 90^\circ - \sin 30^\circ \\ &= 1 - \sin 30^\circ \\ &= 1 - \frac{1}{2} = \frac{1}{2}. \end{aligned}$$

Two other formulae come from the equivalent formulae for $\cos(A + B)$ and $\cos(A - B)$,

$$\cos(A + B) = \cos A \cos B - \sin A \sin B$$

and
$$\cos(A - B) = \cos A \cos B + \sin A \sin B.$$

First adding, and then subtracting, these equations gives

$$\cos(A + B) + \cos(A - B) = 2 \cos A \cos B$$

and
$$\cos(A + B) - \cos(A - B) = -2 \sin A \sin B.$$

When you rewrite these equations you have

$$2 \cos A \cos B = \cos(A + B) + \cos(A - B) \quad \text{Equation 3}$$

and
$$2 \sin A \sin B = \cos(A - B) - \cos(A + B). \quad \text{Equation 4}$$

Note the form of these four equations, which are gathered together for convenience.

$$2 \sin A \cos B = \sin(A + B) + \sin(A - B) \quad \text{Equation 1}$$

$$2 \cos A \sin B = \sin(A + B) - \sin(A - B) \quad \text{Equation 2}$$

$$2 \cos A \cos B = \cos(A + B) + \cos(A - B) \quad \text{Equation 3}$$

$$2 \sin A \sin B = \cos(A - B) - \cos(A + B) \quad \text{Equation 4}$$



Nugget

These formulae are often remembered as:

$$2 \times \sin \times \cos = \sin[\text{sum}] + \sin[\text{difference}]$$

$$2 \times \cos \times \sin = \sin[\text{sum}] - \sin[\text{difference}]$$

$$2 \times \cos \times \cos = \cos[\text{sum}] + \cos[\text{difference}]$$

$$2 \times \sin \times \sin = \cos[\text{difference}] - \cos[\text{sum}].$$

.....

Note the following points.

- In Equations 1 and 2, it is important that the ‘difference’ is found by subtracting B from A .
- In Equations 3 and 4, it is not important whether you take the difference as $A - B$ or as $B - A$; the equation $\cos(-\theta) = \cos \theta$ for all angles θ ensures that $\cos(B - A) = \cos(A - B)$.
- The order of the right-hand side in Equation 4 is different from the other formulae.



Example 11.2

Express $\sin 5\theta \cos 3\theta$ as the sum of two trigonometric ratios.

Using Equation 1, $2 \sin A \cos B = \sin(A + B) + \sin(A - B)$, gives

$$\begin{aligned} \sin 5\theta \cos 3\theta &= \frac{1}{2}(2 \sin 5\theta \cos 3\theta) \\ &= \frac{1}{2}(\sin(5\theta + 3\theta) + \sin(5\theta - 3\theta)) \\ &= \frac{1}{2}(\sin(8\theta) + \sin(2\theta)). \blacksquare \end{aligned}$$



Example 11.3

Change $\sin 70^\circ \sin 20^\circ$ into a sum.

Using Equation 4, $2 \sin A \sin B = \cos(A - B) - \cos(A + B)$, gives

$$\begin{aligned}\sin 70^\circ \cos 20^\circ &= \frac{1}{2}[2 \sin 70^\circ \cos 20^\circ] \\ &= \frac{1}{2}[\cos(70^\circ - 20^\circ) - \cos(70^\circ + 20^\circ)] \\ &= \frac{1}{2}[\cos 50^\circ - \cos 90^\circ] \\ &= \frac{1}{2}[\cos 50^\circ - 0] \\ &= \frac{1}{2}\cos 50^\circ. \blacksquare\end{aligned}$$



Exercise 11.1

In questions 1 to 8, express the given expression as the sum or difference of two trigonometric ratios.

- 1 $\sin 3\theta \cos \theta$
- 2 $\sin 35^\circ \cos 45^\circ$
- 3 $\cos 50^\circ \cos 30^\circ$
- 4 $\cos 5\theta \sin 3\theta$
- 5 $\cos(C + 2D) \cos(2C + D)$
- 6 $\cos 60^\circ \sin 30^\circ$
- 7 $2 \sin 3A \sin A$
- 8 $\cos(3C + 5D) \sin(3C - 5D)$
- 9 In Equation 1, put $A = 90 - C$ and $B = 90 - D$ and simplify both sides of the resulting identity. What equation results?

10 In Equation 1, put $A = 90 - C$ and simplify both sides of the resulting identity. What equation results?

.....

11.2 The second set of factor formulae

The second set of factor formulae are really a rehash of the first set that enable you to work the other way round, that is to write the sum or difference of two sines or two cosines as a product of sines and cosines.

Starting from

$$2 \sin A \cos B = \sin(A + B) + \sin(A - B),$$

write it the other way round as

$$\sin(A + B) + \sin(A - B) = 2 \sin A \cos B.$$

Put $A + B = C$ and $A - B = D$.

Then the identity becomes

$$\sin C + \sin D = 2 \sin A \cos B.$$

If you can write A and B in terms of C and D you will obtain a formula for the sum of two sines.

From the equations

$$A + B = C$$

and

$$A - B = D,$$

you can use simultaneous equations to deduce that

$$A = \frac{C+D}{2} \quad \text{and} \quad B = \frac{C-D}{2}.$$

Then $\sin C + \sin D = 2 \sin \frac{C+D}{2} \cos \frac{C-D}{2}$. Equation 5

You can deduce a second formula in a similar way from Equation 2, by a similar method.

Equation 2 then becomes

$$\sin C - \sin D = 2 \sin \frac{C-D}{2} \cos \frac{C+D}{2}. \quad \text{Equation 6}$$

Similar methods applied to Equations 3 and 4 give

$$\cos C + \cos D = 2 \cos \frac{C+D}{2} \cos \frac{C-D}{2} \quad \text{Equation 7}$$

and
$$\cos C - \cos D = 2 \sin \frac{C+D}{2} \sin \frac{D-C}{2}. \quad \text{Equation 8}$$



Nugget

Equations 5 to 8 are often remembered as:

$$\begin{aligned} \sin + \sin &= 2 \times \sin[\text{semisum}] \times \cos[\text{semidifference}] \\ \sin - \sin &= 2 \times \cos[\text{semisum}] \times \sin[\text{semidifference}] \\ \cos + \cos &= 2 \times \cos[\text{semisum}] \times \cos[\text{semidifference}] \\ \cos - \cos &= 2 \times \sin[\text{semisum}] \times \sin[\text{semidifference reversed}]. \end{aligned}$$



Example 11.4

Transform $\sin 25^\circ + \sin 18^\circ$ into a product.

Using Equation 5, $\sin C + \sin D = 2 \sin \frac{C+D}{2} \cos \frac{C-D}{2}$, gives

$$\begin{aligned} \sin 25^\circ + \sin 18^\circ &= 2 \sin \frac{25^\circ + 18^\circ}{2} \cos \frac{25^\circ - 18^\circ}{2} \\ &= 2 \sin 21.5^\circ \cos 3.5^\circ. \blacksquare \end{aligned}$$



Example 11.5

Change $\cos 3\theta - \cos 7\theta$ into a product.

Using Equation 8, $\cos C - \cos D = 2\sin \frac{C+D}{2} \sin \frac{D-C}{2}$, gives

$$\begin{aligned}\cos 3\theta - \cos 7\theta &= 2\sin \frac{3\theta + 7\theta}{2} \sin \frac{7\theta - 3\theta}{2} \\ &= 2\sin 5\theta \sin 2\theta. \blacksquare\end{aligned}$$



Example 11.6

Solve the equation $\sin \theta^\circ - \sin 3\theta^\circ = 0$, giving solutions in the interval -180 to 180 .

$$\begin{aligned}\sin \theta^\circ - \sin 3\theta^\circ &= 2\cos 2\theta^\circ \sin[-\theta]^\circ \\ &= -2\cos 2\theta^\circ \sin \theta^\circ.\end{aligned}$$

Hence $\cos 2\theta^\circ = 0$ or $\sin \theta^\circ = 0$.

The solutions of $\cos 2\theta^\circ = 0$ are $-135^\circ, -45^\circ, 45^\circ, 135^\circ$ and the solutions of $\sin \theta^\circ = 0$ are $-180^\circ, 0^\circ, 180^\circ$.

Therefore the solutions of the original equation are

$$-180^\circ, -135^\circ, -45^\circ, 0^\circ, 45^\circ, 135^\circ, 180^\circ. \blacksquare$$

You could also have expanded $\sin 3\theta$ in the form $3\sin \theta - 4\sin^3 \theta$ and then solved the equation $4\sin^3 \theta - 2\sin \theta = 0$ to get the same result.



Example 11.7

Prove that if $A + B + C = 180$, then

$$\frac{\sin A + \sin B - \sin C}{\sin A + \sin B + \sin C} = \tan A \tan B.$$

$$\begin{aligned} \text{LHS} &= \frac{(\sin A + \sin B) - \sin C}{(\sin A + \sin B) + \sin C} \\ &= \frac{2\sin\frac{1}{2}(A+B)\cos\frac{1}{2}(A-B) - 2\sin\frac{1}{2}C\cos\frac{1}{2}C}{2\sin\frac{1}{2}(A+B)\cos\frac{1}{2}(A-B) + 2\sin\frac{1}{2}C\cos\frac{1}{2}C} \\ &= \frac{2\cos\frac{1}{2}C\cos\frac{1}{2}(A-B) - 2\sin\frac{1}{2}C\cos\frac{1}{2}C}{2\cos\frac{1}{2}C\cos\frac{1}{2}(A-B) + 2\sin\frac{1}{2}C\cos\frac{1}{2}C} \\ &= \frac{2\cos\frac{1}{2}C(\cos\frac{1}{2}(A-B) - \sin\frac{1}{2}C)}{2\cos\frac{1}{2}C(\cos\frac{1}{2}(A-B) + \sin\frac{1}{2}C)} \\ &= \frac{\cos\frac{1}{2}(A-B) - \sin\frac{1}{2}C}{\cos\frac{1}{2}(A-B) + \sin\frac{1}{2}C} \\ &= \frac{\cos\frac{1}{2}(A-B) - \cos\frac{1}{2}(A+B)}{\cos\frac{1}{2}(A-B) + \cos\frac{1}{2}(A+B)} \\ &= \frac{2\sin A \sin B}{2\cos A \cos B} = \tan A \tan B = \text{RHS}. \end{aligned}$$

As the LHS = RHS, the identity is true. ■

Notice how in [Example 11.7](#), the fact that $\cos(90 - \theta)^\circ = \sin \theta^\circ$ and $\sin(90 - \theta)^\circ = \cos \theta^\circ$ was used in the forms

$$\cos\frac{1}{2}(A+B) = \sin\frac{1}{2}C \text{ and } \sin\frac{1}{2}(A+B) = \cos\frac{1}{2}C.$$



Exercise 11.2

In questions 1 to 6, express the given sum or difference as the product of two trigonometric ratios.

- 1 $\sin 4A + \sin 2A$
- 2 $\sin 5A - \sin A$
- 3 $\cos 4\theta - \cos 2\theta$

4 $\cos A - \cos 5A$

5 $\cos 47^\circ + \cos 35^\circ$

6 $\sin 49^\circ - \sin 23^\circ$

In questions 7 to 10, use the factor formulae to simplify the given expressions.

7 $\frac{\sin 30^\circ + \sin 60^\circ}{\cos 30^\circ - \cos 60^\circ}$

8 $\frac{\sin \alpha + \sin \beta}{\cos \alpha - \cos \beta}$

9 $\frac{\cos \theta - \cos 3\theta}{\sin \theta + \sin 3\theta}$

10 $\frac{\sin \theta + 2\sin 2\theta + \sin 3\theta}{\cos \theta + 2\cos 2\theta + \cos 3\theta}$

In questions 11 to 14, use the factor formulae to solve the following equations, giving all solutions in the interval 0 to 360.

11 $\cos \theta^\circ - \cos 2\theta^\circ = 0$

12 $\sin \theta^\circ + \sin 2\theta^\circ = 0$

13 $\sin \theta^\circ + \sin 2\theta^\circ + \sin 3\theta^\circ = 0$

14 $\cos \theta^\circ + 2 \cos 2\theta^\circ + \cos 3\theta^\circ = 0$

In questions 15 to 17, you are given that $A + B + C = 180^\circ$. Prove that each of the following results is true.

15 $\sin A + \sin B + \sin C = 4 \cos \frac{1}{2}A \cos \frac{1}{2}B \cos \frac{1}{2}C$

16 $\sin A + \sin B - \sin C = 4 \sin \frac{1}{2}A \sin \frac{1}{2}B \cos \frac{1}{2}C$

17 $\cos A + \cos B + \cos C - 1 = 4 \sin \frac{1}{2}A \sin \frac{1}{2}B \sin \frac{1}{2}C$





Key ideas

- You can use the factor formulae to express the sum or difference of two sines or two cosines as a product of sines and cosines and vice versa.
- To write a product as the sum or difference of two sines or two cosines use the relationships:

$$2\sin A \cos B = \sin(A+B) + \sin(A-B)$$

$$2\cos A \sin B = \sin(A+B) - \sin(A-B)$$

$$2\cos A \cos B = \cos(A+B) + \cos(A-B)$$

$$2\sin A \sin B = \cos(A-B) - \cos(A+B)$$

- To write the sum or difference of two sines or two cosines as a product use the relationships:

$$\sin C + \sin D = 2\sin \frac{C+D}{2} \cos \frac{C-D}{2}$$

$$\sin C - \sin D = 2\sin \frac{C-D}{2} \cos \frac{C+D}{2}$$

$$\cos C + \cos D = 2\cos \frac{C+D}{2} \cos \frac{C-D}{2}$$

$$\cos C - \cos D = 2\sin \frac{C+D}{2} \sin \frac{D-C}{2}$$

- $\cos C - \cos D = 2\sin \frac{C+D}{2} \sin \frac{D-C}{2}$ is the same as

$$\cos C - \cos D = -2\sin \frac{C+D}{2} \sin \frac{C-D}{2}$$



Circles related to triangles

In this chapter you will learn:

- *that the circumcircle is the circle which passes through the vertices of a triangle*
 - *that the incircle and the three excircles all touch the three sides of a triangle*
 - *how to calculate the radii of these circles from information about the triangle.*
-

12.1 The circumcircle

The circumcircle of a triangle ABC (see [Figure 12.1](#)) is the circle that passes through each of the vertices. The centre of the circumcircle will be denoted by O and its radius will be denoted by R .

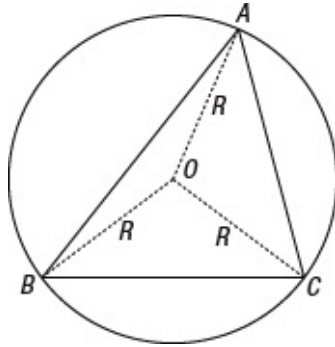


Figure 12.1

To calculate the radius R of the circumcircle, drop the perpendicular from O on to the side BC to meet BC at N (see below).

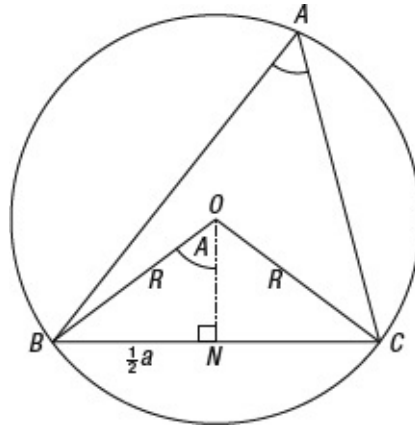


Figure 12.2

As BOC is an isosceles triangle, because two of its sides are R , the line ON bisects the base. Therefore $BN = NC = \frac{1}{2} a$.

In addition, angle BOC , the angle at the centre of the circle standing on the arc BC , is twice the angle BAC , which stands on the same arc. Thus angle $BOC = 2A$, so angle $BON = A$.

Therefore, in triangle BON ,

$$\sin A = \frac{\frac{1}{2}a}{R}$$

so

$$2R = \frac{a}{\sin A}.$$

You will recognize that the right-hand side of this formula for R also occurs in the sine formula.

Therefore

$$2R = \frac{a}{\sin A} = \frac{b}{\sin B} = \frac{c}{\sin C}. \quad \text{Equation 1}$$



Nugget

Equation 1, which enables you to calculate the radius R of the circumcircle, is what some people understand by the sine formula for a triangle, rather than the shorter version in [Section 6.3](#).

Note that the equation $2R = \frac{a}{\sin A}$ would itself give you a proof of the sine formula for the triangle, for, by symmetry, the radius of the circumcircle must be a property of the triangle as a whole, and not ‘biased’ towards one particular vertex. Therefore, if you had started with another vertex, you would obtain the formulae $2R = \frac{b}{\sin B}$ or $2R = \frac{c}{\sin C}$.

Thus

$$2R = \frac{a}{\sin A} = \frac{b}{\sin B} = \frac{c}{\sin C}.$$



Example 12.1

Find the radius of the circumcircle of the triangle with sides of length 4 cm, 5 cm and 6 cm.

Let $a = 4$, $b = 5$ and $c = 6$. Then calculate an angle of the triangle, say the largest angle, C , using the cosine formula. From the value of $\cos C$, work out the value of $\sin C$, and then use Equation 1 to find R .

Using the cosine formula, $c^2 = a^2 + b^2 - 2ab\cos C$,

$$6^2 = 4^2 + 5^2 - 2 \times 4 \times 5 \times \cos C$$

which reduces to $40\cos C = 5$

or $\cos C = \frac{1}{8}$.

Using $\sin^2 C = 1 - \cos^2 C$,

$$\begin{aligned} \sin^2 C &= 1 - \frac{1}{64} = \frac{63}{64} \\ \text{so } \sin C &= \sqrt{\frac{63}{64}} = \frac{3\sqrt{7}}{8}. \end{aligned}$$

Finally, using the full version of the sine formula, Equation 1,

$$2R = \frac{c}{\sin C}, \text{ you obtain}$$

$$2R = \frac{6}{\frac{3\sqrt{7}}{8}} = \frac{16}{\sqrt{7}}.$$

Thus the radius R of the circumcircle is $\frac{8}{\sqrt{7}}$ cm. ■



Example 12.2

The angles A , B and C of a triangle are 50° , 60° and 70° , and the radius R of its circumcircle is 10 cm. Calculate the area of the triangle.

The standard formula for the area Δ of a triangle is $\Delta = \frac{1}{2} ab \sin C$.

You can find a and b from the full version of the sine formula.

$$\text{Thus, from } 2R = \frac{a}{\sin A} = \frac{b}{\sin B},$$
$$a = 2R \sin A = 20 \sin 50^\circ$$

and $b = 2R \sin B = 20 \sin 60^\circ.$

Using these in the formula $\Delta = \frac{1}{2}ab \sin C,$

$$\begin{aligned}\Delta &= \frac{1}{2} \times 20 \sin 50^\circ \times 20 \sin 60^\circ \times \sin 70^\circ \\ &= 200 \sin 50^\circ \sin 60^\circ \sin 70^\circ.\end{aligned}$$

The area of the triangle is approximately $125 \text{ cm}^2.$ ■

.....

The full version of the sine formula, $\frac{a}{\sin A} = \frac{b}{\sin B} = \frac{c}{\sin C} = 2R,$ can often be used, together with the fact that the sum of the angles of a triangle is $180^\circ,$ to prove other formulae concerned with a triangle.

As an example, here is a proof of the cosine formula using this method. This proof is certainly not the recommended proof of the cosine formula, but it does have the advantage that you do not need to consider the acute-angled and obtuse-angled triangles separately.



Example 12.3

Use the sine formula to prove the cosine formula

$$a^2 = b^2 + c^2 - 2bc \cos A^\circ.$$

Starting with the more complicated right-hand side, first substitute $b = 2R \sin B^\circ$ and $c = 2R \sin C^\circ.$ Then manipulate the right-hand side, keeping symmetry as much as possible and using $A + B + C = 180^\circ$ judiciously, into a form that you can recognize as the left-hand side.

You use $A + B + C = 180^\circ$ by substituting $B + C = 180^\circ - A$ and then recognizing that $\sin(B + C)^\circ = \sin(180 - A)^\circ = \sin A^\circ$ and that $\cos(B + C)^\circ = \cos(180 - A)^\circ = -\cos A^\circ.$

$$\begin{aligned}
\text{RHS} &= b^2 + c^2 - 2bc \cos A^\circ \\
&= 4R^2 \sin^2 B^\circ + 4R^2 \sin^2 C^\circ - 8R^2 \sin B^\circ \sin C^\circ \cos A^\circ \\
&= 2R^2 (2 \sin^2 B^\circ + 2 \sin^2 C^\circ - 4 \sin B^\circ \sin C^\circ \cos A^\circ) \\
&= 2R^2 ((1 - \cos 2B^\circ) + (1 - \cos 2C^\circ) - 2 \cos A^\circ (2 \sin B^\circ \sin C^\circ)) \\
&= 2R^2 (2 - (\cos 2B^\circ + \cos 2C^\circ) - 2 \cos A^\circ (2 \sin B^\circ \sin C^\circ)) \\
&= 2R^2 (2 - (2 \cos (B + C)^\circ \cos (B - C)^\circ) - 2 \cos A^\circ (2 \sin B^\circ \sin C^\circ)) \\
&= 2R^2 (2 + 2 \cos A^\circ \cos (B - C)^\circ - 2 \cos A^\circ (\cos (B - C)^\circ + \cos A^\circ)) \\
&= 2R^2 (2 + 2 \cos A^\circ \cos (B - C)^\circ - 2 \cos A^\circ \cos (B - C)^\circ - 2 \cos^2 A^\circ) \\
&= 2R^2 (2 \sin^2 A^\circ) \\
&= (2R \sin A^\circ)^2 \\
&= a^2 = \text{LHS}.
\end{aligned}$$

Since $\text{RHS} = \text{LHS}$, the identity is true. ■



Exercise 12.1

- 1 Calculate the radius of the circumcircle of the triangle ABC given that $a = 10$ cm and that angle $A = 30^\circ$.
- 2 Find the exact radius of the circumcircle of a triangle with sides 2 cm, 3 cm and 4 cm, leaving square roots in your answer.
- 3 The area of a triangle ABC is 40 cm^2 and angles B and C are 50° and 70° respectively. Find the radius of the circumcircle.
- 4 Prove that $a = b \cos C + c \cos B$.
- 5 Let $s = \frac{1}{2}(a + b + c)$. Prove that $s = 4R \cos \frac{1}{2} A \cos \frac{1}{2} B \cos \frac{1}{2} C$.

12.2 The incircle

The incircle of a triangle ABC (see [Figure 12.3](#)) is the circle that touches each of the sides and lies inside the triangle. The centre of the incircle will be denoted by I and its radius will be denoted by r .

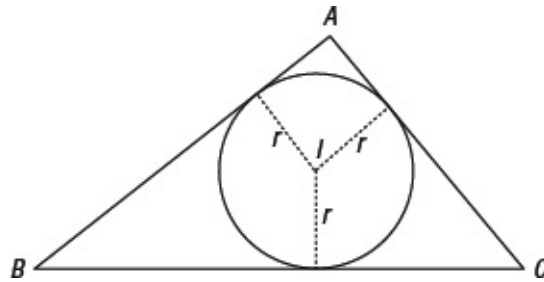


Figure 12.3



Nugget

Note each side of the triangle is a tangent to the circle.

To calculate the radius r of the incircle, let the perpendiculars from I drop on to the sides of the triangle ABC to meet the sides at L , M and N . Join IA , IB and IC (see below).

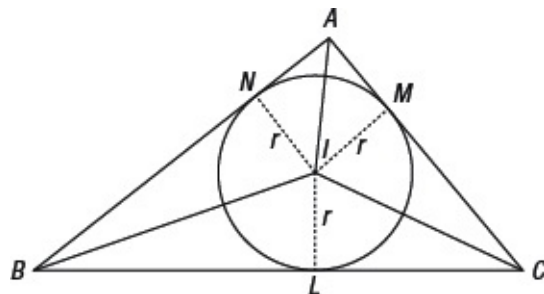


Figure 12.4

Using the formula $\frac{1}{2}$ base \times height, the area of the triangle BIC is

$$\frac{1}{2} ar.$$

Similarly, the areas of the triangles CIA and AIB are

$$\frac{1}{2} br \text{ and } \frac{1}{2} cr.$$

Adding these you get Δ , the area of the triangle ABC . Therefore

$$\begin{aligned}\Delta &= \frac{1}{2}ar + \frac{1}{2}br + \frac{1}{2}cr \\ &= r \times \frac{a+b+c}{2}.\end{aligned}$$

Denoting the expression $\frac{a+b+c}{2}$ by s (for semi-perimeter), you find that

$$rs = \Delta. \qquad \text{Equation 2}$$

Equation 2 is used to derive results concerning the incircle of a triangle.



Example 12.4

The sides of a triangle are 4 cm, 5 cm and 6 cm. Calculate the radius of the incircle.

Let $a = 4$, $b = 5$ and $c = 6$. Use the cosine formula to calculate the cosine of the largest angle, C . Then find $\sin C$, and use this in the formula $\frac{1}{2} ab \sin C$ to find the area of the triangle. Then use Equation 2.

Using the cosine formula, $c^2 = a^2 + b^2 - 2ab \cos C$, gives

$$36 = 16 + 25 - 2 \times 4 \times 5 \cos C$$

which leads to
$$\cos C = \frac{1}{8}.$$

Using $\sin^2 C = 1 - \cos^2 C$ shows that

$$\sin C = \sqrt{1 - \frac{1}{64}} = \sqrt{\frac{63}{64}} = \frac{3\sqrt{7}}{8}.$$

Using the formula $\frac{1}{2} ab \sin C$ for area, you obtain

$$\Delta = \frac{1}{2} \times 4 \times 5 \times \frac{3\sqrt{7}}{8} = \frac{15\sqrt{7}}{4}.$$

For this triangle $s = \frac{a+b+c}{2} = \frac{4+5+6}{2} = \frac{15}{2}.$

Therefore, using Equation 2, $rs = \Delta$

$$r \times \frac{15}{2} = \frac{15\sqrt{7}}{4}$$

so

$$r = \frac{\sqrt{7}}{2}.$$

The radius of the incircle is $\frac{1}{2}\sqrt{7}$ cm. ■

12.3 The ecircles

The ecircles of a triangle ABC are the circles that touch each of the sides and lie outside the circle. There are three such circles. [Figure 12.5](#) shows part of the ecircle opposite the vertex A .

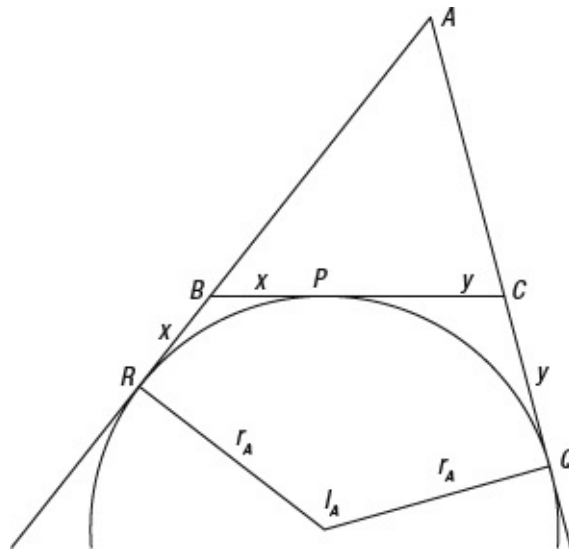


Figure 12.5

The centre of the ecircle opposite A will be denoted by I_A and its radius will be denoted by r_A .

To calculate r_A , let the points of contact of the ecircle with BC and the lines that extend from triangle ABC be P , Q and R .

Let $PB = x$ and $PC = y$. Then $RB = x$ and $QC = y$.

Then, from [Figure 12.5](#), $x + y = a$ and as tangents from an external point, in this case A , are equal

$$c + x = b + y.$$

Solving the equations

$$x + y = a$$

$$x - y = b - c$$

simultaneously gives

$$x = \frac{a+b-c}{2} = s - c \text{ and } y = \frac{a-b+c}{2} = s - b.$$

Notice also that $AR = c + x = c + (s - c) = s$ and that $AQ = s$.

The area Δ of triangle ABC is

$$\begin{aligned} \Delta &= \text{area } ARI_AQ - \text{area } BRI_AP - \text{area } CQI_AP \\ &= 2 \times \text{area } ARI_A - 2 \times \text{area } BRI_A - 2 \times \text{area } CQI_A \\ &= 2 \times \frac{1}{2} r_A s - 2 \times \frac{1}{2} r_A (s - c) - 2 \times \frac{1}{2} r_A (s - b) \\ &= r_A (s - (s - c) - (s - b)) \\ &= r_A (b + c - s) \\ &= r_A (s - a). \end{aligned}$$

Therefore $\Delta = r_A (s - a)$.

Equation 3

There are related formulae for r_B and r_C .

12.4 Heron's formula: the area of a triangle

A number of the formulae in the previous section involved the semi-perimeter of a triangle, that is s . There is a very famous formula, called Heron's formula, involving s for the area of a triangle. It is

$$\Delta = \sqrt{s(s-a)(s-b)(s-c)}.$$

The method of establishing Heron's formula comes from first using the cosine formula to calculate $\cos A$. The value of $\sin A$ is then calculated using $\sin^2 A = 1 - \cos^2 A$. Finally this value is substituted in the formula for area, $\Delta = \frac{1}{2} bc \sin A$.

Rearranging the cosine formula $a^2 = b^2 + c^2 - 2bc \cos A$ gives

$$\cos A = \frac{b^2 + c^2 - a^2}{2bc}.$$

Then using $\sin^2 A = 1 - \cos^2 A = (1 + \cos A)(1 - \cos A)$, you obtain

$$\begin{aligned} \sin^2 A &= (1 + \cos A)(1 - \cos A) \\ &= \left(1 + \frac{b^2 + c^2 - a^2}{2bc}\right) \left(1 - \frac{b^2 + c^2 - a^2}{2bc}\right) \\ &= \frac{(2bc + b^2 + c^2 - a^2)(2bc - b^2 - c^2 + a^2)}{4b^2c^2} \\ &= \frac{((b+c)^2 - a^2)(a^2 - (b-c)^2)}{4b^2c^2} \\ &= \frac{(b+c+a)(b+c-a)(a+b-c)(a-b+c)}{4b^2c^2} \\ &= \frac{2s(2(s-a))(2(s-c))(2(s-b))}{4b^2c^2} \\ &= \frac{4s(s-a)(s-b)(s-c)}{b^2c^2} \end{aligned}$$

Therefore

$$\begin{aligned} \Delta &= \frac{1}{2} bc \sin A \\ &= \frac{1}{2} bc \times \frac{\sqrt{4s(s-a)(s-b)(s-c)}}{bc} \\ &= \sqrt{s(s-a)(s-b)(s-c)}. \end{aligned}$$

Therefore $\Delta = \sqrt{s(s-a)(s-b)(s-c)}$. **Equation 4**

Equation 4 is called Heron's formula.

You can use the four equations established in this chapter, together with the technique used in [Example 12.4](#), to establish most of the formulae you need.



Example 12.5

Find the radii of the three excircles of the triangle with sides of 4 cm, 5 cm and 6 cm.

Let $a = 4$, $b = 5$ and $c = 6$.

Then $s = \frac{1}{2}(a+b+c) = \frac{15}{2}$, $s-a = \frac{7}{2}$, $s-b = \frac{5}{2}$ and $s-c = \frac{3}{2}$.

In Equation 3, $\Delta = r_A(s-a)$, use Heron's formula, Equation 4, to find the area of the triangle.

Then
$$\Delta = \sqrt{\frac{15}{2} \times \frac{7}{2} \times \frac{5}{2} \times \frac{3}{2}} = \frac{15}{4}\sqrt{7}.$$

Therefore, from $\Delta = r_A(s-a)$

$$\frac{15}{4}\sqrt{7} = \frac{7}{2}r_A$$

so

$$r_A = \frac{15\sqrt{7}}{4} \times \frac{2}{7} = \frac{15\sqrt{7}}{14}.$$

Similarly

$$r_B = \frac{15\sqrt{7}}{4} \times \frac{2}{5} = \frac{3\sqrt{7}}{2}$$

and

$$r_C = \frac{15\sqrt{7}}{4} \times \frac{2}{3} = \frac{5\sqrt{7}}{2}.$$

The radii of the excircles are $\frac{15\sqrt{7}}{14}$ cm, $\frac{3\sqrt{7}}{2}$ cm and $\frac{5\sqrt{7}}{2}$ cm. ■

Notice that the area of this triangle was found by an alternative method in [Example 12.4](#).



Example 12.6

Prove that $\sin \frac{1}{2}A = \sqrt{\frac{(s-b)(s-c)}{bc}}$.

Use the cosine formula to find $\cos A$, and then use Equation 16 in Chapter 9, $\cos A = 1 - 2\sin^2 \frac{1}{2}A$, to find $\sin \frac{1}{2}A$.

Rearranging the cosine formula $a^2 = b^2 + c^2 - 2bc \cos A$ gives

$$\cos A = \frac{b^2 + c^2 - a^2}{2bc}.$$

Therefore $1 - 2\sin^2 \frac{1}{2}A = \frac{b^2 + c^2 - a^2}{2bc}$

so $2\sin^2 \frac{1}{2}A = 1 - \frac{b^2 + c^2 - a^2}{2bc}$.

Therefore
$$\begin{aligned} \sin^2 \frac{1}{2}A &= \frac{1}{2} \left(1 - \frac{b^2 + c^2 - a^2}{2bc} \right) \\ &= \frac{2bc - b^2 - c^2 + a^2}{4bc} \\ &= \frac{a^2 - (b-c)^2}{4bc} \\ &= \frac{(a + (b-c))(a - (b-c))}{4bc} \\ &= \frac{(2(s-c))(2(s-b))}{4bc} \\ &= \frac{(s-b)(s-c)}{bc}. \end{aligned}$$

Therefore $\sin \frac{1}{2}A = \sqrt{\frac{(s-b)(s-c)}{bc}}$. ■



Exercise 12.2

- 1 For the triangle with sides of length 2 cm, 3 cm and 4 cm, find the area and the radii of the incircle and the three excircles.
- 2 Find the radius of the incircle of the triangle with sides 3 cm and 4 cm with an angle of 60° between them.
- 3 Prove that $rr_A r_B r_C = \Delta^2$.

- 4 Prove that $r = 4R \sin \frac{1}{2}A \sin \frac{1}{2}B \sin \frac{1}{2}C$.
- 5 Prove that $r_c = 4R \cos \frac{1}{2}A \cos \frac{1}{2}B \sin \frac{1}{2}C$.
- 6 In [Example 12.6](#) a formula for $\sin \frac{1}{2}A$ is derived. Use a similar method to derive a formula for $\cos \frac{1}{2}A$, and then use both of them to find a formula for $\tan \frac{1}{2}A$.
- 7 Prove the formula $\tan \frac{1}{2}(B - C) = \frac{b - c}{b + c} \cot \frac{1}{2}A$.
- 8 Prove that $r = (s - a)\tan \frac{1}{2}A$.



Key ideas

- The circumcircle of a triangle is the circle which passes through each of the vertices of the triangle.
- For a triangle ABC the radius, R , of the circumcircle is given by the formula:

$$2R = \frac{a}{\sin A} = \frac{b}{\sin B} = \frac{c}{\sin C}.$$

- The area, Δ , of a triangle ABC is given by the formula:

$$\Delta = \frac{1}{2}ab \sin C.$$

- The incircle of a triangle lies inside the triangle and touches each of the sides of the triangle.
- The semi-perimeter, s , of a triangle ABC is the distance equal to half of the perimeter.

$$s = \frac{a+b+c}{2}$$

- The area, Δ , of a triangle is given by the formula: $\Delta = rs$, where r , is the radius of the incircle and s is the semi-perimeter of the triangle.

- The excircles of a triangle are circles which touch each side and lie outside the triangle. A triangle has three excircles.
 - The area, Δ , of a triangle ABC is given by the formula: $\Delta = r_A(s - a)$, where r_A is the radius of the excircle opposite A and s , is the semi-perimeter of the triangle.
 - Heron's formula for the area of a triangle ABC is:
 $\Delta = \sqrt{s(s-a)(s-b)(s-c)}$, where s is the semi-perimeter of the triangle.
-

General solutions of equations

In this chapter you will learn:

- *how to find all the solutions of simple trigonometric equations*
 - *general formulae for these solutions.*
-

13.1 The equation $\sin \theta = \sin \alpha$

In earlier chapters you have always, when asked to solve an equation, been given an interval such as -180 to 180 or 0 to 360 in which to find the solutions. In this chapter, the task will be to find a way of giving all solutions of a trigonometric equation, not just those solutions confined to a given interval.

For example, if you are given the equation $\sin \theta^\circ = 0.6427\dots$ you can immediately look up the corresponding principal angle, in this case 40° . You can therefore replace the equation $\sin \theta^\circ = 0.6427\dots$ by the equation $\sin \theta^\circ = \sin 40^\circ$ and the problem of finding all solutions of $\sin \theta^\circ = 0.6427\dots$ by finding all solutions of $\sin \theta^\circ = \sin 40^\circ$.

In [Section 5.2](#) you saw that, if 40 is a solution, then $180 - 40 = 140$ is also a solution, and that you can add any whole number multiple of 360 to give all solutions.

Thus all solutions of $\sin \theta^\circ = \sin 40^\circ$ are

$$\dots, -320, 40, 400, 760, \dots$$

and $\dots, -220, 140, 500, 860, \dots$

You can write these solutions in the form

$$40 + 360n \text{ and } 140 + 360n \text{ (} n \text{ is an integer).}$$

Notice that these two formulae follow a pattern. Starting from 40 you can write them, in ascending order, as

$$\begin{aligned} &0 \times 180 + 40 \\ &1 \times 180 - 40 \\ &2 \times 180 + 40 \\ &3 \times 180 - 40 \\ &\vdots \end{aligned}$$

The pattern works backwards also, so all solutions fall into the pattern

$$\begin{array}{c} \vdots \\ -2 \times 180 + 40 \\ -1 \times 180 - 40 \\ 0 \times 180 + 40 \\ 1 \times 180 - 40 \\ 2 \times 180 + 40 \\ 3 \times 180 - 40 \\ \vdots \end{array}$$

You can use this pattern to write all the solutions in one formula as

$$180n + (-1)^n 40$$

where $(-1)^n$ takes the value -1 when n is odd and $+1$ when n is even.

You can generalize this result further. If you solve for θ° the equation $\sin \theta^\circ = \sin \alpha^\circ$ to give the solutions in terms of α you would obtain

$$\theta^\circ = 180n + (-1)^n \alpha^\circ \quad (n \text{ is an integer}). \quad \text{Equation 1}$$



Nugget

n can be positive or negative. When $n = 0$ the formula gives the principal angle (the answer from your calculator).

.....

Notice that in the formula $180n + (-1)^n \alpha^\circ$ there is no reason why α° should be an acute angle.

If the original angle had been 140 , the formula

$$\theta = 180n + (-1)^n 140$$

where n is an integer gives the solutions

..., $-360 + 140$, $-180 - 140$, $0 + 140$, $180 - 140$, $360 + 140$, ...

or ..., -220 , -320 , 140 , 40 , 500 ,

Therefore the formula $180n + (-1)^n\alpha^\circ$ where n is an integer gives you all solutions of the equation $\sin \theta^\circ = \sin \alpha^\circ$ provided you have one solution α° .

In radians, the same formula gives

$$\theta = n\pi + (-1)^n\alpha \quad (n \text{ is an integer}) \quad \text{Equation 2}$$

as the solution of the equation $\sin \theta = \sin \alpha$.



Example 13.1

Find all the solutions in degrees of the equation $\sin\theta^\circ = -\frac{1}{2}$.

The principal solution of the equation $\sin\theta^\circ = -\frac{1}{2}$ is -30

Using Equation 1, all solutions are $180n + (-1)^n(-30)$ or alternatively, $180n - (-1)^n30$ for integer n . ■



Example 13.2

Find all solutions in radians of the equation $\sin(2\theta + \frac{1}{6}\pi) = \frac{1}{2}\sqrt{3}$.

Let $y = 2\theta + \frac{1}{6}\pi$. Then the equation becomes $\sin y = \frac{1}{2}\sqrt{3}$.

The principal angle is $\frac{1}{3}\pi$. So the solution of the equation is

$$y = n\pi + (-1)^n \frac{1}{3}\pi.$$

Therefore $2\theta + \frac{1}{6}\pi = n\pi + (-1)^n \frac{1}{3}\pi$,

so $\theta = \frac{1}{2}n\pi + (-1)^n \frac{1}{6}\pi - \frac{1}{12}\pi$ (n is an integer). ■



13.2 The equation $\cos \theta = \cos \alpha$

It is convenient to consider the equation $\cos \theta^\circ = 0.7660\dots$, that is the equation $\cos \theta^\circ = \cos 40^\circ$.

Using the method of [Section 5.3](#), the solutions of this equation are

$$\dots, -320, 40, 400, 760, \dots$$

and

$$\dots, -400, -40, 320, 680, \dots$$

You can write these solutions in the form

$$40 + 360n \text{ and } -40 + 360n \quad (n \text{ is an integer}).$$

The pattern for these solutions is easier to follow than that for the sine function. It is

$$\theta = 360n \pm 40 \quad (n \text{ is an integer}).$$

You can generalize this further, as in the case of the sine function. The solution of the equation $\cos \theta^\circ = \cos \alpha^\circ$ is

$$\theta^\circ = 360n \pm \alpha^\circ \quad (n \text{ is an integer}). \quad \text{Equation 3}$$



Nugget

When $n = 0$ the formula gives \pm the principal angle (the answer from your calculator). Once you have these two angles you just need to add multiples of 360° in order to find all the other solutions.

In radians, the same formula gives

$$\theta = 2n\pi \pm \alpha \quad (n \text{ is an integer}) \quad \text{Equation 4}$$

as the solution of the equation $\cos \theta = \cos \alpha$.

13.3 The equation $\tan \theta = \tan \alpha$

Consider the equation $\tan \theta^\circ = \tan 40^\circ$.

Using the method of [Section 5.4](#), the solutions of this equation are

$$\dots, -320, -140, 40, 220, 400, 580, 760, \dots$$

An alternative form is

$$40 + 180n \text{ (} n \text{ is an integer).}$$

The solution of the equation $\tan \theta^\circ = \tan \alpha^\circ$ is

$$\theta^\circ = 180n + \alpha^\circ \text{ (} n \text{ is an integer).} \quad \text{Equation 5}$$



Nugget

Remember the graph of $y = \tan \theta^\circ$ has a period of 180° and so once you have found the principal angle from your calculator you need to add or subtract multiples of 180° in order to find all the other solutions.

.....

In radians, the same formula gives

$$n\pi + \alpha \text{ (} n \text{ is an integer)} \quad \text{Equation 6}$$

as the solution of the equation $\tan \theta = \tan \alpha$.



Example 13.3

Find the general solution in degrees of the equation $\cos \theta^\circ = -\frac{1}{2}\sqrt{3}$.

The principal angle is 150° , so the general solution is

$$\theta^\circ = 360n \pm 150^\circ \text{ (} n \text{ is an integer).} \blacksquare$$



Example 13.4

Find the general solution in radians of the equation $\tan 2x = -\sqrt{3}$.

Let $2x = y$. The principal angle for equation $\tan y = -\sqrt{3}$ is $-\frac{1}{3}\pi$, so the general solution for y is

$$y = n\pi + \left(-\frac{1}{3}\pi\right) \text{ (} n \text{ is an integer).}$$

This is the same as $y = n\pi + \frac{1}{3}\pi$ (n is an integer).

Therefore, as $x = \frac{1}{2}y$, $x = \frac{1}{2}n\pi + \frac{1}{6}\pi$ (n is an integer). ■



Example 13.5

Solve in radians the equation $\cos 2\theta = \cos \theta$.

Using Equation 4,

$$2\theta = 2n\pi \pm \theta \text{ (} n \text{ is an integer).}$$

Taking the positive sign gives

$$2\theta = 2n\pi \text{ (} n \text{ is an integer),}$$

and the negative sign

$$3\theta = 2n\pi \text{ (} n \text{ is an integer).}$$

Therefore the complete solution is $\theta = \frac{2}{3}n\pi$ (n is an integer). ■

Notice that the solution given, $\theta = \frac{2}{3}n\pi$ (n is an integer), includes, when n is a multiple of three, the solution obtained by taking the positive sign.



Example 13.6

Solve in radians the equation $\sin 3\theta = \sin \theta$.

Using Equation 1,

$$3\theta = n\pi + (-1)^n \theta \quad (n \text{ is an integer}).$$

Taking n even, and writing $n = 2m$ gives

$$3\theta = 2m\pi + \theta, \text{ that is } \theta = m\pi.$$

Taking n odd, and writing $n = 2m + 1$ gives

$$3\theta = (2m + 1)\pi - \theta, \text{ that is } 4\theta = (2m + 1)\pi.$$

Thus the complete solution is

$$\text{either } \theta = m\pi \text{ or } \theta = \frac{1}{4}(2m + 1)\pi \text{ where } m \text{ is an integer. } \blacksquare$$



Example 13.7

Solve the equation $\cos 2\theta^\circ = \sin \theta^\circ$ giving all solutions in degrees.

Use the fact that $\sin \theta^\circ = \cos(90 - \theta)^\circ$ to rewrite the equation as

$$\cos 2\theta^\circ = \cos[90 - \theta]^\circ.$$

Using Equation 3,

$$2\theta = 360n \pm (90 - \theta) \quad (n \text{ is an integer}).$$

Taking the positive sign gives

$$3\theta = 360n + 90 \text{ or } \theta = 120n + 30,$$

and the negative sign

$$\theta = 360n - 90.$$

Thus the complete solution is

either $\theta = 120n + 30$ or $\theta = 360n - 90$ where n is an integer. ■



Exercise 13.1

In questions 1 to 10 find the general solution in degrees of the given equation.

1 $\sin \theta^\circ = \frac{1}{2}\sqrt{3}$

2 $\cos \theta^\circ = \frac{1}{2}$

3 $\tan \theta^\circ = -1$

4 $\sin(2\theta - 30)^\circ = -\frac{1}{2}$

5 $\cos 3\theta^\circ = -1$

6 $\tan(3\theta + 60)^\circ = \frac{1}{3}\sqrt{3}$

7 $\tan 2\theta^\circ = \tan \theta^\circ$

8 $\cos 3\theta^\circ = \cos 2\theta^\circ$

9 $\sin 3\theta^\circ = \sin \theta^\circ$

10 $\sin 3\theta^\circ = \cos \theta^\circ$

In questions 11 to 20 give the general solution in radians of the given equation.

11 $\sin 2\theta = -\frac{1}{2}$

12 $\cos 3\theta = 0$

13 $\tan\left(2\theta + \frac{1}{2}\pi\right) = 0$

14 $\sin\left(3\theta + \frac{1}{6}\pi\right) = \frac{1}{2}$

$$15 \quad \cos\left(2\theta + \frac{1}{2}\pi\right) = 0$$

$$16 \quad \tan\left(\frac{1}{2}\pi - 2\theta\right) = -1$$

$$17 \quad \tan 3\theta = \cot(-\theta)$$

$$18 \quad \cos 3\theta = \sin 2\theta$$

$$19 \quad \cos 3\theta = \sin\left(\frac{1}{2}\pi - \theta\right)$$

$$20 \quad \sin 2\theta = -\sin \theta$$

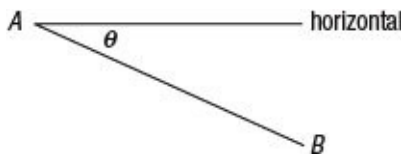


Key ideas

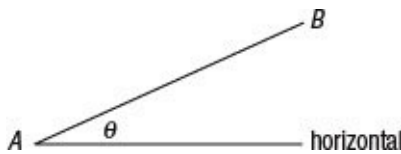
- The general solution in degrees of $\sin \theta^\circ = \sin \alpha^\circ$ is $\theta^\circ = 180n + (-1)^n \alpha^\circ$ (n is an integer).
 - The general solution in radians of $\sin \theta = \sin \alpha$ is $\theta = n\pi + (-1)^n \alpha$ (n is an integer).
 - The general solution in degrees of $\cos \theta^\circ = \cos \alpha^\circ$ is $\theta^\circ = 360n \pm \alpha^\circ$ (n is an integer).
 - The general solution in radians of $\cos \theta = \cos \alpha$ is $\theta = 2n\pi \pm \alpha$ (n is an integer).
 - The general solution in degrees of $\tan \theta^\circ = \tan \alpha^\circ$ is $\theta^\circ = 180n + \alpha^\circ$ (n is an integer).
 - The general solution in radians of $\tan \theta = \tan \alpha$ is $\theta = n\pi + \alpha$ (n is an integer).
-

Glossary

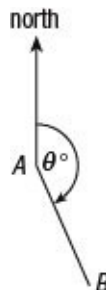
.....
angle of depression The angle of depression of B from A , where B is below A , is the angle θ that the line AB makes with the horizontal.



.....
angle of elevation The angle of elevation of B from A , where B is above A , is the angle θ that the line AB makes with the horizontal.

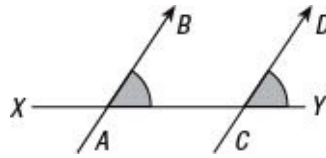


.....
bearing The bearing θ of B from A is the angle in degrees between north and the line AB , measured clockwise from the north. See figure below.



.....
corresponding angles When two parallel lines, AB and CD , are traversed by a line XY , the marked angles in the figure below are

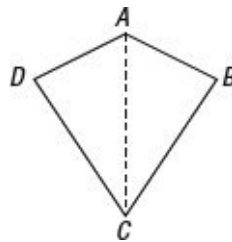
called corresponding angles, and are equal.



.....
isosceles triangle An isosceles triangle is a triangle with two equal sides. In the figure below, $AB = AC$.

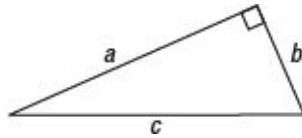


.....
kite A kite is a quadrilateral which has one line of reflective symmetry. In the figure below, $ABCD$ is a kite with AC as its axis of symmetry.



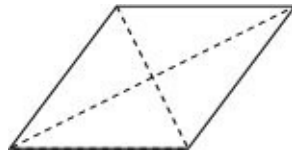
.....
periodic, period A periodic function $f(x)$ is a function with the property that there exists a number c such that $f(x) = f(x + c)$ for all values of x . The smallest such value of c is called the period of the function.

.....
Pythagoras's theorem Pythagoras's theorem states that in a right-angled triangle with sides a , b and c , where c is the hypotenuse, $c^2 = a^2 + b^2$.



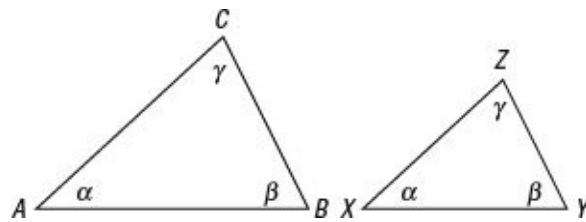
.....

rhombus A rhombus is a quadrilateral which has all four sides equal in length. In a rhombus, the diagonals cut at right angles, and bisect each other.



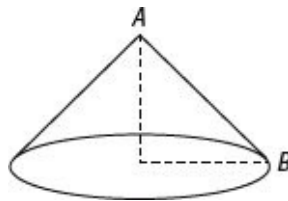
.....

similar triangles Two triangles which have equal angles are similar. The sides of similar triangles are proportional to each other. Triangles ABC and XYZ are similar, and $\frac{BC}{YZ} = \frac{CA}{ZX} = \frac{AB}{XY}$.



.....

slant height, of a cone The slant height of the cone is the length of the sloping edge AB .



Summary of trigonometric formulae

Relations between the ratios

$$\tan \theta = \frac{\sin \theta}{\cos \theta}$$

Pythagoras's equation

$$\sin^2 \theta + \cos^2 \theta = 1$$

$$1 + \tan^2 \theta = \sec^2 \theta$$

$$1 + \cot^2 \theta = \operatorname{cosec}^2 \theta$$

Relations for solving equations

$$\sin \theta^\circ = \sin(180 - \theta)^\circ$$

$$\cos \theta = \cos(-\theta)$$

$$\tan \theta^\circ = \tan(180 + \theta)^\circ$$

Solution of triangles

$$\Delta = \frac{1}{2}bc \sin A = \frac{1}{2}ca \sin B = \frac{1}{2}ab \sin C$$

$$\frac{\sin A}{a} = \frac{\sin B}{b} = \frac{\sin C}{c}$$

$$a^2 = b^2 + c^2 - 2bc \cos A$$

$$b^2 = c^2 + a^2 - 2ca \cos B$$

$$c^2 = a^2 + b^2 - 2ab \cos C$$

Compound angles

$$\sin(A + B) = \sin A \cos B + \cos A \sin B$$

$$\sin(A - B) = \sin A \cos B - \cos A \sin B$$

$$\cos(A + B) = \cos A \cos B - \sin A \sin B$$

$$\cos(A - B) = \cos A \cos B + \sin A \sin B$$

$$\tan(A+B) = \frac{\tan A + \tan B}{1 - \tan A \tan B}$$

$$\tan(A-B) = \frac{\tan A - \tan B}{1 + \tan A \tan B}$$

Multiple angles

$$\sin 2A = 2 \sin A \cos A$$

$$\cos 2A = \cos^2 A - \sin^2 A$$

$$\cos 2A = 2 \cos^2 A - 1$$

$$\cos 2A = 1 - 2 \sin^2 A$$

$$\tan 2A = \frac{2 \tan A}{1 - \tan^2 A}$$

Factor formulae

$$2 \sin A \cos B = \sin(A+B) + \sin(A-B)$$

$$2 \cos A \sin B = \sin(A+B) - \sin(A-B)$$

$$2 \cos A \cos B = \cos(A+B) + \cos(A-B)$$

$$2 \sin A \sin B = \cos(A-B) - \cos(A+B)$$

$$\sin C + \sin D = 2 \sin \frac{C+D}{2} \cos \frac{C-D}{2}$$

$$\sin C - \sin D = 2 \cos \frac{C+D}{2} \sin \frac{C-D}{2}$$

$$\cos C + \cos D = 2 \cos \frac{C+D}{2} \cos \frac{C-D}{2}$$

$$\cos C - \cos D = 2 \sin \frac{C+D}{2} \sin \frac{D-C}{2}$$

General solutions of equations

The general solution in degrees of the equation $\sin \theta^\circ = \sin \alpha^\circ$ is

$$\theta^\circ = 180n + (-1)^n \alpha^\circ \quad (n \text{ is an integer}).$$

The general solution in radians of the equation $\sin \theta = \sin \alpha$ is

$$\theta = n\pi + (-1)^n \alpha \quad (n \text{ is an integer}).$$

The general solution in degrees of the equation $\cos \theta^\circ = \cos \alpha^\circ$ is

$$\theta^\circ = 360n \pm \alpha^\circ \text{ (} n \text{ is an integer).}$$

The general solution in radians of the equation $\cos \theta = \cos \alpha$ is

$$\theta = 2n\pi \pm \alpha \text{ (} n \text{ is an integer).}$$

The general solution in degrees of the equation $\tan \theta^\circ = \tan \alpha^\circ$ is

$$\theta^\circ = 180n + \alpha^\circ \text{ (} n \text{ is an integer).}$$

The general solution in radians of the equation $\tan \theta = \tan \alpha$ is

$$\theta = n\pi + \alpha \text{ (} n \text{ is an integer).}$$

Radians

$$\pi \text{ rad} = 180 \text{ degrees}$$

Length of arc

$$s = r\theta$$

Area of circular sector

$$A = \frac{1}{2}r^2\theta$$

Radius of circumcircle

$$2R = \frac{a}{\sin A} = \frac{b}{\sin B} = \frac{c}{\sin C}$$

Radius of incircle

$$rs = \Delta$$

where $s = \frac{1}{2}(a + b + c)$.

Radius of ecircle

$$\Delta = r_A(s - a) = r_B(s - b) = r_C(s - c)$$

where $s = \frac{1}{2}(a + b + c)$.

Heron's formula for area of triangle

$$\Delta = \sqrt{s(s - a)(s - b)(s - c)}$$

where $s = \frac{1}{2}(a + b + c)$.

Answers

Answers involving lengths are given either correct to three significant figures or to three decimal places, whichever seems more appropriate. Answers for angles are usually given correct to two decimal places.

Exercise 1.1 (Section 1.4)

- 1 0.364
- 2 0.577
- 3 5729.578
- 4 0.852
- 5 1.881
- 6 0.009
- 7 18.88°
- 8 63.43°
- 9 80.72°
- 10 0.01°
- 11 45.00°
- 12 60.00°

Exercise 1.2 (Section 1.6)

- 1 8.36 m
- 2 038.66°
- 3 4.69 miles
- 4 19.54 m

- 5 126 m
- 6 21.3 m
- 7 53.01° , 36.99°
- 8 144 m
- 9 75.21°

Exercise 1.3 (Section 1.7)

- 1 68.20°
- 2 3.73 cm
- 3 2.51 cm
- 4 48.81°
- 5 11.59 cm
- 6 3.46 cm
- 7 8.06 cm
- 8 24.78°
- 9 63.86°
- 10 3.60 cm

Exercise 2.1 (Section 2.3)

- 1 66.42°
- 2 5.47 cm
- 3 2.25 cm
- 4 28.96°
- 5 3.37 cm
- 6 1.73 cm

- 7 6.85 cm
- 8 27.49°
- 9 60.61°
- 10 2.68 cm
- 11 0.994, 0.111
- 12 5.14 cm, 3.06 cm
- 13 36.87° , 53.13°
- 14 38.43°
- 15 9.32 km
- 16 4.82 cm
- 17 2.87 cm
- 18 7.19 km
- 19 38.42° , 51.58° , 7.40 cm

Exercise 2.2 (Section 2.7)

- 1 73.30°
- 2 6.66 cm
- 3 5.79 cm
- 4 48.81°
- 5 9.44 cm
- 6 2.1 cm
- 7 10.03 cm
- 8 67.38°
- 9 19.02°

- 10 5.38 cm
- 11 35.02°, 2.86 cm
- 12 44.20°
- 13 55.5 mm, 72.7 mm
- 14 30.50°, 59.50°
- 15 2.66 cm, 1.86 cm, 3.88 cm
- 16 44.12°, 389.8 mm
- 17 69.51°
- 18 14.7 km, 10.3 km
- 19 0.681 cm
- 20 $\frac{1}{2}x\sqrt{3}$ m, $\frac{1}{2}\sqrt{3}$, $\frac{1}{2}$
- 21 2.60 cm, 2.34 cm
- 22 3.59°
- 23 10.17 km, 11.70 km
- 24 328.17°, 17.1 km

Exercise 2.3 (Section 2.8)

- 1 10.05 cm
- 2 4.61 cm
- 3 145.42°
- 4 4.33 cm
- 5 10.91 km, 053.19°
- 6 85.06°
- 7 44.80 cm

8 8.58 cm

9 25.24 cm

10 13.20 cm

Exercise 3.1 (Section 3.4)

1 $68.20^\circ, 60.50^\circ$

2 $73.57^\circ, 78.22^\circ$

3 3.68 m

4 97.08°

5 35.26°

6 $12.72^\circ, 15.76^\circ$

7 54.74°

8 5.20 cm, 50.77°

9 56.31°

10 35.26°

Exercise 4.1 (Section 4.3)

1 0.766

2 -0.766

3 -0.940

4 0.985

5 -0.342

6 0.174

7 0

8 0

- 9** 3
- 10** 1
- 11** 1
- 12** 1
- 13** 2
- 14** 4
- 15** 1
- 16** 0
- 17** 0
- 18** -1
- 19** -1
- 20** 1

Exercise 4.2 (Section 4.6)

- 1** -1.732
- 2** -0.577
- 3** 0.364
- 4** -5.671
- 6** 0.213
- 7** -0.176

Exercise 5.1 (Section 5.2)

- 1** $17.46^\circ, 162.54^\circ$
- 2** $26.74^\circ, 153.26^\circ$
- 3** $0^\circ, 180^\circ, 360^\circ$

- 4** 90°
- 5** 270°
- 6** $185.74^\circ, 354.26^\circ$
- 7** $206.74^\circ, 333.26^\circ$
- 8** $210^\circ, 330^\circ$
- 9** $-171.37^\circ, -8.63^\circ$
- 10** $-150^\circ, -30^\circ$
- 11** $-180^\circ, 0^\circ, 180^\circ$
- 12** 90°
- 13** -90°
- 14** $64.16^\circ, 115.84^\circ$
- 15** $-115.84^\circ, -64.16^\circ$
- 16** $-130.00^\circ, -50.00^\circ$
- 17** $15^\circ, 75^\circ, 195^\circ, 255^\circ$
- 18** $13.37^\circ, 76.63^\circ, 193.37^\circ, 256.63^\circ$
- 19** $0^\circ, 60^\circ, 120^\circ, 180^\circ, 240^\circ, 300^\circ, 360^\circ$
- 20** $135^\circ, 315^\circ$
- 21** $60^\circ, 300^\circ$
- 22** 180°
- 23** $70^\circ, 110^\circ, 190^\circ, 230^\circ, 310^\circ, 350^\circ$
- 24** $20.91^\circ, 69.09^\circ, 200.91^\circ, 249.09^\circ$
- 25** 1.62 hours
- 26** About 122 days

Exercise 5.2 (Section 5.4)

- 1 $109.47^\circ, 250.53^\circ$
- 2 $63.43^\circ, 243.43^\circ$
- 3 $41.41^\circ, 318.59^\circ$
- 4 $153.43^\circ, 333.43^\circ$
- 5 $30^\circ, 150^\circ, 210^\circ, 330^\circ$
- 6 $22.5^\circ, 112.5^\circ, 202.5^\circ, 292.5^\circ$
- 7 203.07°
- 8 143.18°
- 9 $70.00^\circ, 110.00^\circ, 250.00^\circ, 290.00^\circ$
- 10 $87.14^\circ, 177.14^\circ, 267.14^\circ, 357.14^\circ$
- 11 $-126.27^\circ, -53.73^\circ, 53.73^\circ, 126.27^\circ$
- 12 $-103.28^\circ, -13.28^\circ, 76.72^\circ, 166.72^\circ$
- 13 $-168.21^\circ, -101.79^\circ, 11.79^\circ, 78.21^\circ$
- 14 $-90^\circ, 90^\circ$
- 15 $-90^\circ, 30^\circ, 150^\circ$
- 16 -45°
- 17 4.14 pm and 7.46 pm

Exercise 6.1 (Section 6.4)

These answers are given in alphabetical order.

- 1 15.82 cm, 14.73 cm, 94.22 cm^2
- 2 20.29 cm, 30.36 cm, 152.22 cm^2
- 3 7.18 mm, 6.50 mm, 18.32 mm^2

- 4 5.59 cm, 7.88 cm, 22.00 cm²
- 5 23.06 cm, 17.32 cm, 192.88 cm²
- 6 $C = 28.93^\circ$, $A = 126.07^\circ$, $a = 58.15$ cm or $C = 151.07^\circ$, $A = 3.93^\circ$, $a = 4.93$ cm
- 7 $C = 51.31^\circ$, $A = 88.69^\circ$, $a = 109.26$ cm or $C = 128.69^\circ$, $A = 11.31^\circ$, $a = 21.43$ cm
- 8 $A = 61.28^\circ$, $B = 52.72^\circ$, $b = 87.10$ cm
- 9 $A = 35.00^\circ$, $B = 115.55^\circ$, $b = 143.13$ cm or $A = 145.00^\circ$, $B = 5.55^\circ$, $b = 15.35$ cm

Exercise 6.2 (Section 6.5)

- 1 37.77 cm
- 2 5.30 cm
- 3 54.73 cm
- 4 25.9 cm
- 5 2.11 cm
- 6 7.97 cm
- 7 28.96°, 46.57°, 104.48°
- 8 40.11°, 57.90°, 81.99°
- 9 62.19°, 44.44°, 73.37°
- 10 28.91°, 31.99°, 119.10°
- 11 106.23°
- 12 43.84°
- 13 The cosine of the largest angle is -1 and the largest angle is 180° – this triangle is impossible to draw; the longest side is longer than the sum of the other two sides.

- 14 5.93 km
- 15 52.01° , 88.05° , 39.93°
- 16 45.17° , 59.60° , 7.25 cm
- 17 56.09°
- 18 16.35 m, 13.62 m
- 19 41.04°
- 20 Two triangles. 66.82° , 63.18° and 29.13 cm 16.82° , 113.18° and 9.44° cm
- 21 98.34 m
- 22 5.71 m, 6.08 m
- 23 3.09 mm
- 24 7.98 cm, 26.32° and 29.93°
- 25 3.81 cm, 4.20 cm, 7.81 cm^2
- 26 4.51 hours
- 27 4.41 km
- 28 0.305 m^2
- 29 49.46° , 58.75°

Exercise 6.3 (Section 6.10)

- 1 15.2 m
- 2 546 m
- 3 276 m
- 4 192 m
- 5 889 m
- 6 1.26 km

- 7 3700 m
- 8 2.23 km
- 9 2.88 km
- 10 2.17 km
- 11 500 m
- 12 3.64 km, 315°, 5.15 km
- 13 72.9 m, 51.1 m
- 14 1.246 km
- 15 189 m
- 16 63.7 m
- 17 3470 m, 7270 m

Exercise 7.1 (Section 7.5)

- 1 60°
- 2 15°
- 3 270°
- 4 120°
- 5 135°
- 6 720°
- 7 0.588
- 8 0.924
- 9 0.309
- 10 0.383
- 11 0.966

- 12 0.5
- 13 13.41°
- 14 $\frac{1}{12}\pi$ rad
- 15 $\frac{2}{5}\pi$ rad
- 16 $\frac{11}{30}\pi$ rad
- 17 $\frac{7}{12}\pi$ rad
- 18 4.75 rad
- 19 1.12 cm
- 20 6.72 cm^2
- 21 1.6 rad
- 22 0.611 rad, 35.01°
- 23 $\frac{1}{4}\pi$ rad, $\frac{1}{3}\pi$ rad and $\frac{5}{12}\pi$ rad
- 24 23.18 cm^2 and 55.36 cm^2
- 25 2.90 cm^2
- 26 3.03 cm^2

Exercise 8.1 (Section 8.2)

- 1 -0.5735
- 2 ± 3.180
- 3 ± 1.077
- 4 $\frac{k}{\sqrt{k^2-1}}$
- 5 $-\sqrt{1+t^2}, -\frac{1}{\sqrt{1+t^2}}, \frac{t}{\sqrt{1+t^2}}$
- 6 $\frac{1}{\sqrt{s^2-1}}, \frac{\sqrt{s^2-1}}{s}$

- 7 $-120^\circ, -60^\circ, 60^\circ, 120^\circ$
- 8 $-135^\circ, -45^\circ, 45^\circ, 135^\circ$
- 9 $-180^\circ, 0^\circ, 30^\circ, 150^\circ, 180^\circ$
- 10 $-180^\circ, 0^\circ, 180^\circ$
- 11 $38.17^\circ, 141.83^\circ$
- 12 $-116.57^\circ, 63.43^\circ$
- 13 $-153.43^\circ, -26.57^\circ, 26.57^\circ, 153.43^\circ$
- 14 $-75.52^\circ, 0^\circ, 75.52^\circ$
- 15 $-60^\circ, 30^\circ, 60^\circ, 150^\circ$

Exercise 9.1 (Section 9.5)

- 1 0.663, -0.749
- 2 $\frac{\sqrt{6}-\sqrt{2}}{4}, \frac{\sqrt{6}-\sqrt{2}}{4}$
- 3 Expanding gives $\sin(90 - \theta)^\circ = \sin 90^\circ \cos \theta^\circ - \cos 90^\circ \sin \theta^\circ = 1 \times \cos \theta^\circ - 0 \times \sin \theta^\circ = \cos \theta^\circ$
- 4 -0.997
- 5 0.894, 1.999
- 6 $\frac{3+\sqrt{3}}{3-\sqrt{3}}$ or $\frac{\sqrt{3}+1}{\sqrt{3}-1}$ or $2+\sqrt{3}$
- 7 $\frac{40}{13} \approx 3.077, \frac{20}{37} \approx 0.541$
- 8 Using Equation 6, $\tan(180 - \theta)^\circ = \frac{\tan 180^\circ - \tan \theta^\circ}{1 + \tan 180^\circ \tan \theta^\circ} = \frac{0 - \tan \theta^\circ}{1 + 0 \times \tan \theta^\circ} = -\tan \theta^\circ$
- 9 $\sin 34^\circ = 0.56$
- 10 $\cos 61^\circ = 0.48$

11 $\tan 68^\circ = 2.48$

12 $\tan 39^\circ = 0.81$

Exercise 9.2 (Section 9.6)

1 $\frac{24}{25}, \frac{7}{25}, \frac{24}{7}$

2 $-\frac{24}{25}, \frac{7}{25}, -\frac{24}{7}$

3 0.484, 0.875, 0.553

4 1, 0

5 0.992, -0.129

6 -0.992, -0.129

7 $\sin 72^\circ = 0.951$, $\cos 72^\circ = 0.309$

8 0.5, -0.5

9 Use Equation 16, $\cos \theta = 1 - 2 \sin^2 \frac{1}{2} \theta$, to get $\sin^2 \frac{1}{2} \theta = \frac{1 - \cos \theta}{2}$ and the result follows. Use Equation 15, $\cos \theta = 2 \cos^2 \frac{1}{2} \theta - 1$, to get $\cos^2 \frac{1}{2} \theta = \frac{1 + \cos \theta}{2}$ and the result follows.

10 $\pm \frac{1}{2}, \pm \frac{1}{2} \sqrt{3}$

11 ± 0.6

12 $\tan 20^\circ = 0.364$

Exercise 9.3 (Section 9.7)

In the solutions to the identities, the reason for each step is given by placing an Equation number from [Chapter 9](#) in bold-faced type in brackets. Where no reason is given, either an algebraic simplification or the use of $\sin^2 A + \cos^2 A = 1$ is involved.

1 LHS = $\sin(A + B) + \sin(A - B)$
= $\sin A \cos B + \cos A \sin B + \sin A \cos B - \cos A \sin B$ (1 & 2)
= $2 \sin A \cos B = \text{RHS}$

$$\begin{aligned}
2 \quad \text{LHS} &= \cos(A+B) + \cos(A-B) \\
&= \cos A \cos B - \sin A \sin B + \cos A \cos B + \sin A \sin B \text{ (3 \& 4)} \\
&= 2 \cos A \cos B = \text{RHS}
\end{aligned}$$

$$\begin{aligned}
3 \quad \text{LHS} &= \frac{\cos 2A}{\cos A + \sin A} \\
&= \frac{\cos^2 A - \sin^2 A}{\cos A + \sin A} \text{ (9)} \\
&= \frac{(\cos A + \sin A)(\cos A - \sin A)}{\cos A + \sin A} \\
&= \cos A - \sin A = \text{RHS}
\end{aligned}$$

$$\begin{aligned}
4 \quad \text{LHS} &= \sin 3A = \sin(2A + A) \\
&= \sin 2A \cos A + \cos 2A \sin A \text{ (1)} \\
&= 2 \sin A \cos A \times \cos A + (1 - 2 \sin^2 A) \times \sin A \text{ (7 \& 11)} \\
&= 2 \sin A \cos^2 A + \sin A - 2 \sin^3 A \\
&= 2 \sin A (1 - \sin^2 A) + \sin A - 2 \sin^3 A \\
&= 3 \sin A - 4 \sin^3 A = \text{RHS}
\end{aligned}$$

$$\begin{aligned}
5 \quad \text{LHS} &= \frac{\sin A}{\cos A} + \frac{\cos A}{\sin A} \\
&= \frac{\sin^2 A + \cos^2 A}{\sin A \cos A} \\
&= \frac{1}{\sin A \cos A} = \frac{2}{2 \sin A \cos A} \\
&= \frac{2}{\sin 2A} \text{ (7)} = \text{RHS}
\end{aligned}$$

$$\begin{aligned}
6 \quad \text{LHS} &= \frac{1}{\sin \theta} + \frac{\cos \theta}{\sin \theta} \\
&= \frac{1 + \cos \theta}{\sin \theta} \\
&= \frac{2 \cos^2 \frac{1}{2} \theta}{2 \sin \frac{1}{2} \theta \cos \frac{1}{2} \theta} \text{ (12 \& 8)} \\
&= \frac{\cos \frac{1}{2} \theta}{\sin \frac{1}{2} \theta} = \text{RHS}
\end{aligned}$$

$$\begin{aligned}
7 \quad \text{LHS} &= \frac{\sin\theta}{\sin\phi} + \frac{\cos\theta}{\cos\phi} \\
&= \frac{\sin\theta \cos\phi + \sin\phi \cos\theta}{\sin\phi \cos\phi} \\
&= \frac{\sin(\theta + \phi)}{\frac{1}{2} \times 2 \sin\phi \cos\phi} \quad (1) \\
&= \frac{2 \sin(\theta + \phi)}{\sin 2\phi} \quad (7) = \text{RHS}
\end{aligned}$$

Exercise 9.4 (Section 9.8)

- 1 $-90^\circ, 30^\circ, 90^\circ, 150^\circ$
- 2 $-150^\circ, -30^\circ, 30^\circ, 150^\circ$
- 3 $-148.28^\circ, -58.28^\circ, 31.72^\circ, 121.72^\circ$
- 4 $-165^\circ, -105^\circ, 15^\circ, 75^\circ$
- 5 $-157.5^\circ, -67.5^\circ, 22.5^\circ, 112.5^\circ$
- 6 $-150^\circ, -30^\circ, 30^\circ, 150^\circ$
- 7 $-120^\circ, 0^\circ, 120^\circ$
- 8 $0^\circ, \pm 60^\circ, \pm 120^\circ, \pm 180^\circ$
- 9 $\pm 30^\circ, \pm 90^\circ, \pm 150^\circ$
- 10 $-157.5^\circ, -67.5^\circ, 22.5^\circ, 112.5^\circ$

Exercise 10.1 (Section 10.2)

- 1 $\sqrt{2} \sin(x + 45)^\circ$
- 2 $13 \sin(x + 67.38)^\circ$
- 3 $\sqrt{29} \sin(x + 21.80)^\circ$
- 4 $\sqrt{2} \sin(x + 135)^\circ$
- 5 $\sqrt{10} \sin(x + 288.43)^\circ$

6 $\sqrt{10} \sin(x + 108.43)^\circ$

7 $\sqrt{2} \cos(x + \frac{7}{4}\pi)$

8 $\sqrt{2} \cos(x - \frac{1}{4}\pi)$

9 $\sqrt{2} \sin(x - \frac{7}{4}\pi)$

10 Both functions have the form $R \sin(x + a)$ with $R = \sqrt{50}$. This means that in both cases the maximum value is $\sqrt{50}$.

Exercise 10.2 (Section 10.3)

1 $0^\circ, 90^\circ, 360^\circ$

2 $90^\circ, 330^\circ$

3 $40.21^\circ, 252.41^\circ$

4 $45.24^\circ, 180^\circ$

5 $159.24^\circ, 283.13^\circ$

6 $45^\circ, 90^\circ, 225^\circ, 270^\circ$

7 $-180^\circ, -90^\circ, 180^\circ$

8 $-180^\circ, -60^\circ, 180^\circ$

9 $-69.20^\circ, 32.33^\circ$

10 $-157.38^\circ, -90^\circ$

11 $289.59^\circ, 349.20^\circ$

12 $-135^\circ, -75^\circ, 45^\circ, 105^\circ$

13 $\sqrt{5}$ at $x = 116.57^\circ$, $-\sqrt{5}$ at $x = -63.43^\circ$

14 5 at $x = -53.13^\circ$, -5 at $x = 126.87^\circ$

15 2 at $x = -15^\circ$ and 165° , -2 at $x = -105^\circ$ and 75°

16 $\sqrt{2}$ at $x = -22.5^\circ$ and 157.5° , $-\sqrt{2}$ at $x = -112.5^\circ$ and 67.5°

17 7 at $x = 36.87^\circ$, -3 at $x = -143.13^\circ$

18 4.732 at $x = -17.63^\circ$ and 162.37° , 1.268 at $x = -107.63^\circ$ and 72.37°

Exercise 11.1 (Section 11.1)

1 $\frac{1}{2}(\sin 4\theta + \sin 2\theta)$

2 $\frac{1}{2}(\sin 80^\circ - \sin 10^\circ)$

3 $\frac{1}{2}(\cos 80^\circ + \cos 20^\circ)$

4 $\frac{1}{2}(\sin 8\theta - \sin 2\theta)$

5 $\frac{1}{2}(\cos 3(C + D) + \cos(C - D))$

6 $\frac{1}{2}(\sin 90^\circ - \sin 30^\circ) = \frac{1}{4}$

7 $\cos 2A - \cos 4A$

8 $\frac{1}{2}(\sin 6C - \sin 10D)$

9 $2 \cos C \sin D = \sin(C + D) - \sin(C - D)$

10 $2 \cos C \cos B = \cos(C + B) + \cos(C - B)$

Exercise 11.2 (Section 11.2)

1 $2 \sin 3A \cos A$

2 $2 \cos 3A \sin 2A$

3 $-2 \sin 3\theta \sin \theta$

4 $2 \sin 3A \sin 2A$

5 $2 \cos 41^\circ \cos 6^\circ$

6 $2 \cos 36^\circ \sin 13^\circ$

7 $\cot 15^\circ$

8 $-\cot\left(\frac{\alpha - \beta}{2}\right)$

9 $\tan \theta$

10 $\tan 2\theta$

11 $0^\circ, 120^\circ, 240^\circ, 360^\circ$

12 $0^\circ, 120^\circ, 180^\circ, 240^\circ, 360^\circ$

13 $0^\circ, 90^\circ, 120^\circ, 180^\circ, 240^\circ, 270^\circ, 360^\circ$

14 $45^\circ, 135^\circ, 180^\circ, 225^\circ, 315^\circ$

15 $\text{LHS} = \sin A + \sin B + \sin C$
 $= (\sin A + \sin B) + \sin(A + B)$
 $= 2 \sin \frac{1}{2}(A + B) \cos \frac{1}{2}(A - B) + 2 \sin \frac{1}{2}(A + B) \cos \frac{1}{2}(A + B)$
 $= 2 \sin \frac{1}{2}(A + B) (\cos \frac{1}{2}(A - B) + \cos \frac{1}{2}(A + B))$
 $= 2 \cos \frac{1}{2}C (2 \cos \frac{1}{2}A \cos \frac{1}{2}B)$
 $= 4 \cos \frac{1}{2}A \cos \frac{1}{2}B \cos \frac{1}{2}C = \text{RHS}$

16 $\text{LHS} = \sin A + \sin B - \sin C$
 $= (\sin A + \sin B) - \sin(A + B)$
 $= 2 \sin \frac{1}{2}(A + B) \cos \frac{1}{2}(A - B) - 2 \sin \frac{1}{2}(A + B) \cos \frac{1}{2}(A + B)$
 $= 2 \sin \frac{1}{2}(A + B) (\cos \frac{1}{2}(A - B) - \cos \frac{1}{2}(A + B))$
 $= 2 \cos \frac{1}{2}C (2 \sin \frac{1}{2}A \sin \frac{1}{2}B)$
 $= 4 \sin \frac{1}{2}A \sin \frac{1}{2}B \cos \frac{1}{2}C = \text{RHS}$

17 $\text{LHS} = \cos A + \cos B + \cos C - 1$
 $= (\cos A + \cos B) + (\cos C - 1)$
 $= 2 \cos \frac{1}{2}(A + B) \cos \frac{1}{2}(A - B) - 2 \sin^2 \frac{1}{2}C$
 $= 2 \sin \frac{1}{2}C (\cos \frac{1}{2}(A - B) - \sin \frac{1}{2}C)$
 $= 2 \sin \frac{1}{2}C (\cos \frac{1}{2}(A - B) - \cos \frac{1}{2}(A + B))$
 $= 2 \sin \frac{1}{2}C (2 \sin \frac{1}{2}A \sin \frac{1}{2}B)$
 $= 4 \sin \frac{1}{2}A \sin \frac{1}{2}B \sin \frac{1}{2}C = \text{RHS}$

Exercise 12.1 (Section 12.1)

1 10 cm

$$2 \frac{8}{\sqrt{15}} \text{ cm}$$

$$3 \sqrt{\frac{20}{\sin 50^\circ \sin 60^\circ \sin 70^\circ}} \text{ cm}$$

$$\begin{aligned} 4 \quad \text{RHS} &= b \cos C + c \cos B \\ &= 2R \sin B \cos C + 2R \sin C \cos B \\ &= 2R(\sin B \cos C + \sin C \cos B) \\ &= 2R(\sin(B + C)) \\ &= 2R \sin A = a = \text{LHS} \end{aligned}$$

$$\begin{aligned} 5 \quad \text{LHS} &= s \\ &= \frac{1}{2}(a + b + c) \\ &= R(\sin A + \sin B + \sin C) \\ &= R\left(2 \sin \frac{1}{2} A \cos \frac{1}{2} A + (\sin B + \sin C)\right) \\ &= R\left(2 \sin \frac{1}{2} A \cos \frac{1}{2} A + 2 \sin \frac{1}{2}(B + C) \cos \frac{1}{2}(B - C)\right) \\ &= 2R\left(\sin \frac{1}{2} A \cos \frac{1}{2} A + \cos \frac{1}{2} A \cos \frac{1}{2}(B - C)\right) \\ &= 2R \cos \frac{1}{2} A \left(\sin \frac{1}{2} A + \cos \frac{1}{2}(B - C)\right) \\ &= 2R \cos \frac{1}{2} A \left(\cos \frac{1}{2}(B + C) + \cos \frac{1}{2}(B - C)\right) \\ &= 2R \cos \frac{1}{2} A \left(2 \cos \frac{1}{2} B \cos \frac{1}{2} C\right) \\ &= 4R \cos \frac{1}{2} A \cos \frac{1}{2} B \cos \frac{1}{2} C = \text{RHS} \end{aligned}$$

Exercise 12.2 (Section 12.4)

$$1 \quad \frac{3}{4}\sqrt{15} \text{ cm}^2, \frac{1}{6}\sqrt{15} \text{ cm}, \frac{3}{10}\sqrt{15} \text{ cm}, \frac{1}{2}\sqrt{15} \text{ cm}, \frac{3}{2}\sqrt{15} \text{ cm}$$

$$2 \quad \frac{6\sqrt{3}}{7 + \sqrt{13}} = \frac{\sqrt{3}(7 - \sqrt{13})}{6} \text{ cm}$$

3 Using Equations 3 and 4:

$$\begin{aligned} \text{LHS} &= r r_A r_B r_C \\ &= \frac{\Delta}{s} \times \frac{\Delta}{s-a} \times \frac{\Delta}{s-b} \times \frac{\Delta}{s-c} \\ &= \frac{\Delta^4}{\Delta^2} = \Delta^2 = \text{RHS} \end{aligned}$$

$$\begin{aligned}
4 \quad \text{LHS} &= \frac{\Delta}{s} \\
&= \frac{\frac{1}{2}ab \sin C}{\frac{1}{2}(a+b+c)} \\
&= \frac{2R \sin A \times 2R \sin B \times \sin C}{2R \sin A + 2R \sin B + 2R \sin C} \\
&= 2R \frac{\sin A \sin B \sin C}{\sin A + \sin B + \sin C} \\
&= 2R \frac{2 \sin \frac{1}{2}A \cos \frac{1}{2}A \times 2 \sin \frac{1}{2}B \cos \frac{1}{2}B \times 2 \sin \frac{1}{2}C \cos \frac{1}{2}C}{2 \sin \frac{1}{2}(A+B) \cos \frac{1}{2}(A-B) + 2 \sin \frac{1}{2}C \cos \frac{1}{2}C} \\
&= 2R \frac{8 \sin \frac{1}{2}A \cos \frac{1}{2}A \sin \frac{1}{2}B \cos \frac{1}{2}B \sin \frac{1}{2}C \cos \frac{1}{2}C}{2 \cos \frac{1}{2}C (\cos \frac{1}{2}(A-B) + \sin \frac{1}{2}C)} \\
&= 8R \frac{\sin \frac{1}{2}A \cos \frac{1}{2}A \sin \frac{1}{2}B \cos \frac{1}{2}B \sin \frac{1}{2}C}{\cos \frac{1}{2}(A-B) + \cos \frac{1}{2}(A+B)} \\
&= 8R \frac{\sin \frac{1}{2}A \cos \frac{1}{2}A \sin \frac{1}{2}B \cos \frac{1}{2}B \sin \frac{1}{2}C}{2 \cos \frac{1}{2}A \cos \frac{1}{2}B} \\
&= 4R \sin \frac{1}{2}A \sin \frac{1}{2}B \sin \frac{1}{2}C = \text{RHS}
\end{aligned}$$

$$\begin{aligned}
5 \quad \text{LHS} &= \frac{\Delta}{s-c} \\
&= \frac{\frac{1}{2}ab \sin C}{\frac{1}{2}(a+b-c)} \\
&= \frac{2R \sin A \times 2R \sin B \times \sin C}{2R \sin A + 2R \sin B - 2R \sin C} \\
&= 2R \frac{\sin A \sin B \sin C}{\sin A + \sin B - \sin C} \\
&= 2R \frac{2 \sin \frac{1}{2}A \cos \frac{1}{2}A \times 2 \sin \frac{1}{2}B \cos \frac{1}{2}B \times 2 \sin \frac{1}{2}C \cos \frac{1}{2}C}{2 \sin \frac{1}{2}(A+B) \cos \frac{1}{2}(A-B) - 2 \sin \frac{1}{2}C \cos \frac{1}{2}C} \\
&= 2R \frac{8 \sin \frac{1}{2}A \cos \frac{1}{2}A \sin \frac{1}{2}B \cos \frac{1}{2}B \sin \frac{1}{2}C \cos \frac{1}{2}C}{2 \cos \frac{1}{2}C (\cos \frac{1}{2}(A-B) - \sin \frac{1}{2}C)} \\
&= 8R \frac{\sin \frac{1}{2}A \cos \frac{1}{2}A \sin \frac{1}{2}B \cos \frac{1}{2}B \sin \frac{1}{2}C}{\cos \frac{1}{2}(A-B) - \cos \frac{1}{2}(A+B)} \\
&= 8R \frac{\sin \frac{1}{2}A \cos \frac{1}{2}A \sin \frac{1}{2}B \cos \frac{1}{2}B \sin \frac{1}{2}C}{2 \sin \frac{1}{2}A \sin \frac{1}{2}B} \\
&= 4R \cos \frac{1}{2}A \cos \frac{1}{2}B \sin \frac{1}{2}C = \text{RHS}
\end{aligned}$$

$$6 \quad \cos \frac{1}{2}A = \sqrt{\frac{s(s-a)}{bc}}; \quad \tan \frac{1}{2}A = \sqrt{\frac{(s-b)(s-c)}{s(s-a)}}$$

$$\begin{aligned} 7 \quad \text{RHS} &= \frac{b-c}{b+c} \cot \frac{1}{2}A \\ &= \frac{2R \sin B - 2R \sin C}{2R \sin B + 2R \sin C} \times \frac{\cos \frac{1}{2}A}{\sin \frac{1}{2}A} \\ &= \frac{\sin B - \sin C}{\sin B + \sin C} \times \frac{\cos \frac{1}{2}A}{\sin \frac{1}{2}A} \\ &= \frac{2 \cos \frac{1}{2}(B+C) \sin \frac{1}{2}(B-C)}{2 \sin \frac{1}{2}(B+C) \cos \frac{1}{2}(B-C)} \times \frac{\cos \frac{1}{2}A}{\sin \frac{1}{2}A} \\ &= \frac{\sin \frac{1}{2}A \sin \frac{1}{2}(B-C)}{\cos \frac{1}{2}A \cos \frac{1}{2}(B-C)} \times \frac{\cos \frac{1}{2}A}{\sin \frac{1}{2}A} \\ &= \frac{\sin \frac{1}{2}(B-C)}{\cos \frac{1}{2}(B-C)} \\ &= \tan \frac{1}{2}(B-C) = \text{LHS} \end{aligned}$$

$$\begin{aligned} 8 \quad \text{RHS} &= (s-a) \times \sqrt{\frac{(s-b)(s-c)}{s(s-a)}} \\ &= \sqrt{\frac{(s-a)(s-b)(s-c)}{s}} \\ &= \frac{1}{s} \sqrt{s(s-a)(s-b)(s-c)} \\ &= \frac{\Delta}{s} \\ &= r = \text{LHS} \end{aligned}$$

Exercise 13 (Section 13.3)

In all the answers to this exercise, n and m are integers. It is possible that your answer might take a different form from the one given and still be correct.

1 $180n + (-1)^n 60$

2 $360n \pm 60$

3 $180n - 45$

4 $180m$ or $180m + 120$

- 5 $120n \pm 60$
- 6 $60n - 10$
- 7 $180n$
- 8 $72n$
- 9 $180m$ or $90m + 45$
- 10 $(4m + 1)45$ or $(4m + 1)22\frac{1}{2}$
- 11 $\frac{1}{2}n\pi - \frac{1}{12}(-1)^n\pi$
- 12 $\frac{2}{3}n\pi \pm \frac{1}{6}\pi$
- 13 $\frac{1}{2}n\pi - \frac{1}{4}\pi$
- 14 $\frac{2}{3}m\pi$ or $\frac{1}{3}(2m + 1)\pi - \frac{1}{9}\pi$
- 15 $n\pi$ or $n\pi - \pi\frac{1}{2}$
- 16 $-\frac{1}{2}n\pi + \frac{3}{8}\pi$
- 17 $\frac{1}{2}n\pi + \frac{1}{4}\pi$
- 18 $\frac{1}{10}(4n + 1)\pi$ or $\frac{1}{2}(4n - 1)\pi$
- 19 $\frac{1}{2}n\pi$
- 20 $\frac{2}{3}m\pi$ or $(2m + 1)\pi$

First published in Great Britain in 1992 by Hodder Education. An Hachette UK company.

First published in US in 1992 by The McGraw-Hill Companies, Inc.

This edition published 2013 by Hodder & Stoughton. An Hachette UK company.

Copyright © 1970, 1991, 1998, 2003, Paul Abbott and Hugh Neill

The right of Paul Abbott and Hugh Neill to be identified as the Author of the Work has been asserted by them in accordance with the Copyright, Designs and Patents Act 1988.

Database right Hodder & Stoughton Ltd (makers)

The *Teach Yourself* name is a registered trademark of Hachette UK.

All rights reserved. No part of this publication may be reproduced, stored in a retrieval system or transmitted in any form or by any means, electronic, mechanical, photocopying, recording or otherwise, without the prior written permission of the publisher, or as expressly permitted by law, or under terms agreed with the appropriate reprographic rights organization. Enquiries concerning reproduction outside the scope of the above should be sent to the Rights Department, Hodder & Stoughton, at the address below.

You must not circulate this book in any other binding or cover and you must impose this same condition on any acquirer.

British Library Cataloguing in Publication Data: a catalogue record for this title is available from the British Library.

Library of Congress Catalog Card Number: on file.

10 9 8 7 6 5 4 3 2 1

The publisher has used its best endeavours to ensure that any website addresses referred to in this book are correct and active at the time of going to press.

However, the publisher and the author have no responsibility for the websites and can make no guarantee that a site will remain live or that the content will remain relevant, decent or appropriate.

The publisher has made every effort to mark as such all words which it believes to be trademarks. The publisher should also like to make it clear that the presence of a word in the book, whether marked or unmarked, in no way affects its legal status as a trademark.

Every reasonable effort has been made by the publisher to trace the copyright holders of material in this book. Any errors or omissions should be notified in

writing to the publisher, who will endeavour to rectify the situation for any reprints and future editions.

Cover image © Yuriy Bel'mesov – Shutterstock.

Hodder & Stoughton policy is to use papers that are natural, renewable and recyclable products and made from wood grown in sustainable forests. The logging and manufacturing processes are expected to conform to the environmental regulations of the country of origin.

Hodder & Stoughton Ltd

338 Euston Road

London NW1 3BH

www.hodder.co.uk