

The American Sign Language Handshape Dictionary

Richard A. Tennant
Marianne Gluszk Brown

- Illustrations of More Than 1,000 Signs
Arranged by Shape for Easy
Identification
- Introduction on Deaf Culture and
ASL Structure
- Complete Index of
English Vocabulary
for ASL Signs



Illustrations by Valerie Nelson-Merley



The American Sign Language Handshape Dictionary



Richard A. Tennant
Marianne Gluszak Brown



Illustrated by
Valerie Nelson-Metlay



Clerc Books
Gallaudet University Press
Washington, D.C.

Clerc Books

An imprint of Gallaudet University Press
Washington, DC 20002

© 1998 by Gallaudet University.

All rights reserved. Published 1998. Second printing 1999

Printed in Korea

Library of Congress Cataloging-in-Publication Data

Tennant, Richard A.

The American Sign Language Handshape Dictionary / Richard A.

Tennant, Marianne Gluszak Brown ; illustrated by Valerie Nelson-Metlay

p. cm.

Includes index.

ISBN 1-56368-043-2

I. American Sign Language—Dictionaries. I. Brown, Marianne Gluszak.

II. Title.

HV2475.T46 1998

419—dc21

97-48389

CIP

Design and Production

Victory Productions, Inc.

Design: Victoria Porras

Cover Design: Victoria Porras & Karin Daigle

Production: Karin Daigle

∞The paper used in this publication meets the minimum requirements of American National Standard for Information Sciences—Permanence of Paper for Printed Library Materials, ANSI Z39.48-1984.

This work is dedicated to those who struggle to learn to communicate with others, and to those teachers who devote themselves to bringing these desires to fruition.

R. T.

To the Deaf community that has nurtured me since birth, and to all who seek to understand the beauty of American Sign Language.

M. G. B.

This page intentionally left blank

Contents



Preface

7



Introduction

9



How to Use This Dictionary

24



One-Hand Signs

39



Two-Hand Signs

151



Index of English Glosses

371



Acknowledgments

419

This page intentionally left blank



Preface

The American Sign Language Handshape Dictionary departs from most sign language dictionaries in that it is organized by the various shapes of the hands used to form signs rather than in English alphabetical word order. This unique format allows users to search for a sign that they recognize but whose meaning they have forgotten or for the meaning of a new sign they have seen for the very first time.

The American Sign Language Handshape Dictionary will be especially helpful to new sign language students, and it will be a handy reference for people who know some signs but want to increase their vocabulary. The dictionary will also be valuable to Deaf people who want to know the various English words that are used to signify the same concept conveyed in a particular sign. Finally, the Index of English Glosses provides an English to American Sign Language (ASL) listing of all the signs in the book so that new signers can look up a word in English to learn the conceptually correct sign to use to express a specific idea. This dual-language feature enables users to go from ASL to English or English to ASL easily and quickly.

This page intentionally left blank



Introduction

American Sign Language (ASL) is a visual/gestural language. It is a *natural* language, meaning that it has developed naturally over time by its users, Deaf people. ASL has all of the features of any language; that is, it is a rule-governed system using symbols to represent meaning. In ASL, the symbols are specific hand movements and configurations that are modified by facial expressions to convey meaning. These gestures or symbols are called *signs*.

Contrary to common belief, ASL is not derived from any spoken language, nor is it a visual code representing English. It is a unique and distinct language, one that does not depend on speech or sound. ASL has its own grammar, sentence construction, idiomatic usage, slang, style, and regional variations—the characteristics that define any language.

American Sign Language is the shared language that unites Deaf people in what is known as the Deaf community. *Deaf* with a capital *D* is used in publications to recognize the cultural and linguistic affiliation of Deaf people who are members of the Deaf community, whereas *deaf* with a lowercase *d* is used to refer to deaf people who do not embrace ASL or involve themselves with the values, organizations, and events that are heralded by signing Deaf people. The Deaf community is not bound by geographic borders, but rather comprises those people who elect to become members by using ASL as their preferred mode of communication and by accepting the cultural identity of Deaf people. It is difficult to give an accurate number of how many people are in the Deaf community because census takers typically lump together all people who have a hearing loss. Many researchers believe that approximately 10 percent of the general population has some degree of hearing loss and that 1 percent of that number represents Deaf people, for a total of about half a million people in the Deaf community.

The people most likely to be native users of ASL are those who have Deaf parents. People who lose their hearing as infants, before they begin to speak, may become native signers if they are exposed to ASL at an early age. These people, who are unable to hear English and learn it naturally, must be taught English through formal means. Hearing children of Deaf parents also acquire ASL as a first language. However, their enculturation tends to cross the cultures of the Deaf and hearing worlds. These children, like their Deaf counterparts, are often referred to as bicultural and bilingual.

History of Sign Language in America

Not much is known about deaf people who came to America before the beginning of the nineteenth century, although evidence suggests that they brought the sign languages of their native countries with them. Because there were no schools specifically for them and traveling was difficult, deaf people probably had very little contact with one another.

This situation began to change in the early 1800s when Thomas Hopkins Gallaudet, a Connecticut clergyman, embarked on a voyage abroad at the request of a Hartford physician who had a deaf daughter. Gallaudet had heard that successful methods of educating deaf children were being used in Europe, and he was eager to learn these teaching methods and bring them back to America so that he could open a school for children who were deaf. After a lukewarm welcome by the administrators of the school for the deaf in England, Gallaudet moved on to the Royal Institution for the Deaf in Paris, where he was well received. He studied French signs and methods of teaching deaf children using sign language. When Gallaudet was ready to return to Hartford, he contracted with Laurent Clerc, a graduate of the Royal Institution and one of the best teachers at the school in Paris, to return with him to America. Clerc played an important role in the emergence of early versions of ASL by bringing French Sign Language to the United States to intermingle with existing sign languages.

Gallaudet and Clerc established the first permanent school for deaf children in the United States. The school opened in Hartford, Connecticut, in 1817. This event is viewed as a milestone for the Deaf community in that it brought large numbers of Deaf people together for the first time. The school became a forum for sharing ideas, experiences, beliefs, and values unique to Deaf life. The founding of this school helped to create, develop, and nurture an enduring sense of community—the Deaf community.

American Sign Language, formed of a fusion between sign languages already in existence (including the newly imported French Sign Language), did what most languages do: it evolved. It was flexible enough to be able to respond to the ever-changing American society, and today it has evolved into one of the richest sign languages in the world. We are indebted to Gallaudet, to early Deaf pioneers, to the French for the head start they gave us, and for the conditions here in the United States that have nurtured ASL.

Signs—The Vocabulary of American Sign Language

A sign is a gesture or movement that conveys a concept. Each sign is made with a specific hand configuration or handshape, placed at various locations on or near the signer's body. If the handshape, movement, or location changes, the meaning of the sign also changes. Signs are the basic semantic units of sign languages, much as words are the basic semantic units of spoken languages.

The signs of ASL are formed with one hand or two hands. When a sign is formed using only one hand, the hand used is determined by the signer's natural dominance. The same is true for two-hand signs in which only one hand moves. The hand that moves is called the *dominant* hand, while the other hand is called the *passive* hand. The illustrations in this dictionary show models with a right-hand dominance.

Two-hand signs can be produced in one of three ways: (1) both hands form identical handshapes and both hands move; (2) both hands form identical handshapes but only the dominant hand moves; or (3) the hands form

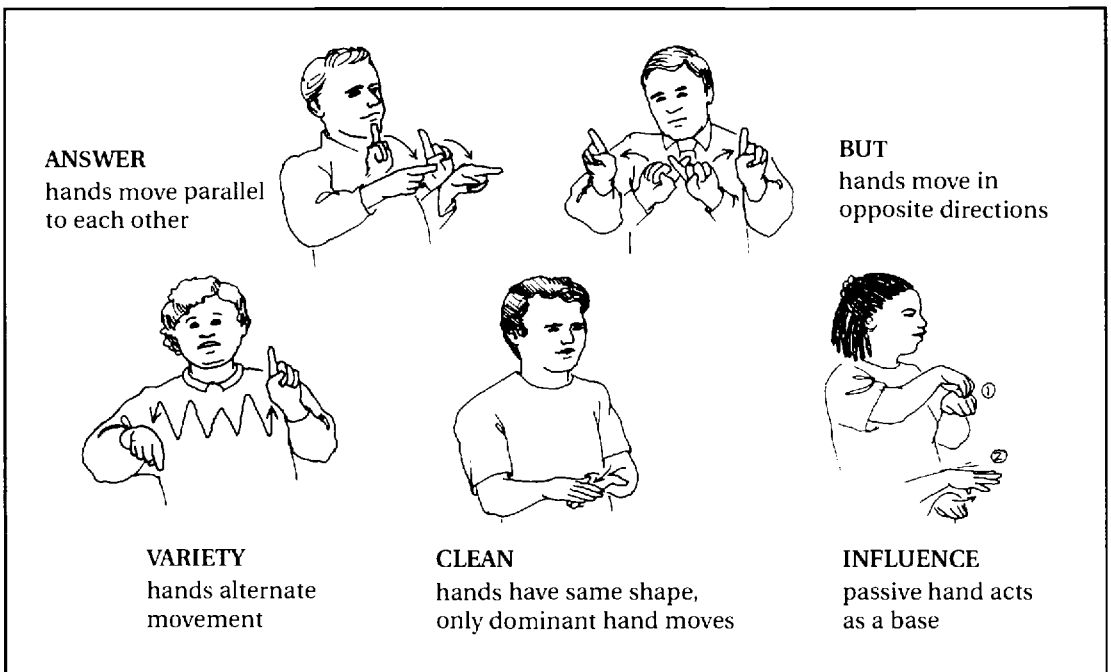



Figure 1. Examples of how two-hand signs can be formed.

different handshapes and only the dominant hand moves, while the passive hand is restricted to a limited set of handshapes (see figure 1).

When both hands move, a *symmetry* condition exists, which means that the handshapes and movements must be identical. These movements may be made either in unison or alternately. In addition, when the hands move in unison the movement can be parallel or in opposite directions. For two-hand signs in which the handshapes are not identical, a *dominance* condition exists in that the passive hand remains static while the dominant hand executes the sign. The handshape of the dominant hand is more significant than the shape of the passive hand. The dominant hand carries the essential information whereas the other hand acts primarily as a base and, as such, is usually stationary and limited in the handshapes that it can have. The dominant hand can display any of approximately 150 different handshapes, but the passive hand can assume only about seven handshapes. Because the passive hand plays a lesser role, that hand is often less carefully articulated.



Native signers are naturally consistent in their adherence to the rules regarding symmetry and dominance. Someone who does not observe these rules is awkward to watch, particularly if the person alternately uses the left and the right hand for one-hand signs.

Parameters of a Sign

Every sign is a composite of basic components or *parameters*. The parameters of a sign are handshape, palm orientation, location, movement, and nonmanual features or signals. If one of these five parameters changes, a completely different sign may be formed. You will notice that the sign descriptions written for each sign illustration in this dictionary include each of these parameters (see figure 2).

Figure 2. All sign descriptions include the five parameters of a sign.

Handshape

The handshape is probably the most apparent parameter of a sign. It is the configuration the hand assumes when beginning to make a sign. The most frequently used handshapes are the letters of the American Manual Alphabet and the manual numbers (see pages 20 and 26); however, linguists have identified a large number of discrete handshapes. In order to make this book as accessible as possible, the signs have been organized using forty of the possible handshapes. Handshapes that are quite similar to each other (for example, K and P) have been arbitrarily grouped under one of these handshapes.

Palm Orientation

The next parameter of a sign is its orientation, or the direction in which the hand is turned. The direction that the palm of the hand faces (up, down, left, or right) is a useful way of describing the orientation because once the palm is described, the direction of the fingers and back of the hand is obvious.

Location

Signs are formed on or near only certain areas of the body. Approximately 75 percent of all signs are formed in the head and neck area because there they can be seen more easily. For the same reason, over time, signs that used to be formed near the waist or elbows have moved up and in toward the chest. The location of a sign frequently contributes to its meaning. For example, many signs that denote feelings are formed near the heart, whereas signs related to cognitive concepts are formed near the head.

Movement

Much of the meaning of signs may be expressed through movement. The direction in which a sign moves may indicate the doer or recipient of the action. For example, if the sign *HELP*¹ moves from the signer toward another person, help is offered to that person. If the sign moves in toward the signer, another person might be helping the signer. The repetition of the movement may indicate several things—the frequency of an action, the plurality of a noun, or the distinction between a noun and a verb. The size of the movement may indicate volume or size. And the speed or vigor of the movement combined with the appropriate nonmanual signals may convey many adverbial aspects of what is being expressed. Generally, the signs in this book show basic movements to which a skilled signer may add the semantic variations.

¹ ASL signs are indicated by using small capital letters for the English glosses of root signs.

Nonmanual Signals

If you have executed each of the first four parameters, you can succeed in correctly making a sign. However, being a good signer involves more than just executing signs correctly. In spoken languages, additional semantic information is carried through one's tone of voice. In sign language, additional semantic information is carried through one's body and facial expressions. This nonmanual parameter occurs at the same time that the sign is being executed to contribute to its meaning. The signed message is quite different if you shake your head no or nod your head yes while signing HAPPY. When one signs using all of the parameters including the nonmanual parameter, there is a complete thought—a sentence. Without the nonmanual parameter, there is merely a string of signs.

Some attempt has been made in this book to illustrate or to describe the nonmanual parameter of each sign, although often the nonmanual signals are dictated by the context in which the sign is used. Keep in mind that while the dictionary offers an extensive inventory of “root” signs, the nonmanual signals as well as the signs themselves can be inflected and combined in myriad ways, producing more variations than can be shown in a printed dictionary. Because sign language is three-dimensional, and because grammatical inflections and nonmanual signals are expressed simultaneously with the signs, it is difficult to present ASL in the two-dimensional medium of a book. It is important that you take a sign class to become aware of the nuances of this beautiful language. And to supplement that instruction, you should interact with the Deaf community to acquire a deeper appreciation of the language in the context of its people and their culture.




Figure 3. The signing space

Signing Space

When Deaf people sign, they use a defined space that approximates a rectangle. This rectangle starts at waist height, extends to slightly above one's head, reaches out no more than a foot in front of the body, and rarely extends more than a foot left or right beyond the torso (see figure 3). This area provides for optimum viewing of signs as they are formed. The signing space becomes proportionately larger and the signs may be exaggerated when signing to

large audiences. Likewise, the signing space may become more confined for purposes of more rapid signing or in order to be secretive.

Grammatical Features

American Sign Language, like all languages, has definite rules of grammar. These rules specify how signs can be used and combined in order to allow for communication. Some of the basic features are discussed here as an introduction to the sophistication and versatility of ASL as a language.

Verb Types

Most verbs are explicitly signed along with the subject and object of the sentence. These *regular* verbs cannot take advantage of variable movement and space to create modifications on the root sign. However, some verbs can use space to incorporate both the subject and object of the sentence in the verb sign itself. These *directional* verbs use movement to or from the signer to express who or what gives or receives the action. Examples of directional verbs are GIVE, INFORM, DEFEND, and BORROW. Directional verbs are very efficient since an entire sentence is expressed with the use of one sign (see figure 4). With some directional verbs, the palm orientation may reverse. For example, for the sign PITY, the palm faces in toward the body when signing YOU-PITY-ME and faces out toward the referent when signing I-PITY-YOU.

Locational verbs are signed on or near the area of the body to which the action refers. Signing HURT near the mouth indicates a toothache; near the head, a headache; and so on. Similarly, signing SURGERY near the appendix versus signing it near the heart gives clear information about what kind of surgery was performed.

Noun/Verb Pairs

Signs for related ASL nouns and verbs (i.e., are based on the same concept) are formed in very similar ways. In a two-dimensional illustration, the signs may actually




Figure 4. Directional verbs allow the signer to incorporate the subject and object of the sentence into the verb.




Figure 5. The only difference between some noun and verb signs is indicated in the movement.

look identical because the difference in movements cannot be shown easily. Typically the verb forms have a single large movement, whereas their noun counterparts are often signed smaller and with a double movement (see figure 5). Some examples of ASL noun/verb pairs

are AIRPLANE and FLY, CHAIR and SIT, and FOOD and EAT.

In this dictionary, you may notice that only the noun or only the verb form of a sign is illustrated. The difference between the two forms is indicated by the notation *SM* (single movement) or *DM* (double movement) after the English entry for the sign. It is up to you, the user, to remember that the single movement, typically used for verbs, is larger than the double movement, which is usually several small quick movements. Because there are many noun/verb pairs in ASL, it would have been repetitive to illustrate each noun and verb since in the illustration they would look identical except for the arrow.

Agent Markers

The *agent marker* is a sign added to a root sign to indicate that one is referring to a person (see figure 6). The agent marker is referred to as the *-er* sign, and it often marks the distinction between a noun and a verb (for example, TEACH + agent marker = TEACHER). It also conveys the same idea as the inflections *-an*, *-ist*, *-ent*, and *-or* in




Figure 6. The agent marker is added to a noun sign to indicate a person. This allows the signer to specify an occupation or nationality.

English (for example, STUDY + agent marker = STUDENT; POLITICS + agent marker = POLITICIAN).

Plurals

There are several ways to show the plurality of people and objects. One of the most common techniques is to repeat the noun sign a number of times. Signs that are made in space off the body are likely candidates for this way of making the sign plural. Sometimes the sign will be moved slightly to the right while it is being repeated.

ASL singular:	BOOK I HAVE.
English:	I have a book.
ASL plural:	BOOK, BOOK I HAVE.
English:	I have some books.

Some signs cannot be pluralized by repeating the sign. In such cases, there are several other ways to express plurals, including adding a plural pronoun, a number, or a quantifying sign (for example, *MANY*) to the noun sign.

ASL singular:	MAN I SEE.
English:	I see a man.

Pronoun

ASL plural:	MAN <i>THEY</i> I SEE.
English:	I see some men.

Number

ASL plural:	MAN <i>THREE</i> I SEE.
English:	I see three men.

Quantifier

ASL plural:	MAN <i>SEVERAL</i> I SEE.
English:	I see several men.

Comparatives

ASL has two methods of comparing two persons, places, things, or ideas. One method makes use of space. When discussing the first item being compared, the signer shifts the shoulders toward the right, looks in

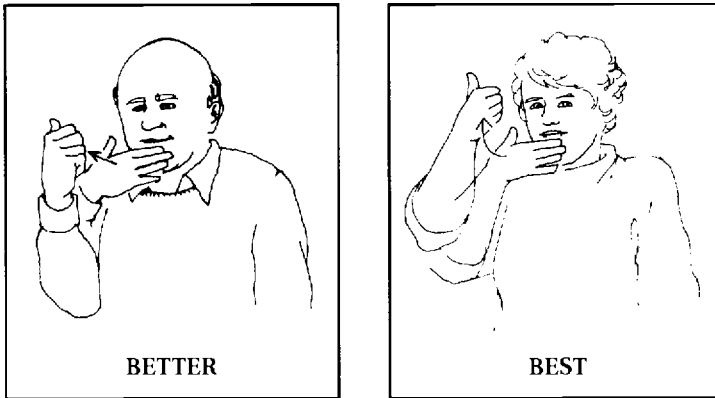


Figure 7. The difference between the comparative and superlative form can be shown in the degree of movement.

that direction, and signs everything related to that item on that side of the body. Then when discussing the second item, the signer shifts left, looks left, and signs toward the left for the other item. This shifting continues throughout the conversation as the signer refers to either item. An example of

this method would be as follows:

ASL:	CANDY (shift body right), ICE CREAM (shift body left), ME LIKE BOTH (body center).
English:	I like both candy and ice cream!

The second way of comparing items is to add an inflection to the root adjective describing the two items. The inflection sign for the comparative form (*-er*) is made by jerking the thumb of the Open A hand upward a short distance; the superlative form (*-est*) is made by a larger movement upward (see figure 7). These movements are accompanied by appropriate facial expressions, and they can be exaggerated to show just how much difference is indicated in the comparison.

Variation in Sign Language

Language is the creation of the community of people who use it and shape it. Yet, subgroups exist within any community. Factors such as gender, geography, race, socioeconomic background, level of education, and age, play a role in creating language variations. These kinds of variations do not prevent speakers or signers of different backgrounds from being able to converse with one another, rather they identify certain characteristics about the individuals. For instance, a particular sign may reveal which school for the deaf the person attended. The manner of signing or the pace of signing may indicate the region someone comes from—the Midwest, Southeast, and so on.

Changes in Signs

Over time and through use, signs change. Some of the changes are a result of the personal and practical needs of the current users. After all, a language must possess the flexibility and creativity necessary to express new ideas, inventions, and events. For example, ASL has signs for *microwave* as well as adaptations of the old signs TELEPHONE and WASH-CLOTHES to reflect modern appliances. Other changes have occurred to make signs easier to produce or recognize. One such change is that signs now are produced in a smaller space closer to the center of the body than years ago. SUPPORT and HELP are examples of signs that have moved from being formed on the arm to being formed on the hand held in front of the chest.

Still other changes are due to the trend to use one-hand signs when there is an identical two-hand version. This is particularly true of *iconic* signs (signs that visually resemble the concept they represent) that used to require both hands, but now require only one hand; for example, COW, DEVIL, or CAT (see figure 8). Following the pattern of all languages, ASL is evolving to allow quick, easy, and concise communication.

Many times people prefer to use one-hand signs for conversational purposes because it frees the signer to use the passive hand for another activity like holding a drink or a baby. In two-hand signs where there is a dominance condition, the passive hand is not typically dropped, though it can be if the signer's left hand is occupied.

In this dictionary, not all one-hand and two-hand variations are illustrated. The book would have become too unwieldy if all possible permutations had been included.




Figure 8. One of the changes ASL has undergone is a preference for one-hand over two-hand signs.

Fingerspelling

The American Manual Alphabet has a handshape to represent each letter of the English alphabet (see figure 9). *Fingerspelling* uses the manual alphabet to provide a visual representation of English words. Because fingerspelling is derived from English, its role in ASL is generally limited to proper names of people and places, brand names, and titles. Technical terms are fingerspelled only if no sign currently exists and the English term is important to know. However, a combination of signs may be enough to carry the concept until a more efficient sign is created by the Deaf community.

The following list describes how to fingerspell properly. When following the techniques on the list, keep in mind that fingerspelling should feel comfortable. Take your time, perhaps practice in front of a mirror to view both the expressive and receptive perspectives simultaneously, and above all—relax.

1. Raise the dominant hand so that the elbow is about waist high.

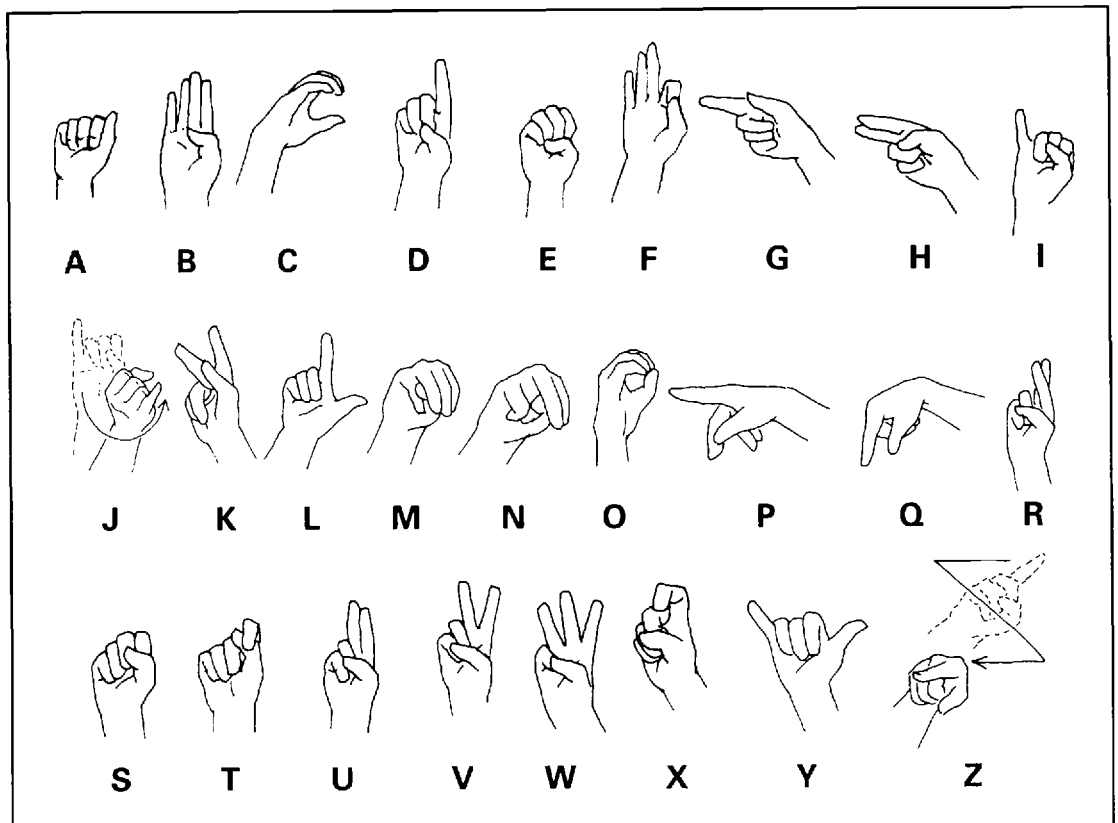


Figure 9. The American Manual Alphabet

2. The palm should face forward and slightly toward the left (except for letters G and H, where the palm faces the body).
3. The hand should be approximately eight to ten inches in front of the chest.
4. The hand moves slightly toward the right while spelling.
5. Spelling should be rhythmic. The focus should not be on the individual letters.
6. Do not bounce the elbow or twist the wrist.
7. Hold the last letter of a word for an extra beat before spelling the next.

Reading fingerspelling seems to be more difficult for learners to master than doing the fingerspelling. Historically, the emphasis in instruction has been on expressing rather than receiving. This leaves many students without concrete advice on developing and maintaining good receptive skills.

Think about good readers. Readers do not read text letter by letter! Readers see whole words and the configuration of words or phrases. In addition, they use context. The principles of learning how to read text apply to reading fingerspelling as well. Don't look for individual letters when someone is fingerspelling, rather look for clues to help you make an educated guess.

Here is a list of techniques that may help you improve your receptive skills.

1. Maintain eye contact. Resist the temptation to look at the signer's hand.
2. Use clues such as the length of a word, its position in the sentence, the configuration of the word, easily recognized letters, and context.
3. Sometimes a phonetic approach is useful.

Below are some exercises that may help either to break bad reading habits or prevent any from developing.

1. Starting with three-letter words, say the word and spell it simultaneously. Then try progressively harder words, again making sure to begin and end vocalization and spelling at the same time.

2. With a partner, tell each other stories with a lot of contextual clues. For instance, talk about your experience at a pet shop trying to choose a dog, and be sure your partner understands the topic before moving on with the story. Narrow the field to help your partner hone in on the kinds of words that are likely to appear in your story. For example, give plenty of clues about the appearance and behavior of the dog's breed before spelling it. Fingerspell the type (for example, collie), at a moderate to fast clip. If your partner misses the word you might want to give more clues before spelling it again.

Do not fingerspell the words slowly under any circumstances. Encourage your partner to see the whole word by asking her to guess. Remember, it is very important that you not let your partner look at your hand while you spell. Doing this kind of exercise routinely will help you build confidence in your ability to successfully read fingerspelled words. Remember, often there are a lot of clues to aid in making intelligent guesses. This is what Deaf people have learned to do. You can do it too!

Fingerspelled Loan Signs

Borrowing from both ASL and English, fingerspelled *loan* signs are a combination of English letters and ASL movements. For example, although there are several signs in ASL for *dog*, the loan sign #DOG² is a D handshape twisting into the G handshape, omitting the letter *o*. The sign itself does not appear as ordinary fingerspelling; it has taken on a unique character of its own, heavily defined by its movement and use of space. Loan signs begin as fingerspelled English words, and through repeated usage over time they change so that they look more like ASL signs. Fingerspelled loan signs tend to keep the first and last letter of the word and delete the medial letters. Some examples of loan signs are #JOB, #WHAT, and #BACK. Many fingerspelled loan signs only have two letters that are either an abbreviation of the English word or the whole word. Some examples of two-letter loan signs are #HA, #NG (for “no good”), #OK, and #NO.

² The # symbol is used to show the difference between a fingerspelled loan sign and a regular sign. The fingerspelled word is written with hyphens between the letters (ex., D-O-G).

Conclusion

All living human languages, as we have said, are constantly changing, and ASL is no exception. In this dictionary, we offer a description of ASL as it now exists. Loan words to describe new processes and technologies, borrowed terms from sign languages elsewhere in the world, and the inventiveness of its native speakers will doubtless alter and enrich ASL in the coming years, and we look forward to keeping up with that growth.



How to Use This Dictionary

When studying a foreign language, it is usually necessary to acquire a two-way dictionary. To study German, for example, you would want to have an English–German, German–English dictionary close at hand. The primary purpose of *The ASL Handshape Dictionary* is to provide sign language students with the ASL equivalent of a two-way dictionary. The signs are arranged by the shape the hand assumes when beginning to make a sign. This allows students to locate a sign they know, or have just seen, to find out its meaning. At the same time the book offers students, through its comprehensive index of English glosses, the means for locating a sign that is needed to express an English concept.

If a sign is a symbol that represents a concept, then what is the best way to convey a translation of that concept? The concept could be illustrated, but many concepts are abstract and difficult to convey in a picture. Thus, in most sign language dictionaries, English words, or *glosses*, appear with each sign illustration as an attempt to translate the meaning of the sign. Most of the sign illustrations in this dictionary include more than one English gloss. These English words may not represent all possible instances in which the sign may be used. Sometimes remarks or parts of speech are given in parentheses with an English gloss to specify the meaning or appropriate use of the sign. Sometimes such limits for using a sign can be derived by looking at the other glosses in the list. For example, by examining the glosses for the sign DRUM, you would see that you cannot appropriately use that sign to mean “drumming up business” because the other gloss with the illustration is “play drums.” This makes it clear that the sign is intended to convey the concept of a musical instrument. Remarks accompanying the sign description may also be of help in choosing an appropriate gloss for the context you are trying to convey.

In many sign language dictionaries the sign illustrations are arranged in the alphabetical order of their English glosses or meanings. In such an alphabetical arrangement there is no method of locating a sign that one remembers or observes in order to discover its meaning. This dictionary presents signs in a logical order, by handshape, so that a known or observed sign can be quickly located without reference to an English word or gloss.

A second advantage of this dictionary's arrangement is that teachers of sign language can find groups of signs that use the same initial handshape displayed in one place. The convenience of these handshape categories enables a sign language teacher to present signs in a unique and logical organization. It also offers students a helpful memory device.

A third advantage of this dictionary is its generous array of glosses available to assist Deaf people who seek to increase their English vocabulary. When looking up signs whose concepts are already familiar to them, Deaf people may find among the glosses other English words that can be used to represent the signed concept.

General Arrangement of the Dictionary

This dictionary is divided into three major sections, each with a specific purpose. The first section contains illustrations of one-hand signs and their English glosses. The signs are arranged in order of the initial handshape that is used in producing the sign. The second section contains the two-hand signs and their English glosses, and once again, the signs are arranged in order of the initial handshape. Each illustration in both of these sections is accompanied by its equivalent English glosses (meanings) and a sign description. Each description includes the handshape, palm orientation, location, movement, and when appropriate, nonmanual signals. Notes are included with some descriptions to give suggestions as to the sign's use, alternate variations, or preferred signs.

Most of the illustrations include arrows that indicate how the hands move. A double-headed arrow or a double arrow is used when the movement is repeated. Many signs move from an initial position to a final position. In this dictionary, the first position is sometimes represented by dotted hands and the final position by solid hands. When signs have two distinct parts, as in compound signs, the two positions are numbered to show the sequence of production.

As we mentioned in an earlier section, an *agent marker* is an inflection added to a root sign to indicate that a sign refers to a person. In this dictionary, the signs that can be formed with an agent marker do not have separate entries. Instead, they are listed in italics within parentheses after the glosses for the root sign to indicate that the agent marker must be added to form that inflected sign. They are also listed in the index of English glosses.

The final section of this book looks like an index; it is an alphabetical listing of the English glosses encountered in the previous sections. Each entry in the listing directs the user to the page where the illustration for that word appears. By using this index, the user can quickly find the illustration needed to translate the English word or concept into sign.

Organization of the Handshape Sections

American Sign Language, unlike many spoken languages, does not have a written form. A sign conveys a concept, not an English word, and the production of a sign involves five parameters that need to be described: the handshape, the palm orientation, the location, the movement, and the non-manual signals. The signs in a dictionary have to be ordered by one of these components so they can be easily located.

As we have said, the primary order of the signs in this dictionary is the initial handshape that the hands assume when beginning to execute the sign. The signs are categorized under forty handshapes. Most of the handshapes are taken from the American Manual Alphabet (see figure 9 on p. 20); some are modifications of these handshapes (for example, Bent B, Flattened O). A few handshapes are taken from the number signs (see figure 10). In addition to the handshapes from the American Manual Alphabet and numbers, we selected L-I and 1-I as symbols to represent the handshapes combining L and I as in the sign I-LOVE-YOU, and 1 and I as in the handshape used for the sign MOCK.

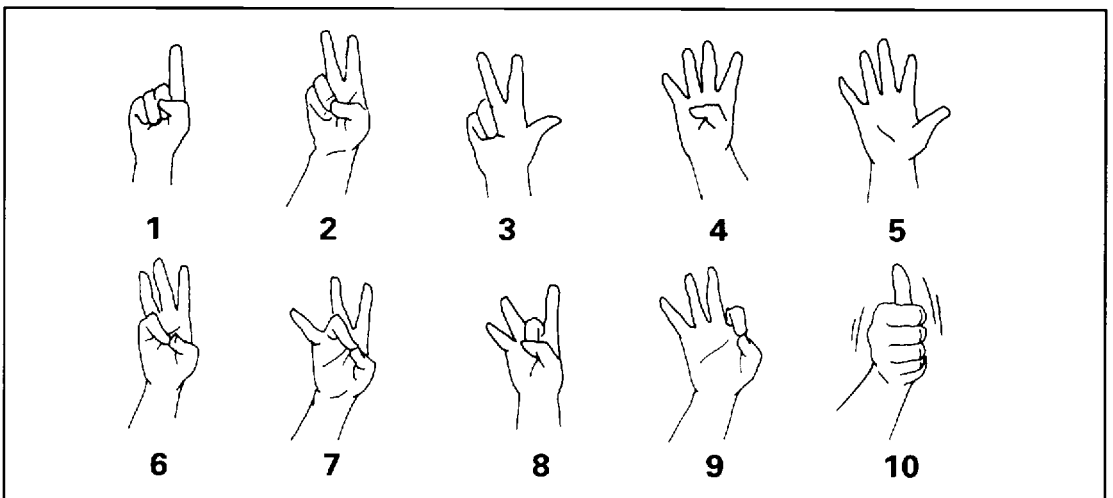


Figure 10. The Manual Numbers

Some letters of the American Manual Alphabet and some number handshapes are not included among the handshapes. The reason for this is that some handshapes are identical except for palm orientation (for example, H and U, K and P, 2 and V). In the context of forming a sign, palm orientation is determined by the sign, not by the handshape. The decision as to which of two identical handshapes was selected and which was eliminated was arbitrary.

The chart shown in figure 11 contains the handshapes used in this dictionary in the order in which they are arranged. For the sake of convenience, this ordering will be referred to as *morphologic order* because it is neither truly alphabetic nor numeric but a selective combination of both. The handshapes and their order are fundamental to the use of this dictionary.

Ordering of Signs within Handshape Sections

The number of hands used to make a sign is one of the easiest things to observe about sign production. This dictionary is divided into two handshape sections: the one-hand signs and the two-hand signs. This organization helps narrow the search for a sign to one of two large locations in the book. The handshape at the top of the even-numbered pages indicates the handshape of the first sign on the page. The handshape at the top of odd-numbered pages indicates the handshape of the last sign on the page.

One-Hand Signs

The illustrations for signs made with only one hand are presented in the first section of the dictionary. The signs follow the morphologic order of handshapes presented in figure 11, beginning with the signs that are made with an A handshape followed by those beginning with an Open A handshape, and so on. The signs within each handshape category are ordered in a specific sequence to assist the user in finding a sign. The signs presented first are those that have no change in handshape during sign production. For example, in the sign ANY, the handshape Open A stays the same, and therefore the sign ANY appears toward the beginning of the Open A handshape category. However, in the sign LADY, the handshape changes from Open A to 5 during the execution of the sign, so appears sequentially after all of the signs in which the handshape does not change. These changes in handshape are indicated by an arrowhead (>) between the handshapes; therefore, LADY appears under Open A > 5.

The one-hand signs have one more level of ordering—signs that are formed in space and do not touch the body appear before those signs that do

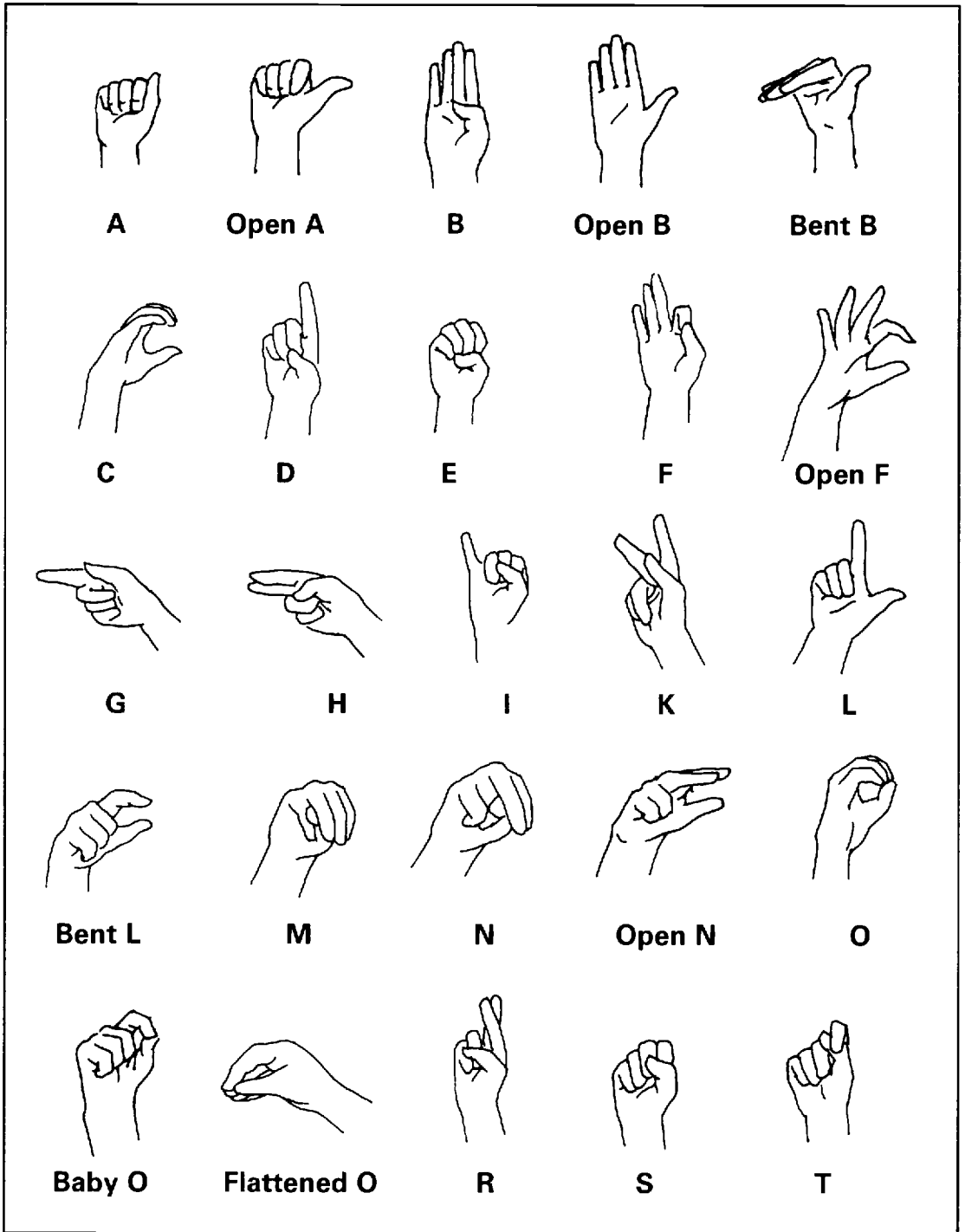


Figure 11. The handshapes used in this dictionary are presented in morphological order.

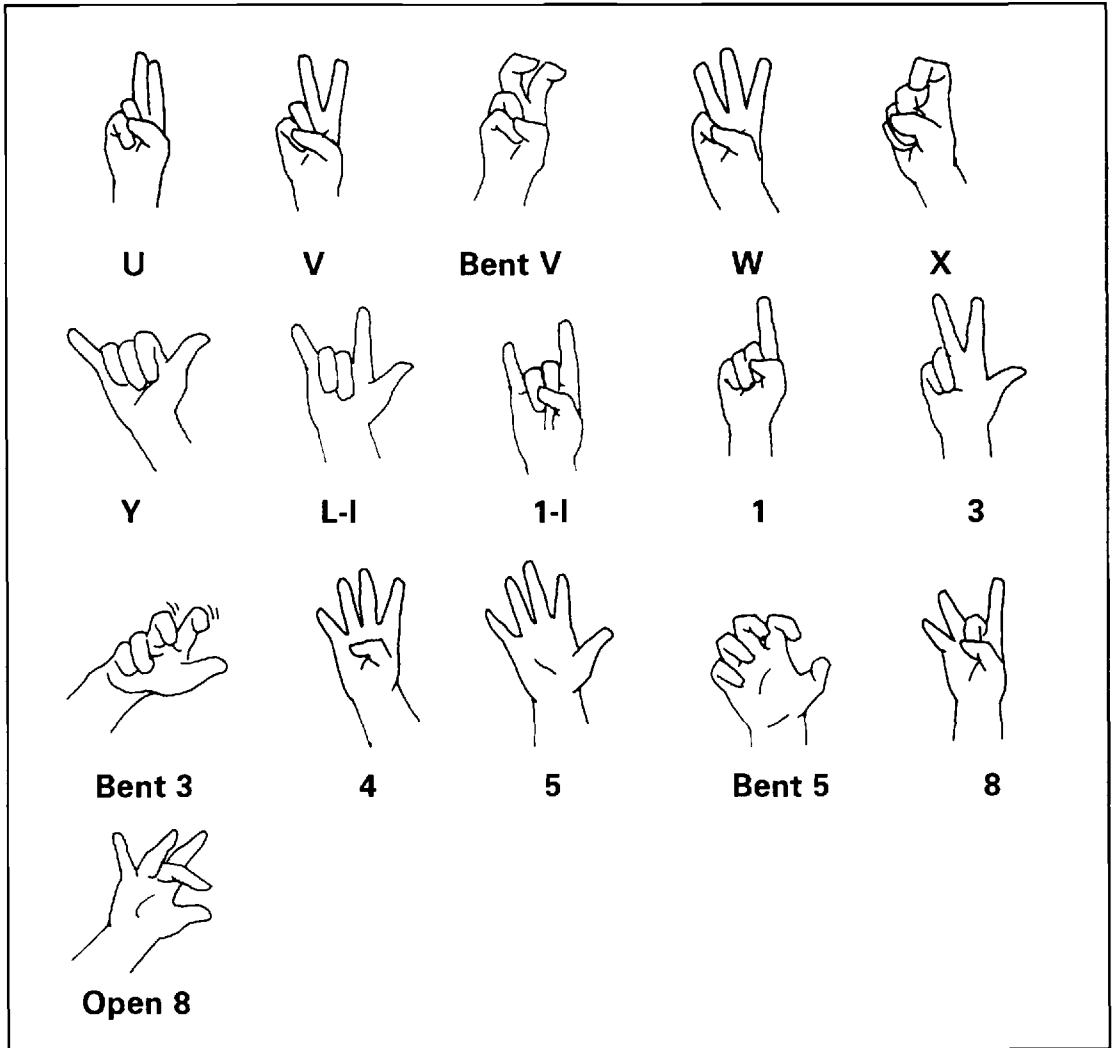


Figure 11 — continued

touch the body. Within the group of signs that touch the body, the ones that are formed on the head or neck precede those that touch the torso. Although this arrangement may not be important for small handshape categories, it will be very useful for quickly locating a particular sign in the handshape categories that contain many illustrations.

Two-Hand Signs

The section containing illustrations of signs in which two hands are used follows the one-hand signs section. The signs in the two-hand section follow the same morphologic order of handshapes as the one-hand signs. Remember that for two-hand signs, the order is determined by the initial

handshape of the dominant hand. The dominant hand is assumed to be the right hand in this book.

As with one-hand signs, two-hand signs are presented within each handshape category in a specific sequence. Signs in which both hands have identical handshapes and both hands move appear first. These signs are identified by listing the handshape for each hand separated by a colon (A : A, the first A being the handshape for the dominant hand and the second A being the handshape for the passive hand). These signs are further ordered to assist the user, so that signs in which the movement occurs simultaneously are presented before signs in which the movement is alternating (first one hand moves and then the other hand makes an identical movement).

These signs are followed by two-hand signs that have identical handshapes, but only the *dominant* hand moves. Again, the handshapes for these signs are listed by the dominant handshape first, followed by a colon and the handshape of the passive hand (for example, Open B : Open B for the sign PIF; see figure 12).

For most two-hand signs the dominant hand is a different handshape from the passive hand. These signs appear after the signs with identical handshapes. Ordered first by the handshape of the dominant hand, the signs are further arranged in the morphologic order of the passive hand, so that A : Open B comes before A : L, which comes before A : 1.




Figure 12. The two-hand signs are ordered so that signs with identical hand movement are followed by signs with alternating hand movement, which are then followed by signs in which only the dominant hand moves.

As with the signs in the one-hand sign section, two-hand signs sometimes change handshapes while the sign is being produced. The change may take place only in the dominant hand or in both hands; however, the handshape of the passive hand never changes alone. These signs in which the handshape changes follow the signs with no handshape changes.

In summary, the two-hand signs are presented in the following sequence:

1. Hands have the same handshapes and move simultaneously;
2. Hands have the same handshapes and move alternatingly;
3. Hands have the same handshapes, but only the dominant hand moves;
4. Hands have different handshapes, and the hands are ordered first by the handshape and movement of the dominant hand and second by the handshape of the passive hand.

This order is important for locating signs in very large handshape categories.

Additional Role of the Passive Hand

There are some signs in which the passive hand or arm serves only as a base for the dominant hand's movement. For example, the signs used for periods of time in a day use the passive arm to represent the horizon, whereas the dominant hand represents the sun's movement in relation to the horizon. The handshape of the passive hand is immaterial and does not contribute to the meaning of the sign. In forming these signs, the passive hand may assume one of a number of handshapes, usually an Open B, B, S, or a loose unformed handshape. In this dictionary, the signs formed in this manner are ordered under the passive handshape shown in the artist's illustration.

Compounds

One additional group of signs may be presented at the end of a handshape category. These are signs classified as *compounds*. Compound signs are created by combining two basic signs into one new sign with a distinct meaning of its own. For example, the sign WIFE is made up of the signs FEMALE (a one-hand sign with an A handshape) and MARRY—two separate

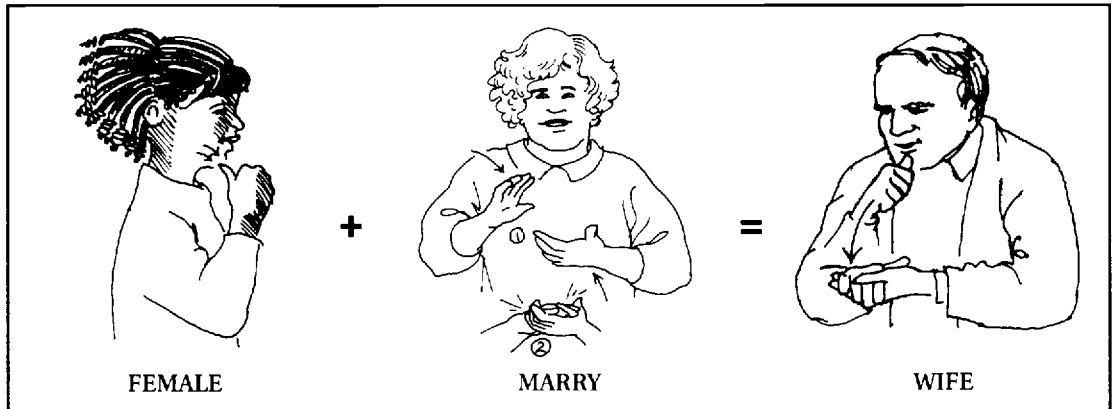


Figure 13. *WIFE* is a compound sign made from *FEMALE* + *MARRY*.

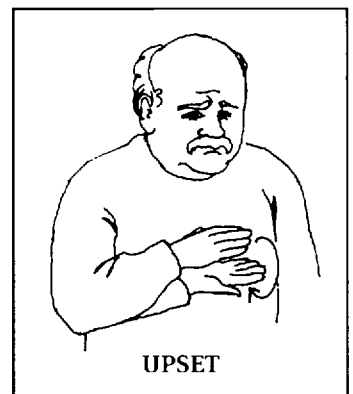
signs that have merged to become *WIFE* (see figure 13). In compound signs, the changes in handshapes are usually more complicated than regular signs, so they are presented at the end of the handshape category designated by the initial handshape of the first of the two signs being combined. In the case of *WIFE*, the sign is located at the end of all of the A signs in the one-hand section of the dictionary, even though two hands are used in the second part of the sign.

Techniques for Using the Handshape Sections

The following examples provide step-by-step guidelines for using the one-hand and two-hand sections of the dictionary. To get the greatest benefit from these examples, follow the instructions below and locate each sign as directed.

Example 1

Suppose you saw this sign and wanted to locate it in the dictionary. Your thinking should be as follows:




- a. The sign is a one-hand sign. (*Go to the one-hand signs in the first section of the dictionary.*)
- b. The sign has an Open B handshape. (*Go to the Open B category, which is located after B.*)

- c. You observed that the hand touched the torso, so you would skip through the Open B category past the signs produced in space, past the signs that touch the head, until you reach those signs that touch the torso. (*Go through Open B until you come to those signs that touch the body.*) With quick perusal of the signs that touch the torso, you will easily find the illustration and learn that the English gloss for that sign is “upset.”

Example 2

Suppose you had seen the following sign:

- a. The sign uses two hands. (*Go to the two-hand sign section of the dictionary.*)
- b. The dominant hand has an L handshape and the passive hand has an S handshape. (*Go to the handshape category of the dominant hand—L.*) Observe that the two-hand signs in each category begin with those signs in which both hands have the same shape (in this category, it is L : L).

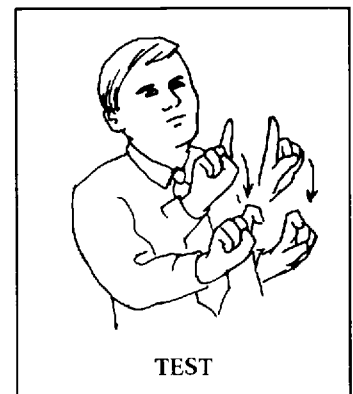


- c. After the signs having identical handshapes, the signs are arranged in the morphological order of the shape of the passive hand (for example, S). (*Go through the L category until you come to L : S.*) In this case, AIDE is the only sign with L : S handshapes.

Example 3

Try to find a sign in which the handshape changes.

- a. You observe that both hands begin with a 1 handshape and then both change to an X handshape. (*Go to the 1 handshape category in the two-hand section.*)
- b. The 1 handshape category begins with all of the signs having identical handshapes on both hands (1 : 1). These are followed by




the signs that begin 1 : 1 and then change handshapes. The signs are listed in the morphological order of the handshape formed after the change, in this case X. (*Skip through the 1 : 1 signs; then page through the signs that have a change in handshape until you come to 1 > X : 1 > X. If you come to the signs whose passive handshape is no longer 1, you have gone too far.*) You should easily locate the illustration of the sign for which you were looking and discover that its English gloss is “test.”

Example 4

Suppose you see a sign that begins as a one-hand sign and then changes to a two-hand sign. You guess that it is a compound sign.


- To find compound signs in this dictionary, you must pay attention only to the handshapes used at the beginning of the sign. You can see that this sign begins as a one-hand sign. (*Go to the one-hand sign section.*)
- The first handshape in the sign is a Flattened O. (*Go to the Flattened O handshape category.*)
- The compound signs are at the end of a handshape category. (*Go to the end of the Flattened O handshape category.*) You find that the first sign in the compound is MALE and that the second sign is MARRIAGE. Together, these signs form the sign HUSBAND.



Example 5

You see a two-hand sign in which the passive hand or arm merely serves as a base for the dominant hand. How do you find the sign?

- The dominant hand has a V handshape, and you think that the passive hand has an Open B handshape. The passive hand could also be a B or S or relaxed hand without changing the meaning of the sign. (*Go to the two-hand section of the book. Then find the V : Open B signs.*)



- b. The passive signs are at the end of the V : Open B signs, but before the compound signs, if there are any. The word *passive* is given after the handshape to indicate that it doesn't matter what shape the passive hand uses. (*Go to the end of the V : Open B handshape category until you come to signs designated as passive.*)
- c. You should easily find the illustration for the sign SHEEP. If you cannot find the correct illustration, then you should proceed to look under B or S. (There are no relaxed hand handshape categories in this dictionary.)

Additional Clues

Sometimes you may look for a sign and not find it under the handshape category where you think it should be. The following list contains possible reasons why this might happen.

1. This dictionary contains about one-fourth of all the possible handshapes. Each sign has been categorized by the handshape it most closely resembles in its initial position.
2. This book is arranged by the initial handshape(s); sometimes it may be the final position of the sign that you remember.
3. The book contains only a few of the multitude of regional variations for signs.
4. Deaf people and other skilled signers often truncate their signs for more efficient and rapid communication.
5. You may have looked under the two-hand section for a sign that can be signed with one hand, or vice versa (for example, COW).
6. With compound signs, each part of the sign is typically signed rapidly and with less complete articulation (BROTHER is a compound of BOY and SAME, yet when signed together, SAME looks different than when it is signed alone).
7. Some handshapes are quite similar to others, especially when you observe someone signing rapidly. Figure 14 shows handshape "look-alikes." This information may help you find a sign under a different handshape than you expected.


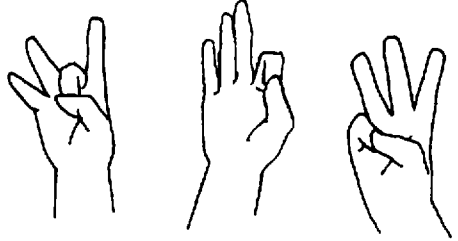
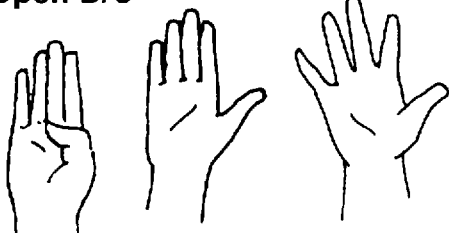



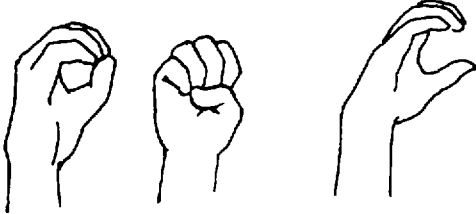



<p>A/S/T</p> 	<p>8/F/W</p> 
<p>B/Open B/5</p> 	<p>A/Open A</p> 
<p>I/Y</p> 	<p>G/H</p> 
<p>O/E/C</p> 	<p>L-I/1-I</p> 
<p>C/Bent 5/Bent B</p> 	<p>5/Open 8/Bent 5</p> 

Figure 14. Handshape Look-alikes

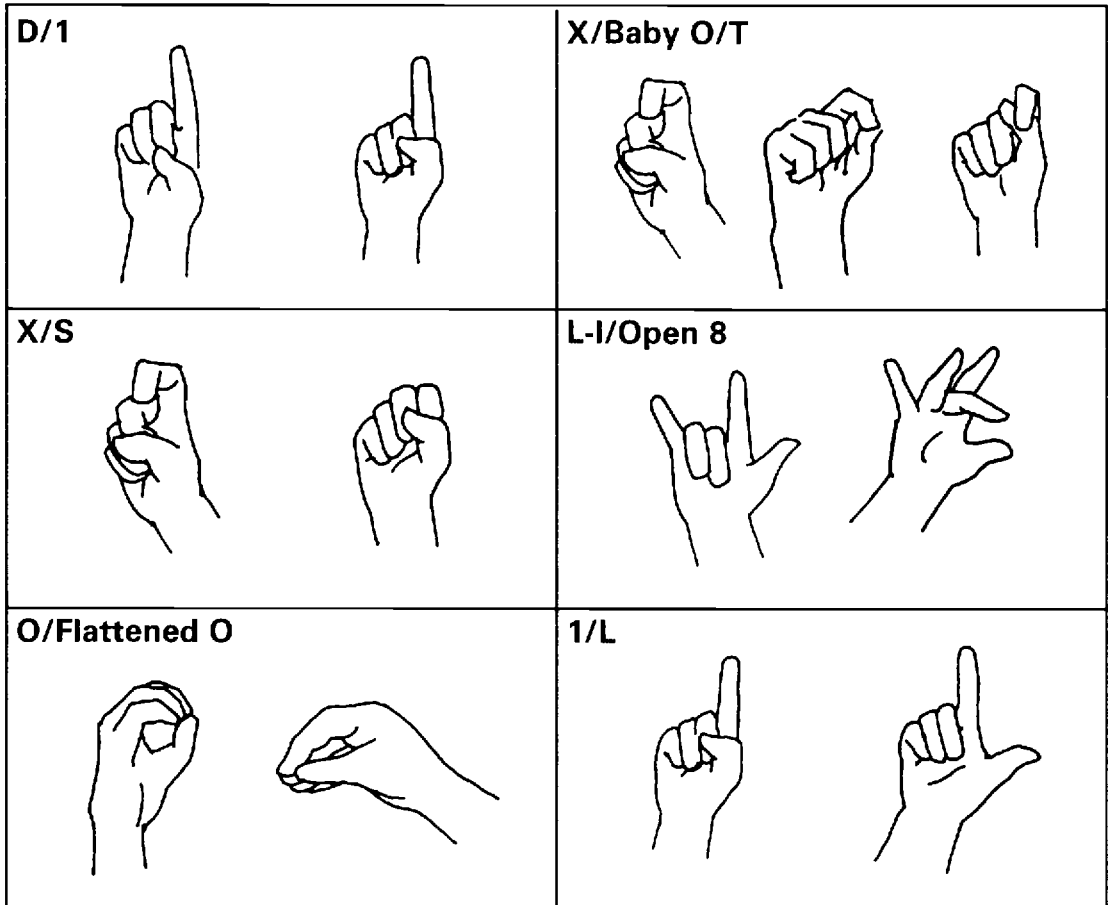


Figure 14 — continued

Organization of the Index of English Glosses

The Index of English Glosses section of this dictionary is an alphabetical listing of English words and phrases that appear as glosses with the sign illustrations in the handshape sections. Some words list more than one entry. These entries lead to several signs that can be used to express either the same or various meanings of those words. These entries usually have additional information (part of speech, synonym, meaning) to assist in identifying which entry may be the appropriate choice for the usage needed.

Information about the handshape for each sign is also given for each gloss entry. The handshape(s) of the sign may help the user further identify which of the identical entries is the one being sought.

This page intentionally left blank



One-Hand Signs





A 1-Hand SIGNS

purse




Handshape: A
Orientation: palm in
Location: neutral space
Movement: double bounce hand down
Note: This sign is similar to SUITCASE,
 which is made with an S handshape.

Africa, African




Handshape: A
Orientation: palm left
Location: in front of face
Movement: circle thumb around face
Note: This sign is disparaging to African
 Americans. See page 139 for the
 preferred sign.

dumb, stupid



Handshape: A
Orientation: palm in
Location: near forehead
Movement: move hand in and hit forehead

audiology (audiologist)



Handshape: A
Orientation: palm out
Location: near right ear
Movement: move thumb forward and
 make small circles around the ear

menstruate, period



Handshape: A
Orientation: palm left
Location: right cheek
Movement: double bounce fingers
 against cheek
Nonmanual signal: puff air into right
 cheek


aunt



Handshape: A
Orientation: palm out
Location: right cheek
Movement: move thumb down cheek in
 two short movements
Note: Movement may be circular.

1-Hand SIGNS  A

**patient, bear,
long-suffering,
patience, stand,
tolerance,
withstand**



Handshape: A
Orientation: palm left
Location: lips
Movement: move thumb down to chin

**private,
confidential,
privacy, secret,
top-secret**




Handshape: A
Orientation: palm left
Location: near chin
Movement: gently tap chin twice

am



Handshape: A
Orientation: palm left
Location: mouth
Movement: move thumb straight out
from mouth
Note: Use this sign only when signing
manual English.

**Canada,
Canadian**



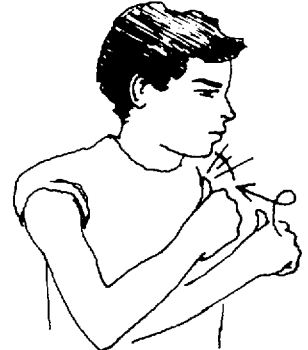
Handshape: A
Orientation: palm in
Location: below right shoulder
Movement: double bounce hand off chest
Note: The hand grasps clothing.

**assembly
(legislative body)**



Handshape: A
Orientation: palm
left, back of thumb against chest
Location: left side of chest
Movement: arc hand from left side of
chest to right side of chest

attitude



Handshape: A
Orientation: palm left
Location: below left shoulder
Movement: make small circular
movement, ending with thumb on chest



A 1-Hand SIGNS

**zip (SM),
zipper (DM)**




Handshape: A
Orientation: palm in
Location: waist
Movement: move hand up the chest

**sorry,
apologize,
regret,
remorse,
repent**




Handshape: A
Orientation: palm in
Location: center of chest
Movement: circle hand on chest
Nonmanual signal: head and eyes lowered; "sad" expression

**several,
a few**



Handshape: A > 6
Orientation: palm up
Location: neutral space
Movement: sweep thumb across fingertips from index finger to little finger

**commute,
back and forth,
day student,
round-trip**




Handshape: Open A
Orientation: palm left
Location: neutral space
Movement: move hand forward and back twice

**another, else,
elsewhere,
other**



Handshape: Open A
Orientation: palm down
Location: neutral space
Movement: turn hand up, ending with palm up

any



Handshape: Open A
Orientation: palm left
Location: neutral space
Movement: turn hand down, ending with palm down

1-Hand SIGNS ☞ OPEN A



**turn down,
deny, reject**




Handshape: Open A
Orientation: palm left
Location: neutral space
Movement: twist wrist, ending with thumb pointing down

**herself, himself,
itself**




Handshape: Open A
Orientation: palm left
Location: neutral space
Movement: double bounce toward referent
Nonmanual signal: eyes on the person to whom you are speaking

yourself




Handshape: Open A
Orientation: palm left
Location: neutral space
Movement: double bounce toward referent
Nonmanual signal: eyes on referent

yourselves




Handshape: Open A
Orientation: palm left
Location: neutral space
Movement: arc thumb from left to right in front of chest
Nonmanual signal: eyes on people to whom you are speaking

themselves



Handshape: Open A
Orientation: palm left
Location: neutral space
Movement: arc thumb right to left toward referents
Nonmanual signal: eyes on person to whom you are speaking

**bye, good luck,
take care**

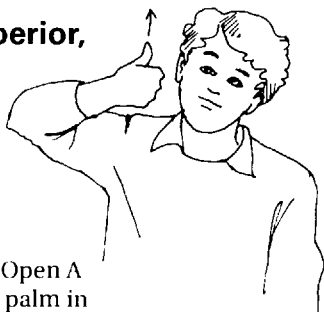


Handshape: Open A
Orientation: palm left
Location: neutral space
Movement: double bounce hand forward toward referent



OPEN A 1-Hand SIGNS

**chief, superior,
-er, -est**




Handshape: Open A
Orientation: palm in
Location: above right shoulder
Movement: jerk thumb upward above shoulder
Note: The hand makes a larger movement upward to indicate a higher status.

refuse, won't



Handshape: Open A
Orientation: palm left
Location: in front of right shoulder
Movement: jerk thumb sharply toward right shoulder
Nonmanual signal: head shakes "no"

**daily, common,
everyday,
ordinary,
usual**



Handshape: Open A
Orientation: palm left
Location: right cheek
Movement: brush knuckles down cheek twice

yesterday



Handshape: Open A
Orientation: palm out
Location: near mouth
Movement: arc thumb back to touch cheek
Nonmanual signal: right shoulder lifts up; head tilts right; "cz" mouth movement

tomorrow



Handshape: Open A
Orientation: palm left
Location: right cheek
Movement: twist wrist forward
Nonmanual signal: right shoulder lifts up; head tilts right; "cz" mouth movement

nut, peanut



Handshape: Open A
Orientation: palm left
Location: thumb under front teeth
Movement: flick thumb forward with short double movement

1-Hand SIGNS ☞ OPEN A




**drink
(alcoholic
beverage)**



Handshape: Open A
Orientation: palm left
Location: near mouth
Movement: move thumb in toward mouth twice

India



Handshape: Open A
Orientation: palm left
Location: forehead
Movement: twist thumb back and forth on forehead in small, quick movements

girl




Handshape: Open A
Orientation: palm left
Location: thumb on cheek
Movement: brush thumb forward on cheek twice

not, don't




Handshape: Open A
Orientation: palm left
Location: under chin
Movement: thrust hand forward
Nonmanual signal: head shakes "no"

myself, self



Handshape: Open A
Orientation: palm right
Location: chest
Movement: double bounce hand on chest

ourselves




Handshape: Open A
Orientation: palm left
Location: thumb below right shoulder
Movement: arc hand across chest, ending with knuckles on left chest area, palm right
Nonmanual signal: eyes on persons to whom you are speaking



OPEN A 1-Hand SIGNS

pride, proud




Handshape: Open A
Orientation: palm down
Location: lower chest
Movement: slide thumb up chest
Nonmanual signal: shoulders thrust back; erect posture

**she, her
(not possessive)**



Handshape: Open A > 1
Orientation: palm left
Location: thumb on cheek
Movement: brush thumb down cheek; point to referent
Nonmanual signal: eyes on person to whom you are speaking

a few days ago



Handshape: Open A > 3
Orientation: palm down
Location: thumb on cheek
Movement: flip hand back while changing to 3 handshape

**lady, female,
woman**



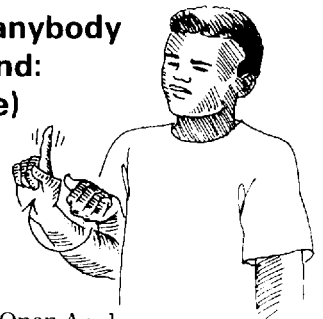
Handshape: Open A > 5
Orientation: palm left
Location: thumb on cheek
Movement: move thumb down cheek, then open hand to 5 handshape and bounce thumb down on chest

**anything
(compound:
any + thing)**

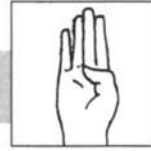


Handshape: Open A > Open B
Orientation: palm up
Location: neutral space
Movement: twist wrist down, then change to Open B handshape and flip hand up

**anyone, anybody
(compound:
any + one)**



Handshape: Open A > 1
Orientation: palm up
Location: neutral space
Movement: twist wrist down and change hand to 1 handshape, palm forward

1-Hand SIGNS  B

daughter
(compound:
girl + baby)



Handshape: Open A > Open B : passive
Orientation: palm left
Location: thumb on cheek
Movement: brush thumb down cheek, then change hand to Open B handshape and move arm down, ending with back of right arm on top of left arm

wife
(compound:
girl + marry)



Handshape: Open A > C : C
Orientation: palm left
Location: thumb on cheek
Movement: brush thumb down cheek, then change to C handshape and clasp left hand

sister
(compound:
girl + same)



Handshape: Open A > L : L
Orientation: right palm left, left palm right
Location: right thumb on cheek
Movement: move thumb down cheek, then change hand to L handshape and bring hand down on top of left hand

blue




Handshape: B
Orientation: palm left
Location: neutral space
Movement: twist wrist back and forth twice

never



Handshape: B
Orientation: palm left
Location: in front of face
Movement: move hand down with large wavy motion
Nonmanual signal: head shakes "no"

humble



Handshape: B
Orientation: palm left
Location: in front of face
Movement: arc hand down
Nonmanual signal: head lowered


B 1-Hand SIGNS

hospital



Handshape: B
Orientation: palm left
Location: forehead
Movement: arc hand from right to left side of forehead

**firefighter,
fireman**



Handshape: B
Orientation: palm out
Location: middle of forehead
Movement: tap forehead twice

fever


Handshape: B
Orientation: palm out
Location: near forehead
Movement: lay back of hand lightly on forehead
Nonmanual signal: "sick" expression

**Australia,
Australian**


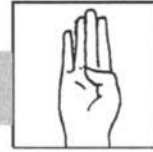
Handshape: B
Orientation: palm left
Location: index finger on forehead
Movement: flip hand back, ending with palm out
Note: See page 363 for the preferred sign.

bastard


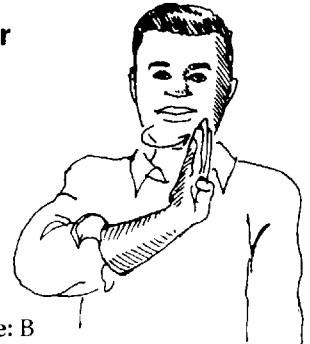
Handshape: B
Orientation: palm left
Location: near forehead
Movement: hit forehead sharply with edge of hand

**hello, hi,
greet**


Handshape: B
Orientation: palm left
Location: forehead
Movement: move hand forward and tilt fingers forward
Nonmanual signal: head tilts back; smile

1-Hand SIGNS  B**be**

Handshape: B
Orientation: palm left
Location: mouth
Movement: move hand straight out,
 away from mouth
Note: Use this sign only when signing
 manual English.

bachelor

Handshape: B
Orientation: palm left
Location: right side of chin
Movement: arc hand from right to left
 side of chin

beer

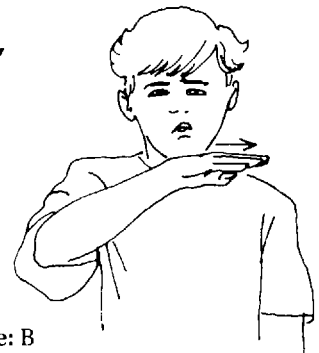
Handshape: B
Orientation: palm out
Location: cheek
Movement: brush index finger down
 cheek twice

brown

Handshape: B
Orientation: palm out
Location: cheek
Movement: slide index finger down
 cheek

**bullshit,
brownnose**

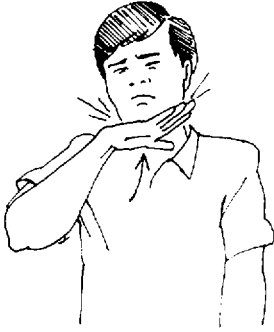
Handshape: B
Orientation: palm left
Location: nose
Movement: slide index finger up and
 down nose twice

**lie (liar),
slander**

Handshape: B
Orientation: palm down
Location: chin
Movement: move hand right to left
 across chin

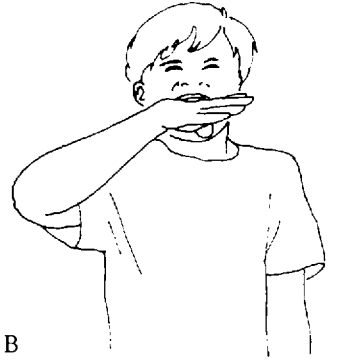

B 1-Hand SIGNS

**full, fed up,
up to here**



Handshape: B
Orientation: palm down
Location: under chin
Movement: bring back of hand up sharply and hit chin
Nonmanual signal: head tilts back

bite



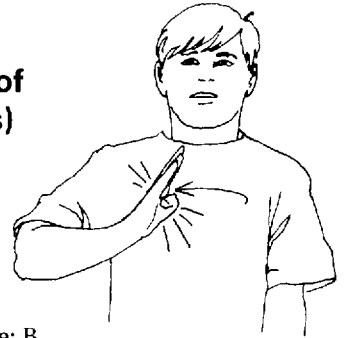
Handshape: B
Orientation: palm down
Location: mouth
Movement: put edge of hand between teeth

bitch



Handshape: B
Orientation: palm left
Location: near mouth
Movement: hit mouth sharply with index finger

**board
(group of
persons)**




Handshape: B
Orientation: palm left
Location: chest
Movement: arc hand from left to right side of chest

**your, yours
(singular)**





Handshape: Open B
Orientation: palm out
Location: neutral space
Movement: double bounce hand forward toward referent
Nonmanual signal: eyes on referent


his, her, its




Handshape: Open B
Orientation: palm out
Location: neutral space
Movement: move hand toward referent
Nonmanual signal: eyes on person to whom you are speaking

1-Hand SIGNS  OPEN B**yours (plural)**

Handshape: Open B
Orientation: palm out
Location: neutral space
Movement: move hand in arc from left to right
Nonmanual signal: eyes on people to whom you are speaking

theirs, their

Handshape: Open B
Orientation: palm out
Location: neutral space
Movement: point hand toward referents and make a small arc from left to right
Nonmanual signal: eyes on person to whom you are speaking

**call
(for attention)**


Handshape: Open B
Orientation: palm angled out
Location: neutral space
Movement: double bounce hand down
Nonmanual signal: "earnest" expression

**thing,
object**

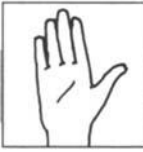
Handshape: Open B
Orientation: palm up
Location: neutral space
Movement: bounce hand to the right
Note: This sign can also be made with a double bounce to the right.

**welcome,
employ, hire**

Handshape: Open B
Orientation: palm left
Location: neutral space
Movement: swing hand down and in toward chest, ending palm up

**get away,
away**

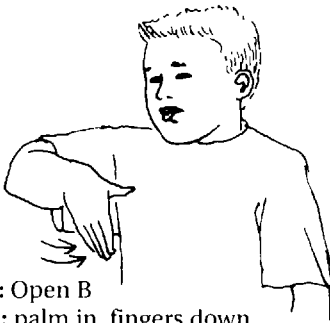
Handshape: Open B
Orientation: palm in
Location: neutral space
Movement: flip hand out sharply
Nonmanual signal: "angry" expression


OPEN B 1-Hand SIGNS
come here



Handshape: Open B
Orientation: palm in, fingers angled up
Location: neutral space
Movement: bend wrist in toward chest

**grow up,
 all my life,
 childhood,
 raised,
 reared,
 upbringing**


Handshape: Open B
Orientation: palm down
Location: neutral space
Movement: move hand up to eye level
Nonmanual signal: head tilts back;
 eyes watch hand movement

**not yet,
 haven't**



Handshape: Open B
Orientation: palm in, fingers down
Location: neutral space
Movement: swing fingers back toward
 body twice
Nonmanual signal: mouth open;
 tongue protruding

late, tardy


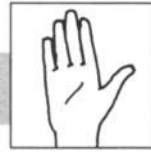
Handshape: Open B
Orientation: palm down
Location: neutral space
Movement: swing fingers back

**hello, hi (SM);
 good-bye,
 so long (DM)**



Handshape: Open B
Orientation: palm out
Location: near right shoulder
Movement: wave hand from side to side

**will, shall,
 would**


Handshape: Open B
Orientation: palm left
Location: near head
Movement: move hand forward while
 tipping fingers forward

1-Hand SIGNS  OPEN B

**future,
later on,
someday**



Handshape: Open B
Orientation: palm left
Location: near head
Movement: move hand forward in double arc

**formerly,
ages ago,
ancestors,
ancient,
former,
previously**



Handshape: Open B
Orientation: palm left
Location: near head
Movement: circle hand back twice
Nonmanual signal: right shoulder up

God




Handshape: Open B
Orientation: palm left
Location: above head
Movement: arc hand down in front of face
Nonmanual signal: head tilts back; eyes gaze up and follow hand movement

**lecture,
oration,
presentation,
speech,
testimony**



Handshape: Open B
Orientation: palm left
Location: near head
Movement: shake hand forward and back from wrist several times

elephant



Handshape: Open B
Orientation: palm down
Location: near nose
Movement: move hand down and forward, tracing the shape of a trunk

mirror




Handshape: Open B
Orientation: palm left
Location: near face
Movement: rotate palm forward and back twice
Nonmanual signal: eyes watch hand movement



OPEN B 1-Hand SIGNS

**apparent, appear,
seem**



Handshape: Open B
Orientation: palm out
Location: near face
Movement: twist palm slightly in

**smell,
fragrant,
odor**



Handshape: Open B
Orientation: palm in
Location: in front of face
Movement: circle hand up toward nose
Nonmanual signal: wrinkle nose; purse lips

**in front of,
front**




Handshape: Open B
Orientation: palm in
Location: in front of face
Movement: double bounce hand toward face

**overlook,
incognito,
invisible**



Handshape: Open B
Orientation: palm in
Location: in front of right eye
Movement: move hand down across face

don't know


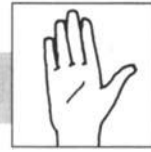


Handshape: Open B
Orientation: palm in, fingers up
Location: forehead
Movement: flip hand out and down
Nonmanual signal: head shakes "no"

hat



Handshape: Open B
Orientation: palm down
Location: top of head
Movement: tap top of head twice


1-Hand SIGNS  OPEN B

**cabbage,
lettuce**



Handshape: Open B
Orientation: palm left
Location: temple
Movement: hit temple with heel of hand twice

bed, sleep



Handshape: Open B
Orientation: palm left
Location: cheek
Movement: rest cheek on palm
Nonmanual signal: head tilts right

hear, listen




Handshape: Open B
Orientation: palm left
Location: near ear
Movement: bring hand back behind ear
Nonmanual signal: head tilts left

**call (to get
attention)**



Handshape: Open B
Orientation: palm left
Location: near mouth
Movement: move hand back to right side of mouth
Nonmanual signal: head tilts back, mouth opens

**whisper
(hearing
people)**

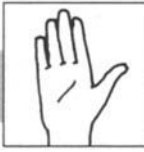


Handshape: Open B
Orientation: palm left
Location: in front of mouth
Movement: move hand back to left side of mouth
Nonmanual signal: head and body tilt to the right

frustrated



Handshape: Open B
Orientation: palm out
Location: near mouth
Movement: smack back of hand against mouth
Nonmanual signal: "frustrated" expression



OPEN B 1-Hand SIGNS

**thank you,
thanks**



Handshape: Open B
Orientation: palm in
Location: mouth
Movement: move hand forward
Nonmanual signal: head bows; smile

napkin



Handshape: Open B
Orientation: palm in
Location: mouth
Movement: brush hand across mouth
twice

ice cream



Handshape: Open B
Orientation: palm in
Location: mouth
Movement: brush hand down lips
twice

**sweet,
adorable**




Handshape: Open B
Orientation: palm in
Location: chin
Movement: brush fingertips down chin
twice

**bad, evil,
wicked**



Handshape: Open B
Orientation: palm in, fingers angled up
Location: mouth
Movement: move hand out, then turn
hand over and sharply bend wrist down

**my (SM);
mine (DM)**



Handshape: Open B
Orientation: palm in
Location: chest
Movement: pat chest with palm


1-Hand SIGNS  OPEN B

our, ours



Handshape: Open B
Orientation: palm left
Location: thumb near right shoulder
Movement: arc hand across chest, ending with palm right
Nonmanual signal: eyes pan the eyes of all the referents

willing, acquiesce, admit, confess, consent, give in, yield



Handshape: Open B
Orientation: palm in
Location: palm on chest
Movement: move hand out a short distance
Nonmanual signal: body leans forward

happy, delight, glad, joy, merry



Handshape: Open B
Orientation: palm in
Location: chest
Movement: brush hand up in a circular motion twice
Nonmanual signal: smile

upset




Handshape: Open B
Orientation: palm down
Location: index finger on chest
Movement: flip hand over, ending with palm up
Nonmanual signal: "angry" or "sad" expression

please, appreciate, enjoy




Handshape: Open B
Orientation: palm in
Location: palm on chest
Movement: make small circles on chest
Nonmanual signal: smile

because




Handshape: Open B > A
Orientation: palm in
Location: fingertips on forehead
Movement: arc hand up, closing to A handshape



OPEN B 1-Hand SIGNS

forget


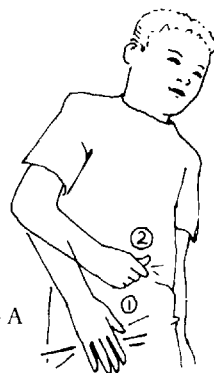
Handshape: Open B > A
Orientation: palm in
Location: fingertips on forehead
Movement: slide fingers across and off forehead, closing to A handshape
Nonmanual signal: head tilts back

better


Handshape: Open B > A
Orientation: palm in
Location: mouth
Movement: move hand out to the right, closing to A handshape
Note: Exaggerate movement upward to form the superlative form, "best."

**prefer,
rather**


Handshape: Open B > A
Orientation: palm in
Location: chest
Movement: arc hand up to the right, closing to A handshape

dog



Handshape: Open B > A
Orientation: palm left
Location: right thigh
Movement: smack thigh, then move hand up and snap fingers twice
Nonmanual signal: lips pursed

**stubborn,
obstinate,
persistent**


Handshape: Open B > Bent B
Orientation: palm out
Location: thumb on right temple
Movement: bend fingers down sharply
Nonmanual signal: eyebrows knit, frown

sleepy


Handshape: Open B > Bent B
Orientation: palm in, fingers up
Location: in front of face
Movement: bend fingers down twice
Nonmanual signal: droopy eyes

1-Hand SIGNS  OPEN B**pig**


Handshape: Open B > Bent B
Orientation: palm down
Location: under chin
Movement: bend fingers down and up twice

**dweeb,
jerk, nerd**

Handshape: Open B > Y
Orientation: palm out
Location: near forehead
Movement: bring hand back against forehead while changing to Y handshape
Nonmanual signal: tongue protrudes

why

Handshape: Open B > Y
Orientation: palm in
Location: fingertips on forehead
Movement: move hand forward and down while changing to Y handshape
Nonmanual signal: "questioning" expression
Note: See page 115 for a variation of this sign.

**pollution
(compound: smell + mix)**

Handshape: Open B > 5 : 5
Orientation: right palm in; left palm up
Location: right hand in front of mouth; left hand in neutral space
Movement: brush hand up toward nose, then change to 5 handshape, palm down above left palm, and move hands in circular motion



BENT B 1-Hand SIGNS

**short, small
(height)**




Handshape: Bent B
Orientation: palm down
Location: neutral space
Movement: move hand down
Nonmanual signal: eyes follow hand

child




Handshape: Bent B
Orientation: palm down
Location: neutral space
Movement: move hand down a short distance

**adult, tall,
big**



Handshape: Bent B
Orientation: palm down
Location: neutral space
Movement: move hand up
Nonmanual signal: eyes follow hand

**back,
behind,
rear**




Handshape: Bent B
Orientation: palm in
Location: above right shoulder
Movement: double bounce hand back over right shoulder

**past, ago, ex-,
last, previous,
was**

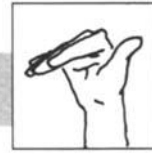



Handshape: Bent B
Orientation: palm in
Location: in front of right shoulder
Movement: move hand back over right shoulder

**know (SM);
aware,
conscious,
familiar,
knowledge,
mental,
recognize (DM)**



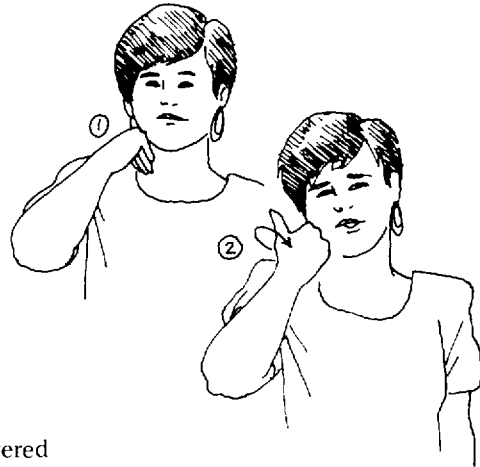
Handshape: Bent B
Orientation: palm in
Location: near temple
Movement: tap temple with fingertips

1-Hand SIGNS  BENT B**head**

Handshape: Bent B
Orientation: palm down
Location: temple
Movement: move fingertips from right temple to right cheek

**broke,
penniless**

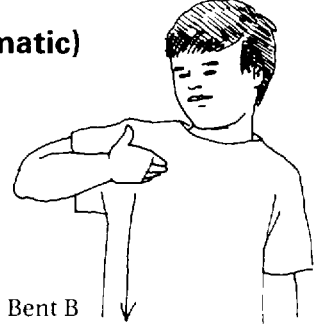
Handshape: Bent B
Orientation: palm down
Location: near neck
Movement: strike side of neck with side of hand
Nonmanual signal: head tilts left

**ashamed, bashful,
shame, shy**

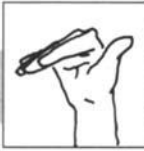
Handshape: Bent B
Orientation: palm down
Location: knuckles on cheek
Movement: twist hand up
Nonmanual signal: head tilts right; eyes lowered

blouse

Handshape: Bent B
Orientation: palm in
Location: fingertips on chest
Movement: arc hand down to waist, ending with palm up

me (dramatic)

Handshape: Bent B
Orientation: palm up
Location: fingertips on chest
Movement: slide hand down chest to waist
Nonmanual signal: shoulders thrust back; erect posture


BENT B & 1-Hand SIGNS

member



Handshape: Bent B
Orientation: palm in
Location: fingertips on left side of chest
Movement: arc hand across to right side of chest

breasts



Handshape: Bent B
Orientation: palm in
Location: fingertips on left breast
Movement: arc hand across to right breast

pig (insult)


Handshape: Bent B > Open B
Orientation: palm down
Location: under chin
Movement: smack hand up sharply to hit chin while straightening fingers
Nonmanual signal: "disgusted" expression

force, coerce, compel, impel



Handshape: C
Orientation: palm out
Location: neutral space
Movement: move hand forward and bend wrist down

conservative


Handshape: C
Orientation: palm out
Location: neutral space
Movement: shake hand gently side to side

Chicago


Handshape: C
Orientation: palm left
Location: neutral space
Movement: move hand to the right and down

1-Hand SIGNS  C**Christmas**

Handshape: C
Orientation: palm out
Location: neutral space
Movement: swing hand in a semicircle, ending with palm in
Note: See page 64 for a variation of this sign

**strange,
curious, odd,
queer, weird**


Handshape: C
Orientation: palm left
Location: near right eye
Movement: bend wrist down, ending with palm down in front of chin
Nonmanual signal: head tilts right; frown with "puzzled" expression

**examine, investigate, look for,
probe, search, seek**

Handshape: C
Orientation: palm left
Location: near face
Movement: circle hand to the left in front of face at least twice
Nonmanual signal: head and body move slightly left with each circular movement; eyes scan room
Note: When referring to a more thorough examination, use both hands in an alternating movement.

cousin (male)

Handshape: C
Orientation: palm left
Location: near temple
Movement: twist wrist back and forth
Note: The sign for a female cousin is made near the chin.

computer

Handshape: C
Orientation: palm left
Location: right temple
Movement: double bounce thumb against temple


C 1-Hand SIGNS
sun


Handshape: C
Orientation: palm left
Location: near right temple
Movement: double bounce fingertips against temple
Nonmanual signal: head tilts left

genius



Handshape: C
Orientation: palm left
Location: near forehead
Movement: move hand back, ending with thumb on forehead
Nonmanual signal: puffed cheeks

**concept,
cognitive**


Handshape: C
Orientation: palm in
Location: thumb on forehead
Movement: move hand out

choke, gag


Handshape: C
Orientation: palm in
Location: fingertips on neck
Movement: shake hand slightly from side to side
Nonmanual signal: "choking" expression

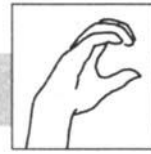
**Christmas,
Santa Claus**


Handshape: C
Orientation: palm left
Location: chin
Movement: arc hand down to chest, ending with palm up
Note: See page 63 for a variation of this sign.


**drink,
beverage**


Handshape: C
Orientation: palm left
Location: thumb on mouth
Movement: tilt hand up


1-Hand SIGNS ➤ C

**cafeteria**

Handshape: C
Orientation: palm left
Location: index finger on left side of chin
Movement: slide index finger down left side of chin, then down right side of chin

beard

Handshape: C
Orientation: palm in
Location: fingertips on right side of chin
Movement: slide fingers across to left side of chin

appetite, hunger, hungry, wish (SM); passion, lust (DM)

Handshape: C
Orientation: palm in
Location: fingertips on chest
Movement: slide fingertips slowly down chest; for "passion" and "lust," make shorter, faster movements

cop, guard, patrol, police, security

Handshape: C
Orientation: palm left
Location: chest
Movement: double bounce side of hand on chest

character

Handshape: C
Orientation: palm left
Location: near chest
Movement: move hand in a small circle, then drop hand on chest


Congress, committee, council

Handshape: C
Orientation: palm left
Location: left side of chest
Movement: arc hand across to right side of chest



C 1-Hand SIGNS

complain, object (SM); complain, grievance, objection (DM)



Handshape: C
Orientation: palm in
Location: chest
Movement: double bounce fingertips against chest

Christ (Christian)




Handshape: C
Orientation: palm left
Location: below left shoulder
Movement: move hand across body down to right side of waist

cough



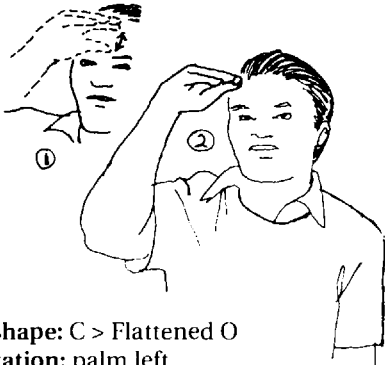
Handshape: C
Orientation: palm in
Location: fingertips on chest
Movement: rock hand up and down
Nonmanual signal: shoulders rounded; "sick" expression

pension, allowance, dividend, royalty, subscription, welfare



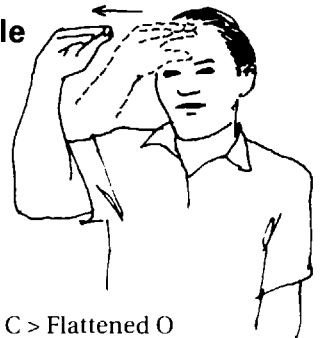
Handshape: C > A
Orientation: palm in
Location: near head
Movement: bring hand down in short, quick double motion while changing to A handshape
Nonmanual signal: lips pursed

boy



Handshape: C > Flattened O
Orientation: palm left
Location: near forehead
Movement: close fingertips and thumb together twice


man, male



Handshape: C > Flattened O
Orientation: palm left
Location: near forehead
Movement: move hand forward, closing fingertips and thumb

1-Hand SIGNS  D**milk, dairy**


Handshape: C > S
Orientation: palm left
Location: neutral space
Movement: open and close fist twice

guess, assume, estimate, miss

Handshape: C > S
Orientation: palm left
Location: right side of face
Movement: arc hand across face, closing to S handshape

old, age, antique

Handshape: C > S
Orientation: palm left
Location: index finger on chin
Movement: move hand down while changing to S handshape

orange

Handshape: C > S
Orientation: palm left
Location: near mouth
Movement: open and close fist twice

democrat

Handshape: D
Orientation: palm out
Location: neutral space
Movement: shake hand back and forth, gently

dinner

Handshape: D
Orientation: palm in
Location: near chin
Movement: tap chin twice with fingertips




D 1-Hand SIGNS

detective



Handshape: D
Orientation: palm down
Location: chest
Movement: brush fingertips down chest twice

east




Handshape: E
Orientation: palm out
Location: neutral space
Movement: move hand right

elevator




Handshape: E
Orientation: palm left
Location: neutral space
Movement: move hand up and down

Easter




Handshape: E
Orientation: palm out
Location: near head
Movement: twist wrist back and forth with small movement

Europe



Handshape: E
Orientation: palm in
Location: near forehead
Movement: move hand in small circle

french fries

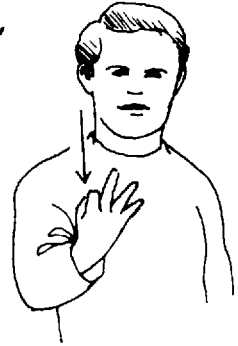


Handshape: F
Orientation: palm down
Location: neutral space
Movement: bounce hand from left to right


1-Hand SIGNS ➤ F

**Friday**


Handshape: F
Orientation: palm in
Location: neutral space
Movement: move hand in gentle circular motion

every Friday, Fridays

Handshape: F
Orientation: palm in
Location: in front of face
Movement: move hand down

pepper

Handshape: F
Orientation: palm down
Location: neutral space
Movement: double bounce hand down

fine (texture)

Handshape: F
Orientation: palm out
Location: neutral space
Movement: rub index finger and thumb together several times


furniture

Handshape: F
Orientation: palm out
Location: neutral space
Movement: shake hand slightly side to side


**preach
(minister,
pastor,
preacher),
sermon**

Handshape: F
Orientation: palm out
Location: near right shoulder
Movement: double bounce hand forward
Nonmanual signal: lips pursed



F 1-Hand SIGNS

find, discover



Handshape: F
Orientation: palm down
Location: neutral space
Movement: bend wrist up, ending with palm out
Nonmanual signal: head tilts back; mouth open

France, French


Handshape: F
Orientation: palm out
Location: near head
Movement: swing hand in a semicircle, ending with palm in

in the nick of time


Handshape: F
Orientation: palm in
Location: thumb and index fingertips on right eyebrow
Movement: move hand out in a short, quick motion
Nonmanual signal: right shoulder lifts up; head tilts right; "cz" mouth movement

hair


Handshape: F
Orientation: palm left
Location: head
Movement: grasp hair and pull up twice, using short, quick motions

Native American, American Indian, Indian


Handshape: F
Orientation: palm left
Location: near chin
Movement: bounce thumb and index fingertips back along cheek toward ear

earring


Handshape: F
Orientation: palm left
Location: right earlobe
Movement: wiggle earlobe several times

1-Hand SIGNS ➤ F



**very close,
nearby**



Handshape: F

Orientation: palm in

Location: thumb and index fingertips
on nose

Movement: twist hand sharply out and
bend wrist down

Nonmanual signal: right shoulder lifts up;
head tilts right; "cz" mouth movement

fox



Handshape: F

Orientation: palm left

Location: thumb and index fingertips
on nose

Movement: twist wrist back and forth

fruit



Handshape: F

Orientation: palm left

Location: thumb and index fingertips
on cheek

Movement: twist hand forward twice

cat



Handshape: F


Orientation: palm left

Location: cheek

Movement: brush index finger and
thumb back toward ear twice

Note: See page 223 for a two-hand
variation of this sign.

soon



Handshape: F

Orientation: palm in

Location: chin

Movement: tap chin twice

Nonmanual signal: right shoulder lifts up;
head tilts right; "cz" mouth movement

**knack,
expert**



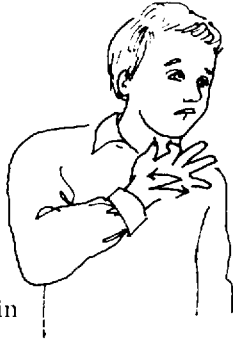
Handshape: F

Orientation: palm in


Location: near chin

Movement: bring hand in to hit chin


Nonmanual signal: lips taut


F 1-Hand SIGNS
curious


Handshape: F
Orientation: palm in
Location: neck
Movement: grasp skin of neck and pull side to side
Nonmanual signal: body leans forward; head tilts right; eyebrows knit

volunteer, apply, candidate


Handshape: F
Orientation: palm in
Location: chest
Movement: grasp shirt fabric and tug twice
Nonmanual signal: right shoulder raised

benefit, advantage


Handshape: F
Orientation: palm down
Location: on chest
Movement: brush thumb and index fingertips down chest

profit, commission, gain


Handshape: F
Orientation: palm down
Location: ribs
Movement: brush thumb and index fingertips down body
Nonmanual signal: right shoulder raised

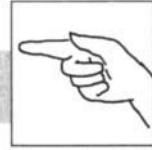
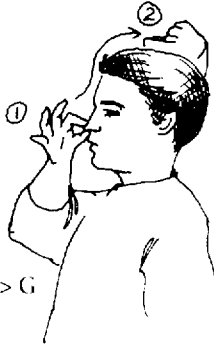



pill, capsule, take a pill


Handshape: F > Open F
Orientation: palm in
Location: near mouth
Movement: move hand toward mouth and flick open index finger and thumb twice
Nonmanual signal: mouth open


appoint, choose, select


Handshape: Open F > F
Orientation: palm down
Location: neutral space
Movement: bend wrist back, closing to F handshape


1-Hand SIGNS ➤ G

**skunk****Handshape:** Open F > G**Orientation:** palm in**Location:** nose**Movement:** press nostrils together, then change to G handshape and move hand up head, ending with hand on top of head, palm out**green****Handshape:** G**Orientation:** palm up**Location:** neutral space**Movement:** twist hand up and down several times**quiz****Handshape:** G**Orientation:** palm out**Location:** neutral space**Movement:** trace the shape of a question mark with fingers, ending with palm down**small, little bit, slight, tiny****Handshape:** G**Orientation:** palm left**Location:** near face**Movement:** bring hand back slightly toward face**Nonmanual signal:** "cz" mouth movement; right shoulder and head tilt to right side**turkey****Handshape:** G**Orientation:** palm down**Location:** chin**Movement:** swing fingers back and forth twice**priest, clergy (SM); collar (DM)****Handshape:** G**Orientation:** palm left**Location:** neck**Movement:** move hand left to right across neck


G 1-Hand SIGNS

Thanksgiving


Handshape: G
Orientation: palm down
Location: index finger on mouth
Movement: move hand down to center of chest

queen



Handshape: G
Orientation: palm down
Location: index finger and thumb on chest
Movement: move hand diagonally across body, ending at right side of waist

**guilt,
conscience,
guilty**


Handshape: G
Orientation: palm left
Location: below left shoulder
Movement: tap index finger and thumb against chest

**what-to-do,
what**

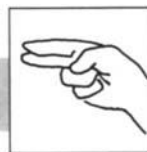


Handshape: G > Baby O
Orientation: palm up
Location: neutral space
Movement: bring index finger and thumb together twice
Nonmanual signal: body leans forward, head tilts right, "puzzled" expression

**lots to do,
busy**


Handshape: G > Baby O
Orientation: palm up
Location: neutral space
Movement: move hand in small circles while opening and closing index finger and thumb
Nonmanual signal: trill lips

Gallaudet



Handshape: G > Baby O
Orientation: palm right
Location: thumb and index fingertips near right eye
Movement: move hand back and close index finger and thumb

1-Hand SIGNS  H
**glasses,
eyeglasses**


Handshape: G > Baby O
Orientation: palm left
Location: thumb and index fingertips
 near right eye
Movement: move hand right, closing
 index finger and thumb twice

bird, chicken



Handshape: G > Baby O
Orientation: palm out
Location: index finger against cheek
Movement: close and open index
 finger and thumb twice

pin (jewelry)


Handshape: G > Baby O
Orientation: palm in
Location: thumb on chest
Movement: close index finger against
 thumb

Thursday


Handshape: H
Orientation: palm in
Location: neutral space
Movement: move hand in gentle
 circular motion

**every Thursday,
Thursdays**


Handshape: H
Orientation: palm in
Location: in front of face
Movement: move hand down

**zap, got ya!
(slang)**


Handshape: H
Orientation: palm out
Location: neutral space
Movement: bend hand forward and
 back quickly


H  **1-Hand SIGNS**

hard of hearing



Handshape: H
Orientation: palm left
Location: neutral space
Movement: bounce hand down from left to right

history



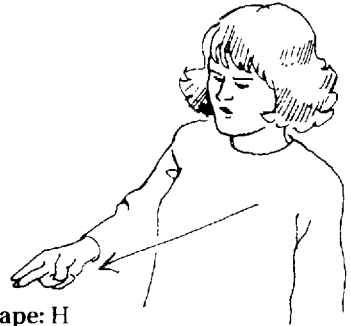
Handshape: H
Orientation: palm left
Location: neutral space
Movement: shake hand up and down twice

use, utilize, wear




Handshape: H
Orientation: palm out
Location: neutral space
Movement: move hand in a circle
Note: See page 237 for a two-hand variation of this sign.

hell



Handshape: H
Orientation: palm in
Location: below left shoulder
Movement: make sharp movement down across body, ending in front of right side of waist

high, inebriated, stoned



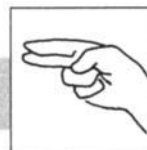
Handshape: H
Orientation: palm left
Location: near forehead
Movement: move hand up

Catholic




Handshape: H
Orientation: palm in
Location: near forehead
Movement: trace shape of cross near forehead


1-Hand SIGNS ➤ H

**uncle**

Handshape: H
Orientation: palm out
Location: near temple
Movement: brush hands down temple twice
Note: Movement may be circular.

**handsome,
Hawaii,
Hawaiian**

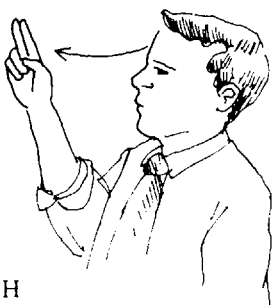
Handshape: H
Orientation: palm in
Location: near face
Movement: circle fingers counterclockwise around face

horse


Handshape: H
Orientation: palm out
Location: thumb on right temple
Movement: bend index and middle fingers twice
Note: This may be signed with both hands, using the same handshape and movement.

Latin

Handshape: H
Orientation: palm in
Location: fingertips on forehead
Movement: move hand down to tip of nose
Note: See page 84 for a variation of this sign.

honor

Handshape: H
Orientation: palm left
Location: index finger on forehead
Movement: arc hand forward
Nonmanual signal: head slowly moves up in reverence

necktie, tie

Handshape: H
Orientation: palm in
Location: neck
Movement: arc hand down to center of chest




H 1-Hand SIGNS

us



Handshape: H
Orientation: palm left
Location: thumb on right side of chest
Movement: arc hand across to left side of chest, ending palm in
Note: Use this sign only when signing manual English.

hospital



Handshape: H
Orientation: palm in
Location: left upper arm
Movement: use fingertips to trace shape of cross on arm

candy, cute, sugar




Handshape: H > N
Orientation: palm in
Location: chin
Movement: brush fingers down chin twice, ending in N handshape

funny, amusing, comical, humorous




Handshape: H > N
Orientation: palm in
Location: nose
Movement: brush fingers down nose twice while bending them
Nonmanual signal: smile

high school



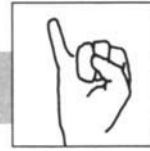
Handshape: H > S
Orientation: palm in
Location: neutral space
Movement: move hand right, closing to S handshape

United States




Handshape: H > S
Orientation: palm out
Location: neutral space
Movement: move hand forward, closing to S handshape

1-Hand SIGNS I

**insurance**

Handshape: I
Orientation: palm out
Location: neutral space
Movement: shake hand slightly side to side

**Italy, Italian,
Pepsi**

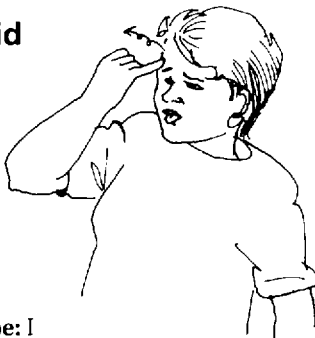
Handshape: I
Orientation: palm in
Location: near forehead
Movement: trace a cross near center of forehead
Note: See page 86 for the preferred sign for Italy.

**imagine,
conceive,
theory**

Handshape: I
Orientation: palm in
Location: fingertip on forehead
Movement: spiral hand forward and up

idea

Handshape: I
Orientation: palm in
Location: fingertip on forehead
Movement: move hand up and out

paranoid

Handshape: I
Orientation: palm in
Location: fingertip on forehead
Movement: move hand out in small spirals
Nonmanual signal: tongue protruding


**if, suppose,
what if**

Handshape: I
Orientation: palm in
Location: below eye
Movement: tap little finger against face twice
Nonmanual signal: head tilts right, "frowning" expression




1-Hand SIGNS

jealous, envy




Handshape: 1
Orientation: palm out
Location: fingertip near right corner of mouth
Movement: twist hand back, ending with palm in
Nonmanual signal: head tilts right, "angry" expression

Japan, Japanese



Handshape: 1
Orientation: palm left
Location: eye
Movement: twist hand back, ending with palm in
Note: See page 249 for the preferred sign.

Israel, Israeli



Handshape: 1
Orientation: palm in
Location: chin
Movement: slide index finger down left side of chin, then down right side of chin

I



Handshape: 1
Orientation: palm left
Location: chest
Movement: hit thumb side of hand against chest

kitchen



Handshape: K
Orientation: palm left
Location: neutral space
Movement: shake hand slightly side to side

Philadelphia




Handshape: K
Orientation: palm left
Location: neutral space
Movement: move hand to the right and down

1-Hand SIGNS K

**purple**

Handshape: K
Orientation: palm down
Location: neutral space
Movement: twist hand side to side twice

philosophy


Handshape: K
Orientation: palm down
Location: near forehead
Movement: bend wrist down slightly twice

**two of us,
we (two)**

Handshape: K
Orientation: palm in
Location: neutral space
Movement: bend wrist forward and back between self and referent

politics

Handshape: K
Orientation: palm left
Location: near temple
Movement: circle hand near the head; then touch right temple with middle finger

paranoid

Handshape: K
Orientation: palm left
Location: middle finger on temple
Movement: twist wrist forward and back twice

poison

Handshape: K
Orientation: palm in
Location: middle finger on chin
Movement: twist hand slightly twice




K 1-Hand SIGNS

pink



Handshape: K
Orientation: palm in
Location: chin
Movement: brush middle finger down chin twice

parents



Handshape: K
Orientation: palm left
Location: middle finger on right temple
Movement: move middle finger down to right side of mouth

peach



Handshape: K
Orientation: palm down
Location: index finger on cheek
Movement: circle hand forward on cheek

cake



Handshape: K
Orientation: palm in
Location: cheek
Movement: brush cheek twice with middle finger

**penis, pee,
urine**



Handshape: K
Orientation: palm in
Location: nose
Movement: tap nose twice with middle finger

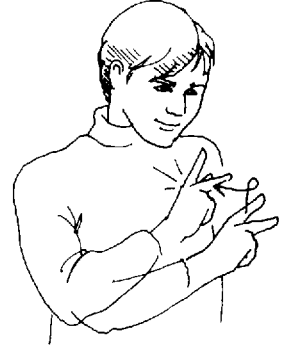
king



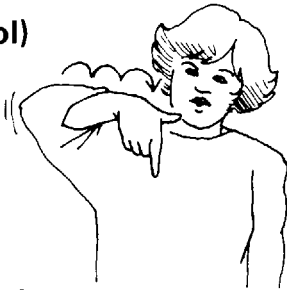
Handshape: K
Orientation: palm down
Location: index finger on chest
Movement: move hand down across body, ending on right side of waist
Nonmanual signal: shoulders thrust back, erect posture

1-Hand SIGNS  L
**patient
(ill person)**


Handshape: K
Orientation: palm in
Location: left upper arm
Movement: trace shape of a cross with middle finger

personality


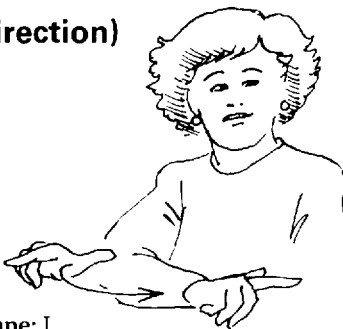
Handshape: K
Orientation: palm down
Location: chest
Movement: move hand in small circle, then drop thumb on chest

drill (tool)



Handshape: L
Orientation: palm in, index finger pointing down
Location: neutral space
Movement: bounce hand up and down several times while moving hand left

landlord


Handshape: L
Orientation: palm down, index finger pointing forward
Location: neutral space
Movement: arc hand from left to right

left (direction)


Handshape: L
Orientation: palm down, index finger pointing forward
Location: neutral space
Movement: move hand left

library


Handshape: L
Orientation: palm out
Location: neutral space
Movement: move hand in a circle



L 1-Hand SIGNS

hair dryer



Handshape: L
Orientation: palm down, index finger pointing at head
Location: near head
Movement: move hand in a circle
Nonmanual signal: head tilts left

second, endorse



Handshape: L
Orientation: palm left, index finger pointing up
Location: above right shoulder
Movement: twist wrist forward, ending with index finger pointing forward

Latin



Handshape: L
Orientation: palm left
Location: thumb on forehead
Movement: move thumb down to nose
Note: See page 77 for a variation of this sign.

Lincoln



Handshape: L
Orientation: palm out
Location: right side of forehead
Movement: tap forehead twice with thumb

lemon




Handshape: L
Orientation: palm left
Location: chin
Movement: twist wrist and brush thumb down chin twice

lunch




Handshape: L
Orientation: palm left
Location: chin
Movement: tap chin twice with thumb

1-Hand SIGNS  L**Lord, landlord**

Handshape: L
Orientation: palm down,
 index finger pointing left
Location: thumb below left shoulder
Movement: move hand down across
 body, ending with thumb on right
 side of waist

lazy

Handshape: L
Orientation: palm in
Location: below left shoulder
Movement: tap chest twice
Nonmanual signal: mouth open,
 tongue protruding

legislature

Handshape: L
Orientation: palm down, index finger
 pointing left
Location: thumb on chest
Movement: arc hand across to right
 side of chest

shoot

Handshape: L > Bent L
Orientation: palm left, index finger
 points at referent
Location: neutral space
Movement: bend thumb down twice

laugh

Handshape: L > Bent L
Orientation: palm in
Location: cheek
Movement: bend index finger down,
 brushing cheek twice


who, whom

Handshape: L > Bent L
Orientation: palm left
Location: thumb on chin
Movement: bend index finger down twice



L 1-Hand SIGNS

because



Handshape: L > Bent L
Orientation: palm in
Location: index finger on forehead
Movement: wipe index finger across forehead to the right, then bend finger

**Coke,
Coca-Cola**



Handshape: L > Bent L
Orientation: palm in
Location: index finger on left arm
Movement: bend thumb down twice

**drink (liquor),
shot (liquor)**



Handshape: Bent L
Orientation: palm left
Location: neutral space
Movement: tip hand back toward mouth
Nonmanual signal: head tips back

moon

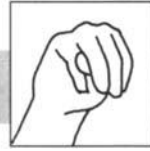


Handshape: Bent L
Orientation: palm left
Location: thumb on forehead
Movement: arc hand up and to right

Italy



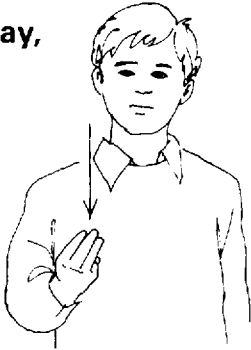
Handshape: Bent L > Baby O
Orientation: palm out
Location: neutral space
Movement: move hand down in wavy motion, closing thumb and index finger
Note: This is the preferred sign for Italy, used by Italians.

1-Hand SIGNS  M**interest**


Handshape: Bent L > A
Orientation: palm in
Location: near nose
Movement: move hand out, closing to A handshape
Nonmanual signal: body leans forward

Monday

Handshape: M
Orientation: palm in
Location: neutral space
Movement: move hand in gentle circular motion
Note: The palm may face forward.

every Monday, Mondays


Handshape: M
Orientation: palm in
Location: in front of face
Movement: move hand down

Boy Scout

Handshape: M
Orientation: palm out, fingertips angled up
Location: near forehead
Movement: tap forehead twice with index finger

Mormon

Handshape: M
Orientation: palm left
Location: cheek
Movement: brush fingertips down cheek twice

member

Handshape: M
Orientation: palm in
Location: fingertips below left shoulder chest
Movement: arc hand across to right side of chest



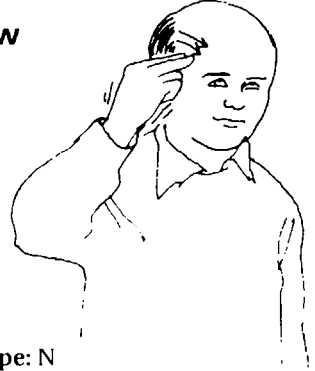
N 1-Hand SIGNS

north



Handshape: N
Orientation: palm in
Location: neutral space
Movement: move hand up

nephew



Handshape: N
Orientation: palm left
Location: temple
Movement: twist wrist forward twice

niece




Handshape: N
Orientation: palm left
Location: cheek
Movement: twist wrist forward twice

duck



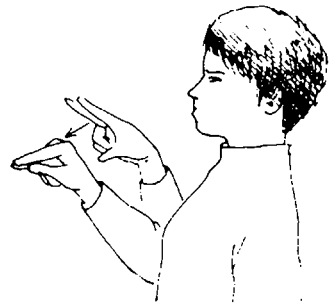
Handshape: Open N > N
Orientation: palm out
Location: cheek
Movement: close fingers to thumb twice

Thanksgiving



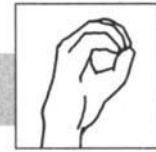
Handshape: Open N > N
Orientation: palm down
Location: chin
Movement: move hand down to touch chest, ending with fingers pointing down

no



Handshape: Open N > Flattened O
Orientation: palm out
Location: neutral space
Movement: close fingers sharply to thumb
Nonmanual signal: head shakes "no"

1-Hand SIGNS

**gray**

Handshape: O
Orientation: palm left
Location: neutral space
Movement: twist hand around, ending with palm in

seasoning, spice

Handshape: O
Orientation: palm right
Location: neutral space
Movement: bounce hand down twice

none, zip


Handshape: O
Orientation: palm left
Location: neutral space
Movement: move hand forward

zero

Handshape: O
Orientation: palm left
Location: neutral space
Movement: shake hand side to side

percent

Handshape: O
Orientation: palm left
Location: neutral space
Movement: move hand right and then down

opinion

Handshape: O
Orientation: palm left
Location: forehead
Movement: circle hand out from forehead twice



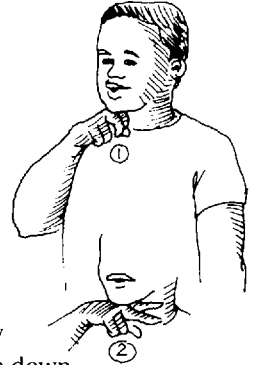
O 1-Hand SIGNS

orphan



Handshape: O
Orientation: palm left
Location: thumb and index finger on forehead
Movement: move hand down to chin

frog



Handshape: O > V
Orientation: palm down
Location: under chin
Movement: flick fingers out into V handshape

warm



Handshape: O > 5
Orientation: palm in
Location: fingertips on chin
Movement: move hand out, opening to 5 handshape, palm up

**point,
period**



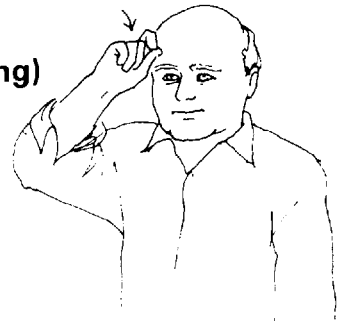
Handshape: Baby O
Orientation: palm down
Location: neutral space
Movement: sharply bend wrist forward

**thus,
therefore**

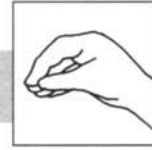


Handshape: Baby O
Orientation: palm out
Location: neutral space
Movement: draw top part of a triangle

**cap
(clothing)**



Handshape: Baby O
Orientation: palm left
Location: forehead
Movement: move hand down slightly

1-Hand SIGNS  FLATTENED O**cold (virus)**


Handshape: Baby O
Orientation: palm in
Location: nose
Movement: brush fingers down each side of nose twice
Nonmanual signal: droopy eyes

a little, slightly

Handshape: Baby O > A
Orientation: palm up
Location: neutral space
Movement: flick thumb off index finger twice
Nonmanual signal: right shoulder raised

tattle

Handshape: Baby O > 1
Orientation: palm down
Location: mouth
Movement: move hand out, flicking index finger out

ponder, cogitate, deliberate, mull over

Handshape: Flattened O
Orientation: palm in
Location: near forehead
Movement: circle hand while randomly tapping fingertips on thumb
Nonmanual signal: "pensive" expression

flower

Handshape: Flattened O
Orientation: palm left
Location: right side of nose
Movement: arc hand around to left side of nose

home

Handshape: Flattened O
Orientation: palm in
Location: chin
Movement: bounce hand up right cheek



FLATTENED O & 1-Hand SIGNS

kiss



Handshape: Flattened O
Orientation: palm in
Location: mouth
Movement: twist the wrist out and move hand toward referent

**eat (SM);
food (DM)**



Handshape: Flattened O
Orientation: palm in
Location: mouth
Movement: double bounce hand against mouth

give, supply



Handshape: Flattened O
Orientation: palm in
Location: chest
Movement: bend wrist out, ending with palm up
Note: See page 258 for a two-hand variation of this sign.

own



Handshape: Flattened O
Orientation: palm left
Location: chest
Movement: hit hand against chest

**send, dispatch,
mail to**



Handshape: Flattened O > 5
Orientation: palm out
Location: neutral space
Movement: move hand out while opening to 5 handshape


lamp, light




Handshape: Flattened O > 5
Orientation: palm left
Location: near head
Movement: drop hand down toward face while opening to 5 handshape

1-Hand SIGNS  FLATTENED O**shower**

Handshape: Flattened O > 5
Orientation: palm left
Location: near head
Movement: bend hand down toward face while flicking fingers open twice
Nonmanual signal: head tilts left

inform, information, news, notify

Handshape: Flattened O > 5
Orientation: palm in
Location: forehead
Movement: drop hand down and out while opening to 5 handshape

gentleman, man

Handshape: Flattened O > 5
Orientation: palm left
Location: forehead
Movement: move hand down to chest while opening to 5 handshape

ignore, disregard, don't care, indifferent

Handshape: Flattened O > 5
Orientation: palm in
Location: nose
Movement: twist hand sharply out while opening to 5 handshape

white person, Caucasian, pale


Handshape: Flattened O > 5
Orientation: palm in
Location: chest
Movement: snap hand up and open to 5 handshape, ending with palm in front of face



FLATTENED O & 1-Hand SIGNS

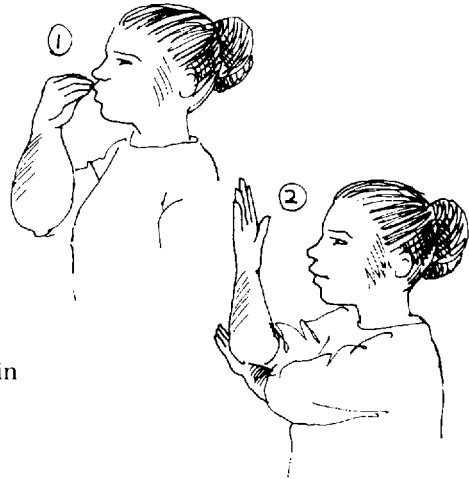
breakfast (compound: eat + morning)

Handshape: Flattened O > Open B : passive
Orientation: palms in
Location: right hand near mouth; left hand in neutral space
Movement: bring right hand to mouth, then place left hand inside crook of right arm and bring right forearm up




lunch (compound: eat + noon)


Handshape: Flattened O > Open B : passive
Orientation: right palm in; left palm down
Location: right hand near mouth; left hand in neutral space
Movement: bring right hand to mouth, then place right elbow on back of left hand



dinner (compound: eat + night)

Handshape: Flattened O > Open B : passive
Orientation: right palm in; left palm down
Location: right hand near mouth; left hand in neutral space
Movement: bring right hand to mouth, then open right hand while bringing right arm down over left hand




1-Hand SIGNS  R

husband
(compound: man + marry)



Handshape: Flattened O > C : C
Orientation: right palm left; left palm up
Location: right hand on forehead; left hand in neutral space
Movement: move right hand down, opening to C handshape, and clasp hands together

son
(compound: boy + baby)




Handshape: Flattened O > Open B : Open B
Orientation: right palm left; left palm up
Location: right hand on forehead; left hand in neutral space
Movement: move right hand down, opening to Open B handshape, and lay right arm inside left arm

brother
(compound:
boy + same)



Handshape: Flattened O > L : L
Orientation: right palm left; left palm right
Location: right hand on forehead; left hand in neutral space
Movement: move right hand down, opening to L handshape, and place hand on top of left hand

right
(direction)



Handshape: R
Orientation: palm down
Location: neutral space
Movement: move hand right


R 1-Hand SIGNS

**rest room,
railroad**



Handshape: R
Orientation: palm down
Location: neutral space
Movement: arc hand from left to right

**reason,
rational,
rationale,
realize**



Handshape: R
Orientation: palm in
Location: forehead
Movement: move hand in small circles

rat



Handshape: R
Orientation: palm left
Location: nose
Movement: brush fingers across nose twice

respect



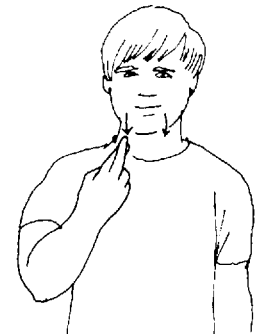
Handshape: R
Orientation: palm in
Location: fingertips on forehead
Movement: arc hand out and up
Nonmanual signal: head slowly lifts up

are



Handshape: R
Orientation: palm left
Location: mouth
Movement: move hand straight out
Note: Use this sign only when signing manual English.

restaurant




Handshape: R
Orientation: palm in
Location: chin
Movement: brush fingers down right side of chin, then down left side of chin

1-Hand SIGNS S



**religious,
religion**




Handshape: R
Orientation: palm in
Location: fingertips on chest
Movement: twist hand out, ending with fingers pointing forward

yes




Handshape: S
Orientation: palm out
Location: neutral space
Movement: bend wrist down twice
Nonmanual signal: slight nod of head up and down

south



Handshape: S
Orientation: palm in
Location: neutral space
Movement: move hand down

punch, hit



Handshape: S
Orientation: palm left
Location: neutral space
Movement: push hand out sharply

Saturday



Handshape: S
Orientation: palm in
Location: neutral space
Movement: move hand in gentle circular motion

**every
Saturday,
Saturdays**




Handshape: S
Orientation: palm in
Location: in front of face
Movement: move hand down




S 1-Hand SIGNS

**disobey, rebel,
strike**



Handshape: S
Orientation: palm in
Location: in front of head
Movement: twist hand around sharply
Nonmanual signal: pursed lips

carrot




Handshape: S
Orientation: palm down
Location: near mouth
Movement: bring hand in toward
 mouth in slow bounces
Nonmanual signal: teeth chatter

ice cream



Handshape: S
Orientation: palm left
Location: near mouth
Movement: brush hand down chin twice
Nonmanual signal: mouth open, tongue
 protruding

**hang
(by a rope)**



Handshape: S
Orientation: palm out
Location: near neck
Movement: pull hand up sharply to the
 right
Nonmanual signal: head tilts left
Note: See page 114 for a variation of
 this sign.

**baggage,
luggage,
suitcase**



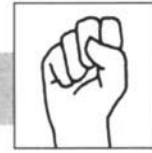

Handshape: S
Orientation: palm in
Location: neutral space
Movement: double bounce hand down
Note: This sign is similar to PURSE, which
 is made with an A handshape.

metal



Handshape: S
Orientation: palm left
Location: under chin
Movement: brush index-finger knuckle
 under chin twice

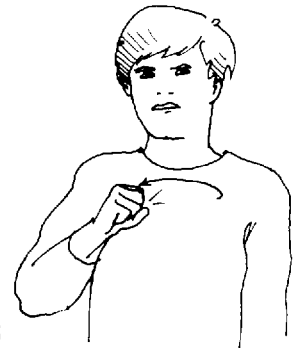
1-Hand SIGNS S


**baloney, bull (slang),
bullshit**


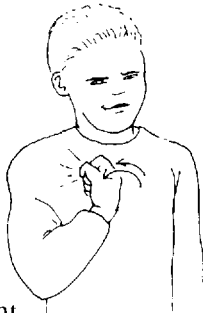
Handshape: S
Orientation: palm left
Location: nose
Movement: twist hand down twice
Nonmanual signal: "disbelieving" expression, head tilts right

cough


Handshape: S
Orientation: palm left
Location: chest
Movement: bounce hand off chest twice
Nonmanual signal: shoulders rounded; "sick" expression

Senate


Handshape: S
Orientation: palm left
Location: below left shoulder
Movement: arc hand across to right side of chest

tough, gang


Handshape: S
Orientation: palm right
Location: below right shoulder
Movement: brush hand down against chest twice
Nonmanual signal: right shoulder raises and leans forward; "tough-guy" expression

**throw (away),
discard**


Handshape: S > H
Orientation: palm in
Location: neutral space
Movement: flick fingers open to H handshape while moving hand forward



S 1-Hand SIGNS

**understand,
comprehend**



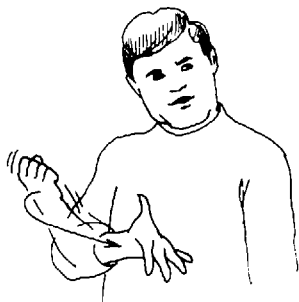
Handshape: S > 1
Orientation: palm left
Location: temple
Movement: flick index finger up as hand moves out slightly

**drop,
forget it**



Handshape: S > 5
Orientation: palm down
Location: neutral space
Movement: bend wrist down and flick fingers out

gamble



Handshape: S > 5
Orientation: palm up
Location: neutral space
Movement: shake hand slightly side to side, then throw it down, flicking fingers out

**nothing, deny
(not true)**



Handshape: S > 5
Orientation: palm down
Location: under chin
Movement: thrust hand out while flicking fingers out
Nonmanual signal: head and shoulders thrust back; head shakes "no"

poetry (ASL)



Handshape: S > 5
Orientation: palm in
Location: chest
Movement: arc hand out, opening to 5 handshape

**toilet,
bathroom,
rest room**



Handshape: T
Orientation: palm out
Location: neutral space
Movement: shake hand slightly side to side

1-Hand SIGNS T



Tuesday



Handshape: T
Orientation: palm in
Location: neutral space
Movement: move hand in gentle circular motion

**every Tuesday,
Tuesdays**



Handshape: T
Orientation: palm in
Location: in front of face
Movement: move hand down

tan



Handshape: T
Orientation: palm out
Location: cheek
Movement: move hand down cheek

twins




Handshape: T
Orientation: palm left
Location: left side of chin
Movement: bounce hand around to right side of chin

Thursday



Handshape: T > H
Orientation: palm left
Location: neutral space
Movement: twist hand around, changing to H handshape

**every Thursday,
Thursdays**



Handshape: T > H
Orientation: palm left
Location: in front of face
Movement: move hand down while changing into H handshape




T 1-Hand SIGNS

**fast, immediate,
rapid, right away,
suddenly, swift**



Handshape: T > Bent L
Orientation: palm left
Location: neutral space
Movement: bend hand forward while flicking thumb off index finger

**delete, remove,
eliminate**




Handshape: T > Bent L
Orientation: palm left
Location: neutral space
Movement: flick thumb off index finger

**look, gaze,
observe,
watch,
witness,
view**



Handshape: V
Orientation: palm out
Location: neutral space
Movement: double bounce hand toward referent
Nonmanual signal: eyes follow referent

**contempt,
disdain,
disrespect,
look down
on, scorn**



Handshape: V
Orientation: palm out
Location: neutral space
Movement: bend wrist down, ending with fingers angled down
Nonmanual signal: head and eyes lowered; "patronizing" expression

**vanilla,
vitamin**

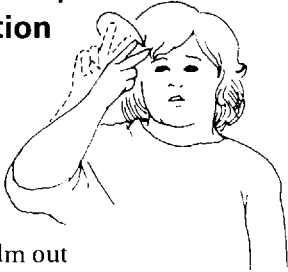


Handshape: V
Orientation: palm out
Location: neutral space
Movement: shake hand slightly side to side


**switch,
trade places,
vice-versa**



Handshape: V
Orientation: palm down
Location: neutral space
Movement: flip hand over, ending with palm up

1-Hand SIGNS  V
**misunderstand,
misconception**



Handshape: V
Orientation: palm out
Location: index finger on forehead
Movement: flip hand over, ending with middle finger on forehead
Nonmanual signal: head back; mouth open; tongue protruding

**ignorant,
dumb,
stupid**


Handshape: V
Orientation: palm out
Location: forehead
Movement: smack hand sharply against forehead
Nonmanual signal: mouth open; tongue protruding

hindsight


Handshape: V
Orientation: palm down
Location: near eye
Movement: arc hand back toward ear

see, perceive


Handshape: V
Orientation: palm in
Location: near eye
Movement: move hand out to the left
Nonmanual signal: eyes follow fingers toward referent

**speechread,
lipread**


Handshape: V
Orientation: palm in
Location: near mouth
Movement: shake hand side to side

**careless,
reckless**


Handshape: V
Orientation: palm left
Location: near face
Movement: move hand across face twice
Nonmanual signal: head tilts back; mouth open; tongue protruding
Note: Sign may be formed with both hands moving past each other in front of the face.



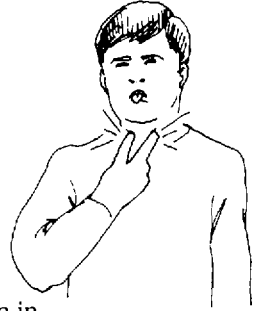
V 1-Hand SIGNS

smoke (v.)



Handshape: V
Orientation: palm in
Location: mouth
Movement: move hand out and back twice
Nonmanual signal: mouth in sucking position

stuck, trapped



Handshape: V
Orientation: palm in
Location: neck
Movement: poke neck with index and middle fingers
Nonmanual signal: head back; mouth open; tongue protruding

voice



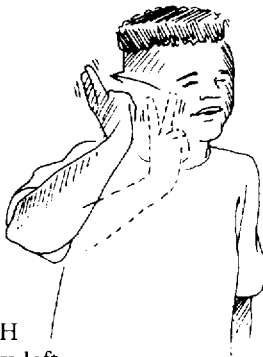
Handshape: V
Orientation: palm in
Location: fingertips on neck
Movement: brush fingers up and off neck

scissors



Handshape: V > H
Orientation: palm in
Location: neutral space
Movement: close and open fingers several times

haircut (barber, beautician)




Handshape: V > H
Orientation: palm left
Location: near head
Movement: close and open fingers while moving hand back along hairline

pizza



Handshape: Bent V
Orientation: palm out
Location: neutral space
Movement: zigzag hand down


1-Hand SIGNS  BENT V

**tour, journey,
travel, trip**



Handshape: Bent V
Orientation: palm out
Location: neutral space
Movement: move hand in a circle

stairs



Handshape: Bent V
Orientation: palm down
Location: neutral space
Movement: spiral hand up in small arcs

snake



Handshape: Bent V
Orientation: palm in
Location: near mouth
Movement: twist hand around and
move hand down in a wavy motion

blind



Handshape: Bent V
Orientation: palm in
Location: near eyes
Movement: bring hand in to eyes

speech, oral



Handshape: Bent V
Orientation: palm in
Location: near mouth
Movement: circle mouth with index
and middle fingers

**doubt, cynical,
don't believe,
skeptical**



Handshape: Bent V
Orientation: palm in
Location: near eyes
Movement: bend fingers down twice
Nonmanual signal: head tilts right;
"disbelieving" expression



BENT V 2a **1-Hand SIGNS**

**nervy, nerve,
rude**



Handshape: Bent V
Orientation: palm out
Location: knuckles on cheek
Movement: swing wrist out and to the left
Nonmanual signal: "annoyed" expression

goat



Handshape: Bent V
Orientation: palm in
Location: fingertips on chin
Movement: arc hand up, ending with bent fingertips on forehead

strict, stern



Handshape: Bent V
Orientation: palm left
Location: near nose
Movement: sharply tap index finger against nose
Nonmanual signal: shoulders thrust back; erect posture; "stern" expression

**gum, chewing
gum**




Handshape: Bent V > V
Orientation: palm left
Location: fingertips on cheek
Movement: straighten and bend fingers twice

west



Handshape: W
Orientation: palm out
Location: neutral space
Movement: move hand left


Wednesday



Handshape: W
Orientation: palm in
Location: neutral space
Movement: move hand in gentle circular motion


1-Hand SIGNS  W

**every
Wednesday,
Wednesdays**



Handshape: W
Orientation: palm in
Location: in front of face
Movement: move hand down

**baptism,
christening**



Handshape: W
Orientation: palm out
Location: forehead
Movement: tap forehead twice with
index finger
Nonmanual signal: head tilts left

weird



Handshape: W
Orientation: palm left
Location: right side of face
Movement: bend fingers down and up while
moving hand left
Nonmanual signal: "scornful" expression

wine



Handshape: W
Orientation: palm left
Location: cheek
Movement: move hand in small circle

water




Handshape: W
Orientation: palm left
Location: chin
Movement: double bounce index
finger against chin



W 1-Hand SIGNS

Washington (state), George Washington



Handshape: W
Orientation: palm in
Location: near shoulder
Movement: spiral hand out, ending with palm left

we



Handshape: W
Orientation: palm left
Location: below right shoulder
Movement: arc hand across to left side of chest, ending with palm in
Note: Use this sign only when signing manual English.

ocean, river (compound: water + waves)



Handshape: W > Open B : Open B
Orientation: right palm left; left palm down
Location: right index finger on chin; left hand in neutral space
Movement: tap right index finger against chin, then bring hand down, opening to Open B handshape and move both hands forward in wavy motion

flood (compound: water + rise)



Handshape: W > Open B : Open B
Orientation: right palm left; left palm down
Location: right index finger on chin; left hand in neutral space
Movement: tap right index finger against chin, then bring hand down, opening to Open B handshape, palm down, and raise hands

1-Hand SIGNS X




pond
(compound: water + circular body)

Handshape: W > Bent L : Bent L
Orientation: right palm left; left palm right
Location: right index finger on chin; left hand in neutral space
Movement: tap right index finger against chin, then bring hand down, opening to Bent L handshape, palms facing, and move hands apart to show size of pond



**celebrate,
 cheer,
 hurray,
 triumph,
 victory**

Handshape: X
Orientation: palm in
Location: near shoulder
Movement: move hand in a circle
Nonmanual signal: "happy" expression
Note: See page 255 for a two-hand variation of this sign.



**give,
 acquiesce,
 donate**

Handshape: X
Orientation: palm left
Location: neutral space
Movement: bend arm down



**must, have to,
 obligated to,
 ought, should
 (SM); need,
 necessary,
 vital (DM)**

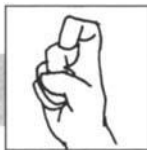
Handshape: X
Orientation: palm out
Location: neutral space
Movement: bend wrist down



fool, sucker


Handshape: X
Orientation: palm in
Location: near mouth
Movement: double bounce hand in
Nonmanual signal: mouth open;
 tongue protruding





X 1-Hand SIGNS

wise



Handshape: X
Orientation: palm down
Location: forehead
Movement: double bounce hand down

eagle



Handshape: X
Orientation: palm out
Location: nose
Movement: tap nose twice with index finger

Egypt



Handshape: X
Orientation: palm out
Location: forehead
Movement: double bounce hand on forehead

doll




Handshape: X
Orientation: palm left
Location: nose
Movement: brush index finger down nose twice

**addiction,
hooked**



Handshape: X
Orientation: palm in
Location: index finger on side of mouth
Movement: pull index finger sharply to right
Nonmanual signal: head tilts right; mouth open; tongue protruding

**recently, a
little while
ago, lately**



Handshape: X
Orientation: palm in
Location: index finger on cheek
Movement: bend index finger slightly against cheek
Nonmanual signal: right shoulder lifts up; head tilts right; "cz" mouth movement

1-Hand SIGNS X



**chewing gum,
gum**



Handshape: X
Orientation: palm out
Location: index finger on cheek
Movement: move index finger in a small circle

envious



Handshape: X
Orientation: palm in
Location: index finger between teeth
Movement: twist hand slightly side to side
Nonmanual signal: head tilts right; right shoulder leans forward; eyes lower

china, glass



Handshape: X
Orientation: palm in
Location: mouth
Movement: tap index finger against front teeth twice

hearing aid



Handshape: X
Orientation: palm out
Location: ear
Movement: double bounce hand against ear

**dry, boring,
dull**

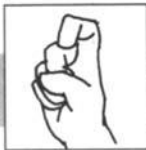


Handshape: X
Orientation: palm left
Location: chin
Movement: wipe index finger across chin to the right
Nonmanual signal: "pained" expression

sex



Handshape: X
Orientation: palm out
Location: index finger on temple
Movement: bounce hand down to lower cheek




X 1-Hand SIGNS

apple




Handshape: X
Orientation: palm down
Location: index finger against cheek
Movement: twist hand slightly forward twice

onion



Handshape: X
Orientation: palm out
Location: index finger on corner of right eye
Movement: twist hand slightly forward twice

**rubber,
condom**



Handshape: X
Orientation: palm out
Location: cheek
Movement: brush side of index finger down cheek twice

metal




Handshape: X
Orientation: palm left
Location: under chin
Movement: brush index finger off chin twice

detective

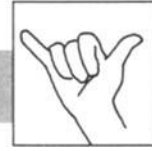


Handshape: X
Orientation: palm down
Location: below left shoulder
Movement: brush index finger down chest twice

**query, ask,
inquire,
question (v.),
quiz**



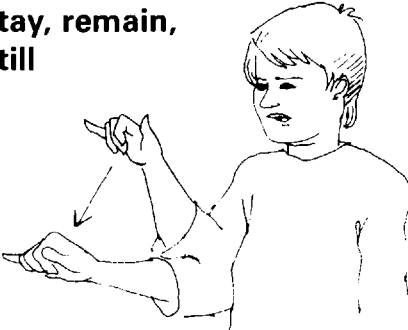
Handshape: X > 1
Orientation: palm out
Location: neutral space
Movement: use index finger to draw a question mark, changing to 1 handshape

1-Hand SIGNS  Y**oh, I see**

Handshape: Y
Orientation: palm out
Location: neutral space
Movement: double bounce hand down
Nonmanual signal: head tilts back;
 mouth open; eyes widen

yellow

Handshape: Y
Orientation: palm left
Location: neutral space
Movement: twist wrist back and forth
 several times

**stay, remain,
still**

Handshape: Y
Orientation: palm down
Location: neutral space
Movement: move hand down sharply

**me too,
in common,
same**

Handshape: Y
Orientation: palm down
Location: neutral space
Movement: move arm out and back
 toward referent twice

cow

Handshape: Y
Orientation: palm out
Location: thumb on right temple
Movement: bend wrist down and up twice
Note: See page 302 for a two-hand
 variation of this sign.


drunk

Handshape: Y
Orientation: palm left
Location: right side of face
Movement: move hand across face,
 ending with palm down



Y 1-Hand SIGNS

blond



Handshape: Y
Orientation: palm left
Location: right side of head
Movement: turn hand out and to the right

telephone (n.), phone (n.) (SM); telephone (v.), phone (v.) (DM)



Handshape: Y
Orientation: palm left
Location: thumb at ear and little finger at mouth
Movement: double bounce hand on cheek

Holland, Dutch, The Netherlands




Handshape: Y
Orientation: palm left
Location: thumb at forehead
Movement: arc thumb down and off nose

silly, absurd, folly, foolish, ridiculous



Handshape: Y
Orientation: palm left
Location: near nose
Movement: brush thumb across nose twice
Nonmanual signal: head tilts right;
 mouth open; tongue protruding

hang (by a rope)





Handshape: Y
Orientation: palm out
Location: neck
Movement: pull hand up sharply to right
Nonmanual signal: head tilts left; mouth open; tongue protruding
Note: See page 98 for a variation of this sign.


shave



Handshape: Y
Orientation: palm left
Location: thumb on left cheek
Movement: slide thumb across chin and up right cheek

1-Hand SIGNS  L - I

error, wrong (SM); mistake, incorrect (DM)



Handshape: Y
Orientation: palm in
Location: chin
Movement: hit knuckles against chin
Nonmanual signal: mouth open; tongue protruding

yesterday



Handshape: Y
Orientation: palm out
Location: thumb near mouth
Movement: arc thumb back, touching cheek below ear
Nonmanual signal: right shoulder lifts; head tilts right; "cz" mouth movement

that one



Handshape: Y > 1
Orientation: palm out
Location: neutral space
Movement: move hand forward and down, changing to 1 handshape, palm down
Nonmanual signal: change from "th" mouth to open mouth as head tilts back

I love you




Handshape: L-I
Orientation: palm out
Location: neutral space
Movement: shake hand slightly side to side

fly (SM); airplane, airport, plane (pilot, flier, aviator) (DM)



Handshape: L-I
Orientation: palm down
Location: neutral space
Movement: double bounce hand to the right

why



Handshape: L-I
Orientation: palm in
Location: near forehead
Movement: bend middle two fingers down and up several times
Nonmanual signal: body leans forward; head tilts right; "curious" expression
Note: See page 59 for a variation of this sign.




L-I 1-Hand SIGNS

**gold,
California**



Handshape: L-I
Orientation: palm left
Location: index finger at ear
Movement: swing hand around,
 changing to Y handshape, palm down

Halloween



Handshape: 1-I
Orientation: palm in
Location: near eyes
Movement: double bounce hand in
 toward eyes

kid



Handshape: 1-I
Orientation: palm down
Location: under nose
Movement: twist wrist down twice

**stuck-up,
conceited,
high society,
snob**



Handshape: 1-I
Orientation: palm left
Location: index fingertip under nose
Movement: brush index finger up tip
 of nose twice
Nonmanual signal: head tilts back

**sophisticated,
prim**



Handshape: 1-I
Orientation: palm left
Location: chin
Movement: brush index finger up chin
 twice
Nonmanual signal: shoulders thrust back;
 erect posture

one

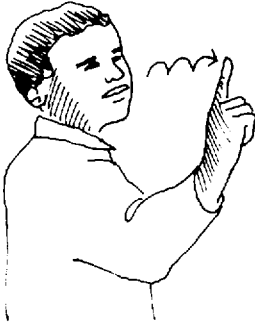


Handshape: 1
Orientation: palm out
Location: neutral space
Movement: hold hand out

1-Hand SIGNS 1




walking (one person)



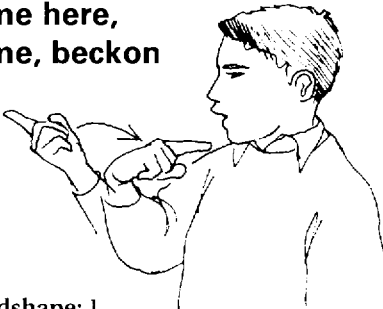
Handshape: 1
Orientation: palm out
Location: neutral space
Movement: bounce hand forward

go!



Handshape: 1
Orientation: palm out
Location: neutral space
Movement: bend hand out and down sharply, ending with palm down

come here, come, beckon




Handshape: 1
Orientation: palm up
Location: neutral space
Movement: bend wrist back, ending with index finger pointing toward chest

roam, wander




Handshape: 1
Orientation: palm out
Location: neutral space
Movement: meander hand forward

up (SM); upstairs (DM)



Handshape: 1
Orientation: palm left
Location: near head
Movement: move hand up

down (SM); downstairs (DM)



Handshape: 1
Orientation: palm in
Location: neutral space
Movement: move hand down



1 1-Hand SIGNS

**there,
over there**



Handshape: 1
Orientation: palm out
Location: neutral space
Movement: double bounce hand toward referent

far, cannon



Handshape: 1
Orientation: palm left
Location: neutral space
Movement: jab index finger sharply forward and back

where



Handshape: 1
Orientation: palm out
Location: neutral space
Movement: shake hand side to side
Nonmanual signal: body leans forward; head tilts right; "questioning" frown

comma



Handshape: 1
Orientation: palm out
Location: neutral space
Movement: trace shape of a comma with index finger

you




Handshape: 1
Orientation: palm down
Location: neutral space
Movement: jab finger toward referent
Nonmanual signal: eyes on referent

they, them



Handshape: 1
Orientation: palm down
Location: neutral space
Movement: arc index finger from left to right toward referents
Nonmanual signal: eyes on person to whom you are speaking

1-Hand SIGNS 1




**she, he, her,
him, it**



Handshape: 1
Orientation: palm left
Location: neutral space
Movement: point index finger at referent
Nonmanual signal: eyes on person to whom you are speaking

**someone, some-
body, something**



Handshape: 1
Orientation: palm in
Location: neutral space
Movement: move hand in small circle

only one, sole



Handshape: 1
Orientation: palm out
Location: neutral space
Movement: swing hand down and around, ending with palm in

always




Handshape: 1
Orientation: palm in
Location: neutral space
Movement: make two large circles with hand

one dollar



Handshape: 1
Orientation: palm out
Location: neutral space
Movement: twist hand around, ending with palm in

scold, reprimand




Handshape: 1
Orientation: palm left
Location: neutral space
Movement: wag hand twice
Nonmanual signal: body leans forward; head tilts right; "frowning" expression




1 1-Hand SIGNS

circle, cycle




Handshape: 1
Orientation: palm angled out
Location: neutral space
Movement: draw a large circle with index finger

insult



Handshape: 1
Orientation: palm down
Location: neutral space
Movement: twist hand right while moving index finger sharply up and forward

face, appearance, looks




Handshape: 1
Orientation: palm in
Location: near face
Movement: make circle around face with index finger

crazy



Handshape: 1
Orientation: palm down
Location: near temple
Movement: circle index finger around temple

wonder, reckon, speculate, thoughtful




Handshape: 1
Orientation: palm in
Location: near forehead
Movement: move hand in small circles
Nonmanual signal: "pensive" expression
Note: See page 314 for a two-hand variation of this sign.

who, whom



Handshape: 1
Orientation: palm in
Location: near mouth
Movement: circle mouth with index finger
Nonmanual signal: body leans forward; head tilts right; "curious" expression

1-Hand SIGNS 1




**say, discourse,
hearing person,
public, remark,
speak,
statement**




Handshape: 1
Orientation: palm left
Location: near mouth
Movement: circle hand out twice

**think (SM);
brain, mind
(DM)**




Handshape: 1
Orientation: palm left
Location: temple
Movement: tap temple twice with
index finger

cent, penny



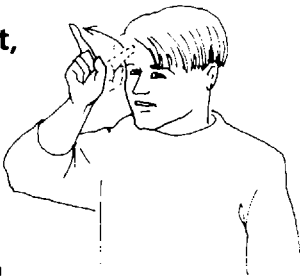
Handshape: 1
Orientation: palm left
Location: temple
Movement: bounce index finger off
right temple

for



Handshape: 1
Orientation: palm left
Location: forehead
Movement: swing hand out and around

**intelligent,
smart**



Handshape: 1
Orientation: palm left
Location: index finger on forehead
Movement: bend wrist forward
Nonmanual signal: head tilts back
Note: See page 147 for a variation of
this sign.

black



Handshape: 1
Orientation: palm down
Location: forehead
Movement: brush side of index finger
across forehead, and twist hand
back, ending with palm in



1 1-Hand SIGNS

Germany


Handshape: 1
Orientation: palm out
Location: forehead
Movement: tap back of hand against forehead twice
Note: This is the preferred sign for Germany, used by Germans.

deaf

Handshape: 1
Orientation: palm in
Location: index finger at corner of mouth
Movement: arc index finger back and tap near ear
Note: This sign can be made ear to chin. See page 129 for a variation of this sign.

**hear (SM);
sound (DM)**


Handshape: 1
Orientation: palm in
Location: ear
Movement: tap index finger on ear twice
Nonmanual signal: head tilts left

**boring,
monotonous,
tedious**

Handshape: 1
Orientation: palm out
Location: index fingertip on nose
Movement: twist hand in
Nonmanual signal: mouth open; tongue protruding

mouse

Handshape: 1
Orientation: palm left
Location: nose
Movement: brush tip of nose twice with index finger

**don't care,
don't mind**

Handshape: 1
Orientation: palm in
Location: index fingertip on nose
Movement: swing hand out and around

1-Hand SIGNS 1



**false,
fake (SM);
artificial,
mock
(adj.) (DM)**




Handshape: 1
Orientation: palm left
Location: nose
Movement: bend wrist down so index
finger brushes past nose

tooth




Handshape: 1
Orientation: palm in
Location: mouth
Movement: point index finger at front teeth

red



Handshape: 1
Orientation: palm down
Location: mouth
Movement: brush index finger down chin

candy



Handshape: 1
Orientation: palm down
Location: index finger on cheek
Movement: twist hand forward and
back twice

sour, bitter



Handshape: 1
Orientation: palm left
Location: index fingertip on chin
Movement: twist wrist left
Nonmanual signal: lips pursed; "sour"
expression

**single
(person)**



Handshape: 1
Orientation: palm left
Location: chin
Movement: brush index finger down
left side of chin, then down right
side of chin



1 1-Hand SIGNS

lonely


Handshape: 1
Orientation: palm left
Location: mouth
Movement: brush side of index finger down mouth twice
Nonmanual signal: head and eyes lowered; "sad" expression

miss (regret the loss of), disappoint

Handshape: 1
Orientation: palm in
Location: chin
Movement: hit chin with index fingertip
Nonmanual signal: head tilts back; "sad" expression

tell

Handshape: 1
Orientation: palm in
Location: mouth
Movement: arc index finger out, ending with palm angled up

command, direct, order

Handshape: 1
Orientation: palm in
Location: index fingertip on lower lip
Movement: move hand right, then bend hand sharply down


didn't mean that, didn't say that

Handshape: 1
Orientation: palm out
Location: near mouth
Movement: smack back of index finger against mouth
Nonmanual signal: head shakes "no"


lie, fib (liar)

Handshape: 1
Orientation: palm down
Location: right side of chin
Movement: sharply brush index finger across chin
Nonmanual signal: head tilts back and right

1-Hand SIGNS 1




am, are, be




Handshape: 1
Orientation: palm left
Location: mouth
Movement: move hand straight out
Note: Do not use when signing manual English.

**really, frankly,
truly**



Handshape: 1
Orientation: palm left
Location: chin
Movement: slide side of index finger up and off chin, ending with index finger pointing forward
Nonmanual signal: "serious" expression

**absolute,
actual, certain,
genuine, indeed,
real, sure,
true**



Handshape: 1
Orientation: palm left
Location: chin
Movement: move hand straight out

**thirst, thirsty
(SM); lust (DM)**




Handshape: 1
Orientation: palm in
Location: neck
Movement: slide index finger down neck
Nonmanual signal: head tilts back; "thirsty" expression

swallow



Handshape: 1
Orientation: palm left
Location: under chin
Movement: slide edge of index finger down neck
Nonmanual signal: head tilts back
Note: See page 326 for a two-hand variation of this sign.

we, us




Handshape: 1
Orientation: palm in
Location: index finger on right side of chest
Movement: arc index finger across to left side of chest




1 1-Hand SIGNS

me, I

Handshape: 1
Orientation: palm in
Location: chest
Movement: touch chest with index finger

China, Chinese

Handshape: 1
Orientation: palm in
Location: index finger below left shoulder
Movement: bounce index fingertip across chest, then down to waist
Note: This is the preferred sign for China, used by Chinese people.

one hundred

Handshape: 1 > C
Orientation: palm out
Location: neutral space
Movement: bring hand back and change to C handshape

one-half

Handshape: 1 > V
Orientation: palm in
Location: neutral space
Movement: move hand down while changing to V handshape

huh?, really?

Handshape: 1 > X
Orientation: palm out
Location: neutral space
Movement: bend index finger into X handshape twice
Nonmanual signal: "questioning" expression

government, politics

Handshape: 1 > X > 1
Orientation: palm left
Location: near head
Movement: circle index finger down, bending finger, then straighten finger and touch forehead


1-Hand SIGNS 1

**summer**

Handshape: 1 > X
Orientation: palm down
Location: forehead
Movement: wipe index finger across forehead, ending in X handshape

**suspect,
superstition**

Handshape: 1 > X
Orientation: palm in
Location: forehead
Movement: bend index finger, scratching forehead twice

dream


Handshape: 1 > X
Orientation: palm down
Location: forehead
Movement: bend index finger down and up several times while moving hand out to right

**puzzled,
perplexed**

Handshape: 1 > X
Orientation: palm out
Location: back of hand on forehead
Movement: bend index finger to X handshape
Nonmanual signal: head tilts back; mouth open; brows furrowed in puzzlement

ugly, homely

Handshape: 1 > X
Orientation: palm down
Location: under nose
Movement: slide index finger under nose, ending in X handshape
Note: See page 330 for a two-hand variation of this sign.

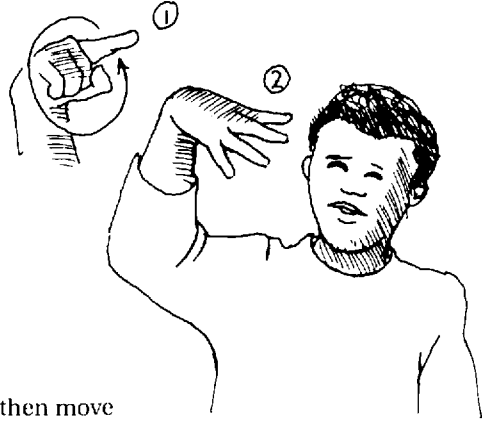
**eternal, forever,
everlasting**

Handshape: 1 > Y
Orientation: palm down
Location: forehead
Movement: twist wrist forward, changing to Y handshape



1 1-Hand SIGNS

sun, sunshine



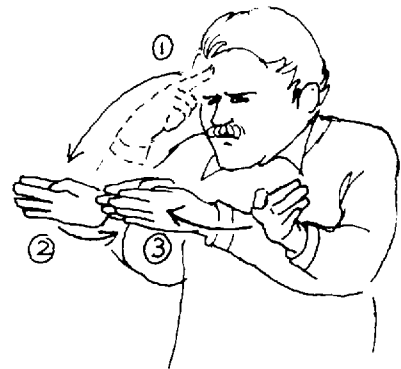
Handshape: 1 > 5
Orientation: palm out
Location: above head
Movement: draw a circle with index finger, then move hand toward head while opening to 5 handshape

broad-minded (compound: think + general)




Handshape: 1 > B : B
Orientation: right palm left; left palm right
Location: right index fingertip on forehead; left hand in neutral space
Movement: bring right hand down while changing to B handshape, palms facing, fingers touching, then swing fingers away from each other
Nonmanual signal: slightly wide eyes

narrow-minded (compound: think + narrow)



Handshape: 1 > B : B
Orientation: right palm left; left palm right
Location: right index fingertip on forehead; left hand in neutral space
Movement: bring right hand down while changing to B handshape, palms facing, hands apart, then bend fingers in toward each other
Nonmanual signal: brows furrowed, "serious" expression



witness, eyewitness
(compound: eye + prove)

Handshape: 1 > B : B
Orientation: right palm in; left palm up
Location: right hand below eye; left hand in neutral space
Movement: bring right hand down while changing to B handshape, palm up, and slap into left palm
Nonmanual signal: lips taut, "earnest" expression



deaf
(compound: hear + close)

Handshape: 1 > B : B
Orientation: right palm left; left palm down
Location: right index finger below ear; left hand in neutral space
Movement: bring right hand down while changing to B handshape, and move index fingers together
Note: See page 122 for a variation of this sign.



**pledge, commit, guarantee,
promise, vow, swear**
(compound)

Handshape: 1 > Open B : B
Orientation: right palm left; left palm down
Location: right index finger on mouth; left hand in neutral space
Movement: move right hand down, changing to Open B handshape, then bump wrist against left hand
Nonmanual signal: pursed lips
Note: See page 130 for a variation of this sign.





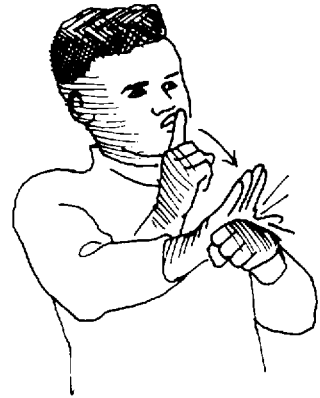
public school
(compound: say + school)

Handshape: 1 > Open B : Open B
Orientation: right palm in; left hand in neutral space
Location: near mouth
Movement: circle hand out twice, then move hand down while changing to Open B handshape and clap hands



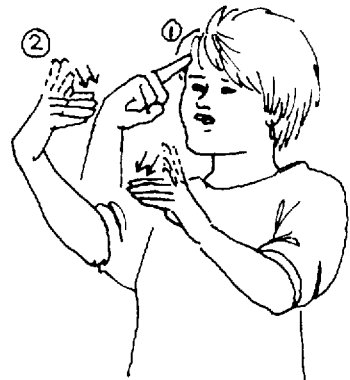
**promise, commit, guarantee,
pledge, vow, swear**
(compound)

Handshape: 1 > Open B : S
Orientation: right palm left; left palm in
Location: right index finger on mouth; left hand in neutral space
Movement: move right hand down, changing to Open B handshape, then slap right palm down on left hand
Nonmanual signal: pursed lips
Note: See page 129 for a variation of this sign.



anticipate, expect, hope
(compound: think + hope)

Handshape: 1 > Open B > Bent B : Open B > Bent B
Orientation: right palm left; left palm right
Location: right index finger on forehead; left hand in neutral space
Movement: move right hand out while changing to Open B handshape, palms facing, and bend both hands down and up twice





believe
(compound: think + marry)




Handshape: 1 > C : C
Orientation: right palm left; left palm up
Location: right index finger on forehead; left hand in neutral space
Movement: bring right hand down while changing to C handshape and clasp hands together

decide, determine, resolve, verdict
(compound: think + judge)



Handshape: 1 > F : F
Orientation: right palm left; left palm right
Location: right index finger on forehead; left hand in neutral space
Movement: move right hand down while changing to F handshape, palm left, even with left hand, and move both hands down

loud
(compound: hear + noise)



Handshape: 1 > S : S
Orientation: right palm left; left palm down
Location: right index finger at ear; left hand in neutral space
Movement: move right hand down, changing to S handshape, then move hands side to side in unison
Nonmanual signal: "pained" expression




noise, noisy
(compound: hear + vibrate)




Handshape: 1 > 5 : 5
Orientation: right palm in; left palm down
Location: right index finger on ear; left hand in neutral space
Movement: move right hand down, even with left hand, and shake both hands

disagree, differ
(compound: think + opposite)



Handshape: 1 > 1 : 1
Orientation: right palm left; left palm right
Location: right index finger on forehead; left hand in neutral space
Movement: bring right hand down so index fingertips touch, then move hands away from each other

agree, concur, correspond
(compound: think + same)



Handshape: 1 > 1 : 1
Orientation: right palm left; left palm down
Location: right index finger on forehead; left hand in neutral space
Movement: bring right hand down so index fingers touch
Nonmanual signal: head nods "yes"



blush, embarrass, flushed
(compound: red + embarrass)

Handshape: 1 > 5 : 5
Orientation: palms in
Location: right index finger on lower lip
Movement: brush right index finger down chin, then change to 5 handshape, both hands near jaw, and move hands up in front of cheeks
Nonmanual signal: "embarrassed" expression




confident, trust
(compound: think + trust)

Handshape: 1 > 5 > S : 5 > S
Orientation: right palm in; left palm right
Location: right index finger near forehead; left hand in neutral space
Movement: tap right index finger on forehead, then move hand down, changing to 5 handshape, palm left, slightly above left hand; bring hands together, closing to S handshape, ending with right hand on top of left hand




vehicle, moving vehicle

Handshape: 3
Orientation: palm left
Location: neutral space
Movement: move hand forward
Note: The hand moves in the direction and way that vehicle under discussion moves.



lousy

Handshape: 3
Orientation: palm left
Location: nose
Movement: loop hand to right, then bring sharply down





3 1-Hand SIGNS

rooster


Handshape: 3
Orientation: palm left
Location: forehead
Movement: tap thumb twice on forehead

spit

Handshape: 3
Orientation: palm left
Location: mouth
Movement: arc hand sharply out and down

receptive

Handshape: 3 > Bent 3
Orientation: palm left
Location: near temple
Movement: bend index and middle fingers as thumb touches index under eye twice

**devil, demon,
devilish,
mischievous,
Satan**

Handshape: 3 > Bent 3
Orientation: palm out
Location: thumb on temple
Movement: bend and straighten index and middle fingers twice
Note: See page 333 for a two-hand variation of this sign.

insect, bug

Handshape: 3 > Bent 3
Orientation: palm left
Location: thumb on nose
Movement: bend and straighten index and middle fingers twice

jail


Handshape: 4
Orientation: palm in
Location: near face
Movement: move hand in toward face

1-Hand SIGNS 5

**talk**

Handshape: 4
Orientation: palm left
Location: chin
Movement: double bounce index finger
 lightly on chin

**invent,
 create,
 devise,
 improvise**



Handshape: 4
Orientation: palm left
Location: index fingertip on forehead
Movement: arc hand up and out
Nonmanual signal: head tilts back

**ignore,
 disregard,
 neglect**




Handshape: 4
Orientation: palm left
Location: index fingertip on nose
Movement: arc hand out to side, then
 bring down sharply
Nonmanual signal: head tilts left

**Scotland,
 Scotch,
 Scots**



Handshape: 4
Orientation: palm in
Location: upper arm
Movement: brush fingers across width
 of arm, then flip over and brush back
 of hand down toward elbow

**approximately,
 about, around,
 thereabouts,
 estimate (v.)**



Handshape: 5
Orientation: palm out
Location: neutral space
Movement: move hand in a circle twice

**area,
 around here**




Handshape: 5
Orientation: palm down
Location: neutral space
Movement: move hand in a circle twice



5 1-Hand SIGNS

**spell,
alphabet,
fingerspell**



Handshape: 5
Orientation: palm down
Location: neutral space
Movement: move hand in small circles while randomly wiggling fingers

**long ago,
former,
used to be**



Handshape: 5
Orientation: palm left
Location: near shoulder
Movement: circle hand back so thumb brushes down shoulder twice
Nonmanual signal: body leans back; "cha" mouth utterance

insane



Handshape: 5
Orientation: palm down
Location: near head
Movement: circle hand around twice
Nonmanual signal: head tilts right; mouth open; tongue protruding

**lettuce,
cabbage**




Handshape: 5
Orientation: palm left
Location: head
Movement: hit head twice with heel of hand

**father,
dad**



Handshape: 5
Orientation: palm left
Location: forehead
Movement: tap thumb twice on forehead

grandfather



Handshape: 5
Orientation: palm left
Location: thumb on forehead
Movement: bounce hand out in double arc

1-Hand SIGNS 5



**man,
gentleman**



Handshape: 5
Orientation: palm left
Location: forehead
Movement: tap thumb on forehead
 and then on chest
Nonmanual signal: shoulders thrust
 back; erect posture

parents



Handshape: 5
Orientation: palm left
Location: forehead
Movement: tap thumb on forehead
 and then on chin
Note: This sign can be reversed.

**mother,
mom**



Handshape: 5
Orientation: palm left
Location: chin
Movement: tap thumb twice on chin

grandmother



Handshape: 5
Orientation: palm left
Location: thumb on chin
Movement: bounce hand out in double arc

**woman,
female,
lady**

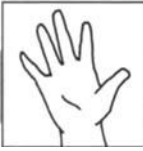


Handshape: 5
Orientation: palm left
Location: chin
Movement: tap thumb on chin and
 then chest
Nonmanual signal: shoulders thrust
 back; erect posture

**farm,
agriculture,
bum, ranch,
sloppy**



Handshape: 5
Orientation: palm left
Location: left side of chin
Movement: brush thumb across chin



5 1-Hand SIGNS

**dirty, filthy,
soiled**




Handshape: 5
Orientation: palm down
Location: under chin
Movement: randomly wiggle fingers
Nonmanual signal: mouth open;
tongue protruding

color




Handshape: 5
Orientation: palm in
Location: chin
Movement: wiggle fingertips randomly
while tapping chin

**swell, awesome,
you're a riot
(slang)**



Handshape: 5
Orientation: palm left
Location: chest
Movement: randomly wiggle fingers,
keeping thumb on chest
Nonmanual signal: body leans back

**indignant,
appalled**



Handshape: 5
Orientation: palm left
Location: thumb on chest
Movement: bend hand down sharply
Nonmanual signal: lips pursed

**fancy, elegant,
refined,
courteous**



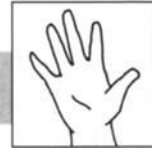
Handshape: 5
Orientation: palm left
Location: chest
Movement: brush thumb up chest twice
Nonmanual signal: "genteel" expression

fine




Handshape: 5
Orientation: palm left
Location: chest
Movement: arc hand out and down
Nonmanual signal: shoulders thrust back

1-Hand SIGNS 5

**pregnant**

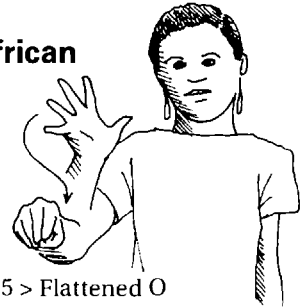
Handshape: 5
Orientation: palm in
Location: abdomen
Movement: move hand out

leave, go away, gone

Handshape: 5 > Flattened O
Orientation: palm in
Location: neutral space
Movement: pull hand to right, closing to Flattened O handshape

and

Handshape: 5 > Flattened O
Orientation: palm in
Location: neutral space
Movement: move hand right, closing to Flattened O handshape

Africa, African


Handshape: 5 > Flattened O
Orientation: palm out
Location: neutral space
Movement: swirl fingers right and down, closing to Flattened O handshape
Note: This is the preferred sign, used by Africans to refer to themselves.

asleep, nap

Handshape: 5 > Flattened O
Orientation: palm in
Location: near face
Movement: close fingers to Flattened O handshape
Note: See the following sign for the adjective form.

drowsy, sleepy

Handshape: 5 > Flattened O
Orientation: palm in
Location: near face
Movement: bring hand down slowly, closing fingers to thumb twice
Nonmanual signal: droopy eyes



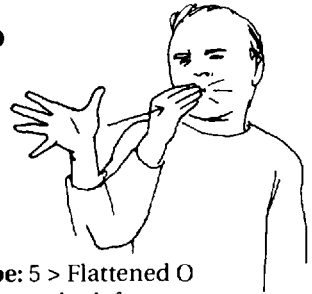
5 1-Hand SIGNS

**pretty,
beautiful,
gorgeous,
lovely**



Handshape: 5 > Flattened O
Orientation: palm left
Location: near face
Movement: slowly sweep fingers around face, closing to Flattened O handshape
Nonmanual signal: head tilts back

shut up



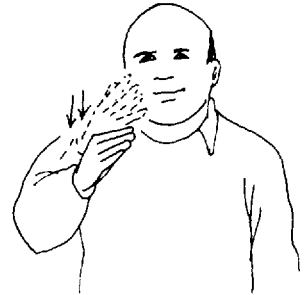
Handshape: 5 > Flattened O
Orientation: palm left
Location: near face
Movement: sharply bring hand to mouth, closing fingers to thumb, ending with fingertips on mouth
Nonmanual signal: "angry" expression

**Jewish,
Hebrew**



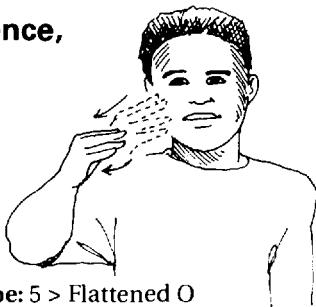
Handshape: 5 > Flattened O
Orientation: palm in
Location: chin
Movement: brush fingers off chin twice, closing to Flattened O handshape

peach



Handshape: 5 > Flattened O
Orientation: palm in
Location: cheek
Movement: brush fingers down and off cheek twice, closing to Flattened O handshape

**experience,
expert**



Handshape: 5 > Flattened O
Orientation: palm right
Location: cheek
Movement: brush fingers down cheek and pull hand right twice, closing to Flattened O handshape

wolf




Handshape: 5 > Flattened O
Orientation: palm in
Location: face
Movement: brush fingers off nose and mouth, closing to Flattened O handshape



**catch (disease),
prone to catch a disease**

Handshape: 5 > Flattened O
Orientation: palm down, fingers forward
Location: neutral space
Movement: move hand sharply in to chest, closing to Flattened O handshape
Nonmanual signal: body leans away from repelling reference; "disgusted" expression



white (object)

Handshape: 5 > Flattened O
Orientation: palm in
Location: chest
Movement: move hand out from chest, closing to Flattened O handshape



**oversleep
(compound: sleep + way-past-sunrise)**

Handshape: 5 > Flattened O > F : Open B (passive)
Orientation: right palm in; left palm down
Location: right hand near face; left hand in neutral space
Movement: close fingers to thumb in front of face, then change to F handshape while moving hand under and then above passive arm





5 1-Hand SIGNS

**commonplace,
big deal (slang),
boring, nothing to
it, old hat (slang),
trivial**




Handshape: 5 > S
Orientation: palm left
Location: left cheek
Movement: slide back of hand under chin
to right cheek, closing to S handshape
Nonmanual signal: "bored" expression

channel, knob



Handshape: Bent 5
Orientation: palm out
Location: neutral space
Movement: twist arm side to side
several times

**crazy for (slang),
crave, favorite**



Handshape: Bent 5
Orientation: palm in
Location: near face
Movement: shake hand slightly side to side
Nonmanual signal: "excited" expression

dizzy



Handshape: Bent 5
Orientation: palm in
Location: near face
Movement: slowly circle face with hand
Nonmanual signal: body wobbles

**grouchy,
ill-tempered,
irritable,
moody**



Handshape: Bent 5
Orientation: palm in
Location: near face
Movement: keeping hand taut, bend
fingertips in and out a few times
Nonmanual signal: "angry" expression

lion



Handshape: Bent 5
Orientation: palm down
Location: above head
Movement: slide hand back along head
Nonmanual signal: shoulders thrust
back, erect posture

1-Hand SIGNS  BENT 5**comb**

Handshape: Bent 5
Orientation: palm left
Location: head
Movement: brush fingertips down hair twice

radio

Handshape: Bent 5
Orientation: palm left
Location: ear
Movement: twist hand side to side several times
Nonmanual signal: head tilts right
Note: See page 353 for a two-hand variation of this sign.

crazy, insane


Handshape: Bent 5
Orientation: palm left
Location: near temple
Movement: twist arm back and forth several times
Nonmanual signal: mouth open; tongue protruding

eat fruit

Handshape: Bent 5
Orientation: palm in
Location: below chin
Movement: twist wrist back twice, brushing past mouth


mad, angry, cross

Handshape: Bent 5
Orientation: palm in
Location: near face
Movement: bring hand in to face in sharp, quick motion
Nonmanual signal: "angry" expression

scream, cry out, shout, yell

Handshape: Bent 5
Orientation: palm in
Location: near chin
Movement: sharply arc hand up and out
Nonmanual signal: mouth mimics a scream


BENT 5 1-Hand SIGNS

hot


Handshape: Bent 5
Orientation: palm in
Location: near mouth
Movement: sharply swing hand out and around, ending palm down
Nonmanual signal: blow air out of mouth

grass, hay


Handshape: Bent 5
Orientation: palm angled up
Location: chin
Movement: brush heel of hand up and off chin twice

**captain, boss,
coach,
general,
officer**



Handshape: Bent 5
Orientation: palm down
Location: shoulder
Movement: tap shoulder twice with fingertips

**anger, fury,
mad**



Handshape: Bent 5
Orientation: palm in
Location: chest
Movement: swing hand up sharply
Nonmanual signal: "angry" expression

**disgust,
nauseating,
obnoxious,
revolting**


Handshape: Bent 5
Orientation: palm in
Location: chest
Movement: move hand in small circles
Nonmanual signal: "disgusted" expression

take, get


Handshape: Bent 5 > S
Orientation: palm left
Location: neutral space
Movement: bring hand in sharply, closing to S handshape

1-Hand SIGNS  BENT 5

**arrest,
catch**




Handshape: Bent 5 > S
Orientation: palm out
Location: neutral space
Movement: move hand out and down,
 closing to S handshape

curse, swear



Handshape: Bent 5 > S
Orientation: palm in
Location: chin
Movement: pull hand out sharply,
 closing to S handshape

memorize



Handshape: Bent 5 > S
Orientation: palm left
Location: forehead
Movement: move hand out to the
 right, closing to S handshape
Nonmanual signal: lips taut

**cherish,
treasure,
value**



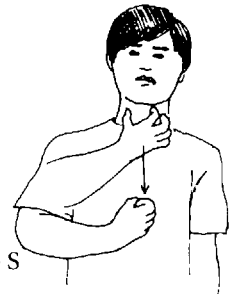
Handshape: Bent 5 > S
Orientation: palm in
Location: fingertips on chin
Movement: sharply close fingers to S
 handshape
Nonmanual signal: "hungry" expression

**gulp,
oops**



Handshape: Bent 5 > S
Orientation: palm in
Location: fingertips on neck
Movement: sharply close fingers to S
 handshape
Nonmanual signal: "embarrassed"
 expression

**suppress,
restrain
(feelings)**



Handshape: Bent 5 > S
Orientation: palm in
Location: neck
Movement: slide fingertips down to chest,
 slowly closing to S handshape
Nonmanual signal: lips taut; body taut
Note: See page 362 for a two-hand
 variation of this sign.


BENT 5 2a **1-Hand SIGNS**
**feeble-minded,
senile**



Handshape: Bent 5 > 5
Orientation: palm left
Location: forehead
Movement: straighten and bend fingers twice
Nonmanual signal: mouth open; tongue prominent

warm


Handshape: Bent 5 > 5
Orientation: palm in
Location: chin
Movement: brush fingers up and out,
 opening to 5 handshape

light (n.)


Handshape: 8 > Open 8
Orientation: palm in
Location: chin
Movement: flick middle finger up and
 off chin


pest, nuisance


Handshape: Open 8
Orientation: palm out
Location: neutral space
Movement: jab middle finger toward
 referent and back
Nonmanual signal: "annoyed" expression
Note: This sign is also used for the ASL
 idiom, SICK, YOU.

**mercy,
empathy,
pity,
sympathy**


Handshape: Open 8
Orientation: palm out
Location: neutral space
Movement: move hand forward in two
 small circles
Nonmanual signal: head lowered; "sad"
 expression

1-Hand SIGNS ☞ OPEN 8




**sick of it
(slang)**



Handshape: Open 8
Orientation: palm in
Location: middle finger on forehead
Movement: twist hand left
Nonmanual signal: "disgusted" expression

**clever,
bright,
intelligent,
smart**



Handshape: Open 8
Orientation: palm in
Location: forehead
Movement: swing hand around, ending palm out
Nonmanual signal: head tilts up and to the right
Note: See page 121 for a variation of this sign.

taste, flavor



Handshape: Open 8
Orientation: palm in
Location: lower lip
Movement: tap middle finger on lower lip twice
Nonmanual signal: mouth open; tongue protruding

**favorite,
prefer,
rather**



Handshape: Open 8
Orientation: palm in
Location: chin
Movement: sharply bounce middle finger off chin
Nonmanual signal: lips taut

lucky



Handshape: Open 8
Orientation: palm in
Location: chin
Movement: swing hand around, ending palm down
Nonmanual signal: lips taut

**tend,
disposed to,
tendency,
inclined**



Handshape: Open 8
Orientation: palm in
Location: middle finger on chest
Movement: move hand out, away from chest
Nonmanual signal: "pah" mouth utterance; body leans forward



OPEN 8 1-Hand SIGNS

**feel,
sense (SM),
emotion,
feeling,
sensation
(DM)**




Handshape: Open 8
Orientation: palm in
Location: near chest
Movement: brush middle finger up
and off chest in two circular motions

**kind,
benevolent,
kindly,
warm-
hearted**



Handshape: Open 8
Orientation: palm in
Location: below left shoulder
Movement: move middle finger in a
small circle, then touch chest

**touching,
heartfelt,
poignant**



Handshape: Open 8
Orientation: palm in
Location: near chest
Movement: bring hand to chest with an
exaggerated motion and touch chest
Nonmanual signal: lips taut

heart



Handshape: Open 8
Orientation: palm in
Location: near heart
Movement: double bounce middle finger
on chest

sensitive


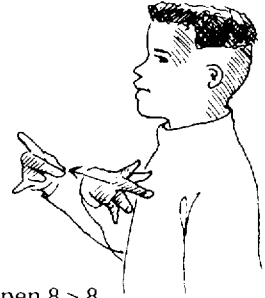


Handshape: Open 8
Orientation: palm in
Location: middle finger on chest
Movement: twist hand around, ending
palm down
Nonmanual signal: right shoulder lifts up;
head tilts right; "cz" mouth movement



**sort, kind,
type,
species**



Handshape: Open 8
Orientation: palm in
Location: middle finger on chest,
below left shoulder
Movement: arc hand across to right
side of chest

1-Hand SIGNS  OPEN 8**delicious****Handshape:** Open 8 > 8**Orientation:** palm in**Location:** mouth**Movement:** move hand out, rubbing middle finger and thumb together**Nonmanual signal:** eyes widen; smile**like****Handshape:** Open 8 > 8**Orientation:** palm in**Location:** chest**Movement:** move hand out, closing thumb and middle finger**Nonmanual signal:** "happy" expression**don't like****Handshape:** Open 8 > 8 > 5**Orientation:** palm in**Location:** chest**Movement:** move hand out, closing thumb and middle finger, then twist hand around and flick middle finger off thumb

This page intentionally left blank




Two-Hand Signs



A 2-Hand SIGNS

**with,
accompany**



Handshape: A : A
Orientation: palms facing
Location: neutral space
Movement: bring hands together

**steady date,
go steady**



Handshape: A : A
Orientation: palms facing; hands touching
Location: neutral space
Movement: double bounce hands forward

**association,
agency**




Handshape: A : A
Orientation: palms out; thumbs touching
Location: neutral space
Movement: swing hands around, ending with fingers touching

area



Handshape: A : A
Orientation: palms down; thumbs touching
Location: neutral space
Movement: draw semicircles with thumbs, ending with thumbs touching

pull



Handshape: A : A
Orientation: palms facing; left hand in front of right
Location: neutral space
Movement: tug hands toward body


golf



Handshape: A : A
Orientation: palms facing; right hand on left
Location: near right shoulder
Movement: swing hands down and up
Nonmanual signal: head tilts right

2-Hand SIGNS  A**dig, shovel**

Handshape: A : A
Orientation: right palm down; left palm up
Location: neutral space
Movement: arc hands up toward left shoulder

cabinet

Handshape: A : A
Orientation: palms facing
Location: near head
Movement: swing hands around, ending with palms in

able, can, may (SM); ability, capable, competent, possible (DM)

Handshape: A : A
Orientation: palms out
Location: neutral space
Movement: bend wrists down

attempt, audition, effort, endeavor, persist, try

Handshape: A : A
Orientation: palms down
Location: neutral space
Movement: arc hands up and forward
Nonmanual signal: "serious" expression

algebra

Handshape: A : A
Orientation: right palm left; left palm down
Location: neutral space
Movement: brush hands together twice

army, bear arms (soldier)

Handshape: A : A
Orientation: palms in; right hand above left
Location: neutral space
Movement: double bounce hands on chest
Nonmanual signal: shoulders thrust back; erect posture




A 2-Hand SIGNS

**coat, jacket,
sweater**



Handshape: A : A
Orientation: palms in
Location: thumbs on shoulders
Movement: arc hands down to chest
Nonmanual signal: shoulders hunch

**bath, bathe,
wash**




Handshape: A : A
Orientation: palms in
Location: chest
Movement: brush hands up and down chest

bind, knot, tie



Handshape: A : A
Orientation: palms facing
Location: neutral space
Movement: move hands to mimic tying a knot

**drum,
play drums**



Handshape: A : A
Orientation: palms in
Location: neutral space
Movement: bend wrists alternately up and down

wash




Handshape: A : A
Orientation: right palm down; left palm up
Location: neutral space
Movement: rub hands together in circular motion

chew



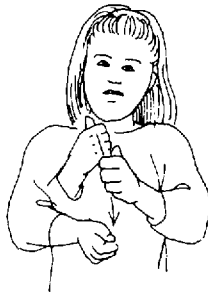
Handshape: A : A
Orientation: right palm down; left palm up
Location: neutral space
Movement: grind knuckles against one another

2-Hand SIGNS  A**pass by**


Handshape: A : A
Orientation: palms facing; right hand behind left hand
Location: neutral space
Movement: brush right hand past left hand

guitar

Handshape: A : A
Orientation: palms in
Location: right hand near waist; left hand near shoulder
Movement: twist right hand up and down

**each (SM);
every (DM)**

Handshape: A : A
Orientation: right palm left; right hand behind left hand; left palm right
Location: neutral space
Movement: slide right hand down back of left thumb

**zip (SM);
zipper (DM)**

Handshape: A : A
Orientation: palms in
Location: waist
Movement: slide right hand up chest

**polish, rub,
sandpaper,
shine shoes**

Handshape: A : Open B
Orientation: right palm down; left palm up
Location: neutral space
Movement: slide right hand back and forth across left palm

knock

Handshape: A : Open B
Orientation: palms facing
Location: neutral space
Movement: knock right knuckles on left palm twice




A 2-Hand SIGNS

iron, press



Handshape: A : Open B
Orientation: right palm in; left palm up
Location: neutral space
Movement: slide right hand back and forth across left palm

**expert, adept,
 experienced,
 sharp, skill,
 talent**



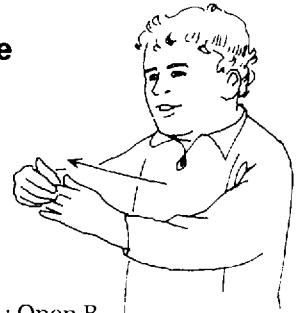
Handshape: A : Open B
Orientation: right palm in, right hand gripping edge of left hand; left palm right
Location: neutral space
Movement: pull right hand sharply off left hand
Nonmanual signal: lips taut

dollar



Handshape: A : Open B
Orientation: right palm down, right hand gripping top of left hand; left palm in
Location: neutral space
Movement: slide right hand along left hand

lead, guide



Handshape: A : Open B
Orientation: right palm left, right hand gripping left hand fingertips; left palm right
Location: neutral space
Movement: pull left hand forward with right hand

turtle



Handshape: A : Open B
Orientation: right palm left; left palm down, left hand on top of right hand
Location: neutral space
Movement: move right thumb up and down twice



hide, conceal, take cover

Handshape: A : Open B

Orientation: right palm left; left palm down

Location: right thumb on lower lip; left hand in neutral space

Movement: slide right thumb down chin and below left palm, ending with right thumb showing

Nonmanual signal: shoulders rounded; head lowered



cracker, matzoh (passive)



Handshape: A : passive

Orientation: right palm in; left palm right

Location: right hand near left elbow; left hand in neutral space

Movement: tap right hand on left elbow twice

banana



Handshape: A : 1

Orientation: right palm down; left palm out

Location: neutral space

Movement: brush right hand down left index finger twice

practice, drill, exercise, rehearse

Handshape: A : 1

Orientation: right palm down; left palm in

Location: neutral space

Movement: brush right hand back and forth along left index finger

Nonmanual signal: body tense; head tilted left; lips taut





A 2-Hand SIGNS

**trick, betray,
cheat, deceive,
defraud, fraud**



Handshape: A : 1
Orientation: right palm out, right hand behind left hand; left palm right
Location: neutral space
Movement: sharply knock right hand on left index finger
Nonmanual signal: lips pursed

**give up,
forfeit,
relinquish,
surrender,
yield**



Handshape: A > 5 : A > 5
Orientation: palms in
Location: neutral space
Movement: thrust hands up, changing to 5 handshape
Nonmanual signal: head and body thrown back; "discouraged" expression

without



Handshape: A > 5 : A > 5
Orientation: palms facing; hands touching
Location: neutral space
Movement: separate hands, changing to 5 handshape

bless



Handshape: A > 5 : A > 5
Orientation: palms facing
Location: lips
Movement: move hands down and out, changing to 5 handshape
Nonmanual signal: head lowered

**shape, figure,
form, image,
sculpture,
statue**




Handshape: Open A : Open A
Orientation: palms facing
Location: neutral space
Movement: wiggle hands and move them down

**challenge,
opportunity**



Handshape: Open A : Open A
Orientation: palms down
Location: neutral space
Movement: arc hands up, ending with palms in and fingers touching


2-Hand SIGNS  OPEN A

**continue,
endure, ever,
permanent,
persevere,
persist,
remain,
stay, still**



Handshape: Open A : Open A
Orientation: palms down, thumbs touching
Location: neutral space
Movement: slowly push hands forward

**deposit,
down payment**




Handshape: Open A : Open A
Orientation: palms down, thumbs touching
Location: neutral space
Movement: separate hands, ending with thumbs down

**deny
(declare
untrue)**




Handshape: Open A : Open A
Orientation: palms facing
Location: chin
Movement: move thumbs out and down
Nonmanual signal: head shakes "no"

**live, address,
alive, life,
reside,
survive**



Handshape: Open A : Open A
Orientation: palms in
Location: neutral space
Movement: brush hands up chest

**sweetheart,
beau, lover**



Handshape: Open A : Open A
Orientation: palms in, knuckles touching
Location: left side of chest
Movement: bend thumbs down and up twice

**baptism,
Baptist,
baptize**




Handshape: Open A : Open A
Orientation: palms facing
Location: neutral space
Movement: bend wrists to the right and back up



OPEN A 2-Hand SIGNS

**associate, fellowship,
interact, socialize**




Handshape: Open A : Open A
Orientation: right palm out, thumb down; left palm in, thumb up
Location: neutral space
Movement: circle thumbs around each other

**which, or,
whether**




Handshape: Open A : Open A
Orientation: palms in
Location: neutral space
Movement: move hands up and down, alternating positions
Nonmanual signal: torso leans forward; head tilts right; eyebrows knit; lips pursed

science




Handshape: Open A : Open A
Orientation: palms out, thumbs down
Location: neutral space
Movement: circle hands back and down, alternating positions

**puzzle
(game)**



Handshape: Open A : Open A
Orientation: palms down
Location: neutral space
Movement: move thumbs down twice, alternating hands


2-Hand SIGNS  OPEN A

**compete,
contest, race,
rivalry,
sports, vie**



Handshape: Open A : Open A
Orientation: palms facing, knuckles touching
Location: neutral space
Movement: rotate hands back and forth, alternating positions

**ambitious,
assertive,
aggressive**



Handshape: Open A : Open A
Orientation: palms in
Location: chest
Movement: brush hands against chest in circular motions, alternating positions
Nonmanual signal: lips taut; "earnest" expression

**act, audition, drama, perform,
play, show, theater
(actor, actress, performer)**



Handshape: Open A : Open A
Orientation: palms facing
Location: chest
Movement: circle alternating hands back and down, brushing backs of thumbs against chest

**brag,
show off**



Handshape: Open A : Open A
Orientation: palms down
Location: waist
Movement: bounce alternating thumbs on waist twice
Nonmanual signal: torso leans back; chest puffs out

most




Handshape: Open A : Open A
Orientation: palms facing, knuckles touching
Location: neutral space
Movement: brush right knuckles up and above left hand



OPEN A 2-Hand SIGNS

**behind,
in back of**




Handshape: Open A : Open A
Orientation: right palm down, closer to body; left palm right
Location: neutral space
Movement: swing right hand up and behind left thumb

ahead



Handshape: Open A : Open A
Orientation: palms facing, right hand behind left hand
Location: neutral space
Movement: move right hand past left hand

far, distant



Handshape: Open A : Open A
Orientation: palms facing, knuckles touching
Location: neutral space
Movement: arc right hand forward with an exaggerated motion
Nonmanual signal: body leans back; "cha" mouth utterance

**avoid, evade,
shirk**




Handshape: Open A : Open A
Orientation: palms facing
Location: neutral space
Movement: rapidly wiggle right hand back

**chase,
follow,
pursue**



Handshape: Open A : Open A
Orientation: right palm left, hand behind left hand; left palm right
Location: neutral space
Movement: spiral right hand toward left hand while left hand moves forward


2-Hand SIGNS  OPEN A

**remember,
memory,
recall,
recollect,
remind**



Handshape: Open A : Open A
Orientation: palms down
Location: right thumb on temple; left hand in neutral space
Movement: bring right hand down until thumbs touch

**danger, injure,
peril, threat,
violate**



Handshape: Open A : A
Orientation: right palm left; left palm in
Location: neutral space
Movement: brush right thumb against back of left hand twice
Nonmanual signal: "serious" expression

**doorbell, bell,
ring bell**



Handshape: Open A : Open B
Orientation: right palm in; left palm right
Location: neutral space
Movement: press right thumb into left palm twice

**carve,
sculpt**



Handshape: Open A : Open B
Orientation: right palm down; left palm right
Location: neutral space
Movement: dig right thumb into left palm twice

**impress, emphasis,
emphasize, stress**



Handshape: Open A : Open B
Orientation: right palm out, thumb on left palm; left palm right
Location: neutral space
Movement: twist hand forward
Nonmanual signal: lips taut; "earnest" expression



OPEN A 2-Hand SIGNS

**page,
dictionary**



Handshape: Open A : Open B
Orientation: right palm down, thumb on left palm; left palm right
Location: neutral space
Movement: brush thumb up left palm twice

letter, mail



Handshape: Open A : Open B
Orientation: right palm in; left palm right
Location: right thumb on lower lip; left hand in neutral space
Movement: bring right hand down, ending with thumb on left palm

**surgery,
operation**



Handshape: Open A : Open B
Orientation: right palm down, thumb near left thumb; left palm right
Location: neutral space
Movement: brush right thumb down left palm

**help, aid,
assist, benefit,
rehabilitate**



Handshape: Open A : Open B
Orientation: right palm left, hand on left hand; left palm up
Location: neutral space
Movement: lift right hand up with left hand
Nonmanual signal: "earnest" expression

**blame, fault,
guilt (SM);
accuse (DM)**



Handshape: Open A : Open B
Orientation: right palm left; left palm down
Location: neutral space
Movement: brush right hand sharply across back of left hand
Nonmanual signal: lips taut

**establish,
erect,
form (v.),
install, set up**



Handshape: Open A : Open B
Orientation: palms down, right hand above left hand
Location: neutral space
Movement: swing right hand up and bring down on top of left hand


2-Hand SIGNS  B

**establish, erect,
form (v.),
implement,
install,
set up**



Handshape: Open A : S
Orientation: palms down
Location: neutral space
Movement: swing right hand up and
bring down on top of left hand

**gasoline,
gas**




Handshape: Open A : S
Orientation: right palm down, hand
above left hand; left palm right
Location: neutral space
Movement: insert thumb into left fist

**defecate, bowel movement,
feces**




Handshape: Open A : S
Orientation: right palm left, thumb tucked in
bottom of left hand; left palm right
Location: neutral space
Movement: slide right thumb out of left hand
Nonmanual signal: nose wrinkled; "disgusted"
expression

close, shut

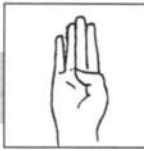


Handshape: B : B
Orientation: palms out, arms parallel
Location: neutral space
Movement: bring hands together

**open
(horizontal)**



Handshape: B : B
Orientation: palms down; index
fingers touching
Location: neutral space
Movement: arc hands up and over,
ending with palms angled up



B 2-Hand SIGNS

open (vertical)




Handshape: B : B
Orientation: palms out; index fingers touching
Location: neutral space
Movement: arc hands back, ending with palms facing

behavior



Handshape: B : B
Orientation: palms down
Location: neutral space
Movement: swing hands side to side in unison

corner




Handshape: B : B
Orientation: palms facing; fingertips angled toward each other
Location: neutral space
Movement: tap fingertips together twice

quiet, calm



Handshape: B : B
Orientation: right palm left; left palm right; hands crossed
Location: mouth
Movement: arc hands down and apart, ending with palms down
Nonmanual signal: lips taut

blanket

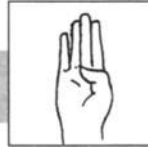


Handshape: B : B
Orientation: palms down, fingertips facing
Location: neutral space
Movement: bounce hands against chest twice

relief



Handshape: B : B
Orientation: palms down, right hand above left hand
Location: chest
Movement: slide hands down chest
Nonmanual signal: lips rounded; exaggerated exhale


2-Hand SIGNS  B

**satisfied,
content,
gratified**




Handshape: B : B
Orientation: palms down; right hand
 above left hand
Location: neutral space
Movement: tap hands against chest
Nonmanual signal: lips pursed;
 "contented" expression

**trouble, anxious,
cares,
concern,
fret,
worry**



Handshape: B : B
Orientation: palms angled toward each other
Location: head
Movement: circle hands inward in
 alternating motions
Nonmanual signal: "worried" expression

**window,
open window**



Handshape: B : B
Orientation: palms in; edge of right
 hand on left index finger
Location: neutral space
Movement: move right hand up and
 down

**open door (SM);
door (DM)**



Handshape: B : B
Orientation: palms out, index fingers
 touching
Location: neutral space
Movement: arc right hand back,
 ending with palm left

**specialize, field,
major (study),
specialty**

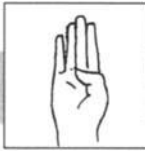


Handshape: B : B
Orientation: right palm left, edge of right
 hand on left hand; left palm right
Location: neutral space
Movement: slide right hand forward along
 left index finger
Nonmanual signal: "earnest" expression

kick, soccer



Handshape: B : B
Orientation: right palm left, fingertips
 down; left palm right
Location: neutral space
Movement: swing right hand up,
 knocking into left hand



B 2-Hand SIGNS

partial to, favorite



Handshape: B : B
Orientation: right palm in, fingertips on left index finger; left palm out
Location: neutral space
Movement: tap right fingertips against left index finger twice

autumn, fall (passive)



Handshape: B : passive
Orientation: right palm down, near left elbow; left arm across body
Location: neutral space
Movement: brush right hand down left elbow twice

slippers



Handshape: B : C
Orientation: right palm down, hand above left hand; left palm up
Location: neutral space
Movement: slide right hand into left hand twice

busy, business



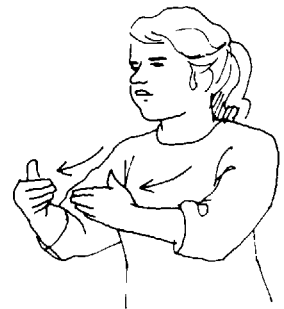
Handshape: B : S
Orientation: right palm out; left palm down
Location: neutral space
Movement: brush heel of right hand back and forth against left index finger

partial to (an individual)



Handshape: B : 1
Orientation: right palm left, fingertips touching left index finger; left palm out
Location: neutral space
Movement: tap right fingertips on left index finger twice

advance, forward, go ahead, onward, proceed




Handshape: Open B : Open B
Orientation: palms in
Location: neutral space
Movement: glide hands forward
Nonmanual signal: "mm" mouth utterance

2-Hand SIGNS  OPEN B**floor**

Handshape: Open B : Open B
Orientation: palms down, index fingers touching
Location: neutral space
Movement: separate hands

children

Handshape: Open B : Open B
Orientation: palms down
Location: neutral space
Movement: bounce hands apart

swimming

Handshape: Open B : Open B
Orientation: palms down; index fingers touching
Location: neutral space
Movement: circle hands out and around

**not, do not,
don't do that**

Handshape: Open B : Open B
Orientation: palms down, hands crossed
Location: neutral space
Movement: separate hands sharply
Nonmanual signal: frown with "stern" expression

**rise, arise, raise,
stand up
(to audience)**

Handshape: Open B : Open B
Orientation: palms up
Location: neutral space
Movement: lift both hands up in unison

**here,
present**

Handshape: Open B : Open B
Orientation: palms up
Location: neutral space
Movement: move hands together and apart in short quick motions




OPEN B 2-Hand SIGNS

things



Handshape: Open B : Open B
Orientation: palms up, hands close together
Location: neutral space
Movement: bounce hands apart
Note: See page 51 for a one-hand variation.

**offer,
introduce
(a topic),
propose,
recommend,
suggest**




Handshape: Open B : Open B
Orientation: palms up
Location: neutral space
Movement: arc hands up and forward in unison

**bring, carry,
deliver**



Handshape: Open B : Open B
Orientation: palms up
Location: neutral space
Movement: arc hands left

volleyball



Handshape: Open B : Open B
Orientation: palms up
Location: near sides of head
Movement: push hands up twice

Sunday



Handshape: Open B : Open B
Orientation: palms out
Location: neutral space
Movement: circle hands out twice

**attention,
concentrate,
focus, pay
attention**




Handshape: Open B : Open B
Orientation: palms facing
Location: near temples
Movement: move hands forward sharply

2-Hand SIGNS ☞ OPEN B



**way, corridor,
hallway,
method, path,
road, strategy,
street, trail**




Handshape: Open B : Open B
Orientation: palms facing, fingers forward
Location: neutral space
Movement: move hands forward

**allow,
condone,
grant, let,
may,
permit,
tolerate**




Handshape: Open B : Open B
Orientation: palms facing, fingers down
Location: neutral space
Movement: arc hands forward and up,
ending with fingers forward

**person, agent,
individual**



Handshape: Open B : Open B
Orientation: palms facing, fingers forward
Location: in front of shoulders
Movement: move hands down

**arrange,
order (n.),
plan, prepare**



Handshape: Open B : Open B
Orientation: palms facing, fingers forward
Location: neutral space
Movement: loop hands right
Nonmanual signal: lips pursed;
"thoughtful" expression

narrow



Handshape: Open B : Open B
Orientation: palms facing, fingers forward
Location: neutral space
Movement: move hands forward
Nonmanual signal: "cz" mouth utterance

**wide,
broad,
width**



Handshape: Open B : Open B
Orientation: palms facing, fingers forward
Location: neutral space
Movement: move hands apart
Nonmanual signal: "cha" mouth utterance



OPEN B 2-Hand SIGNS

**encourage,
cheer, uplift**



Handshape: Open B : Open B
Orientation: palms up; wrists bent back
Location: neutral space
Movement: push hands toward each other in two small motions
Nonmanual signal: lips pursed

**convince,
cornered**



Handshape: Open B : Open B
Orientation: palms angled up
Location: neutral space
Movement: chop hands down sharply
Nonmanual signal: lips pursed

**abhor, avoid,
detest, hate,
loathe**




Handshape: Open B : Open B
Orientation: palms out
Location: neutral space
Movement: push hands sharply to left side
Nonmanual signal: body leans away from repelling reference; "disgusted" expression

introduce (person)



Handshape: Open B : Open B
Orientation: palms up, fingers forward
Location: neutral space
Movement: arc hands to center, ending with fingertips facing
Nonmanual signal: lips pursed

2-Hand SIGNS & OPEN B

**bet**

Handshape: Open B : Open B

Orientation: palms up, fingers forward

Location: neutral space

Movement: flip hands over with exaggerated motion, ending with palms down

Nonmanual signal: body and head lean back; eyes widen

dark, darken, dim

Handshape: Open B : Open B

Orientation: palms in

Location: near face

Movement: cross hands in front of face

Nonmanual signal: shoulders rounded; head lowered

compare, distinguish

Handshape: Open B : Open B

Orientation: palms facing

Location: near face

Movement: rock hands back and forth, several times


house, residence

Handshape: Open B : Open B

Orientation: palms facing; fingertips touching

Location: neutral space

Movement: move hands apart and down

city, community, town, village

Handshape: Open B : Open B

Orientation: palms facing, fingertips close together

Location: neutral space

Movement: tap fingertips together several times while moving hands left



OPEN B 2-Hand SIGNS

general



Handshape: Open B : Open B
Orientation: palms facing, fingertips forward and touching
Location: neutral space
Movement: separate hands
Nonmanual signal: lips pursed

hinge



Handshape: Open B : Open B
Orientation: palms in, fingertips touching
Location: neutral space
Movement: close and open hands

butterfly



Handshape: Open B : Open B
Orientation: palms in, hands crossed and thumbs clasped
Location: neutral space
Movement: flutter hands

boat, go by boat




Handshape: Open B : Open B
Orientation: palms up, hands touching
Location: neutral space
Movement: bounce hands forward

ask, inquire, request


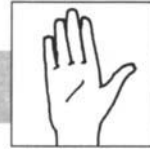


Handshape: Open B : Open B
Orientation: palms facing, fingers forward
Location: neutral space
Movement: bend wrists up, then bring hands together, ending with palms touching


pray, amen



Handshape: Open B : Open B
Orientation: palms touching
Location: near face
Movement: arc hands in toward body
Nonmanual signal: head lowers as hands move down

2-Hand SIGNS  OPEN B

**book,
open a book**



Handshape: Open B : Open B
Orientation: palms touching, fingers forward
Location: neutral space
Movement: separate hands, ending with little fingers touching

**applaud, clap,
commend,
congratulate,
praise**



Handshape: Open B : Open B
Orientation: right palm down, hand above left hand; left palm up
Location: neutral space
Movement: clap hands twice

**divide,
go-Dutch (slang),
split**



Handshape: Open B : Open B
Orientation: palms in, hands crossed
Location: neutral space
Movement: move hands apart

**sandwich (SM);
picnic (DM)**



Handshape: Open B : Open B
Orientation: palms down, right hand on top of left hand
Location: near mouth
Movement: move hands toward mouth twice

pants, slacks



Handshape: Open B : Open B
Orientation: palms facing, fingers down
Location: near left thigh
Movement: slide hands down in front of left thigh, then repeat motion on right thigh



OPEN B & 2-Hand SIGNS

prevent (me), block (me)

Handshape: Open B : Open B
Orientation: right palm left, hand crossed in front of left hand; left palm right
Location: neutral space
Movement: hit edge of left hand with right index finger, then bring hands in toward body
Nonmanual signal: body and head thrown back; "discouraged" expression




block, defend, guard, prevent, protect



Handshape: Open B : Open B
Orientation: right palm left, hand crossed behind left hand; left palm right
Location: neutral space
Movement: push hands forward sharply
Nonmanual signal: lips pursed

baby, infant



Handshape: Open B : Open B
Orientation: palms up, right hand inside left hand
Location: neutral space
Movement: rock arms side to side

lean, drawn




Handshape: Open B : Open B
Orientation: palms facing
Location: face
Movement: slide fingers down face
Nonmanual signal: cheeks sucked in


grateful, appreciative, thankful



Handshape: Open B : Open B
Orientation: palms in
Location: right fingertips on mouth; left hand in neutral space
Movement: move both hands forward
Nonmanual signal: body leans forward; "grateful" expression

2-Hand SIGNS  OPEN B

**beloved, care for,
devotion, love,
revere**




Handshape: Open B : Open B
Orientation: palms in; hands crossed;
right hand on left hand
Location: left side of chest
Movement: rest hands on heart

**rest, relax,
retire**




Handshape: Open B : Open B
Orientation: palms in, arms crossed
Location: chest
Movement: rest hands on chest
Nonmanual signal: "contented" expression

body, physical



Handshape: Open B : Open B
Orientation: palms in
Location: chest
Movement: tap fingertips on chest, then on waist


**happy, delight,
glad, joy, merry**



Handshape: Open B : Open B
Orientation: palms in, right hand above left hand
Location: chest
Movement: brush hands up and off chest twice
Nonmanual signal: smile


OPEN B 2-Hand SIGNS

**enjoy, appreciate,
joy, pleasure**



Handshape: Open B : Open B
Orientation: palms in, right hand above left hand
Location: chest
Movement: move hands in small opposing circles on chest
Nonmanual signal: smile

breathe, exhale



Handshape: Open B : Open B
Orientation: palms in, right hand above left hand
Location: chest
Movement: move hands out and back to chest twice
Nonmanual signal: chest expands and contracts;
 blow air out repeatedly

**admit, acquiesce,
confess, consent,
give in, willing, yield**



Handshape: Open B : Open B
Orientation: palms in, right hand above left hand
Location: neutral space
Movement: arc hands up and forward, ending with palms angled up
Nonmanual signal: body leans forward; head lowered; "contrite" expression

2-Hand SIGNS & OPEN B

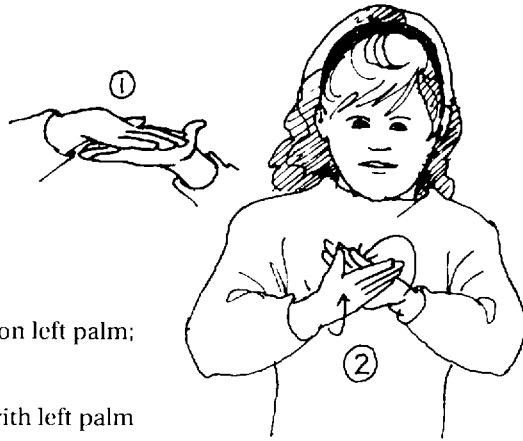


box, package, room



Handshape: Open B : Open B
Orientation: palms facing, fingers forward
Location: neutral space
Movement: move hands down, then bend wrists in, palms in, and move hands down

become




Handshape: Open B : Open B
Orientation: right palm down, hand on left palm; left palm up
Location: neutral space
Movement: flip hands over, ending with left palm on right palm

peace



Handshape: Open B : Open B
Orientation: right palm down, hand on top of left palm; left palm up
Location: neutral space
Movement: twist hands slowly, reversing palm positions, then separate hands, ending with palms down
Nonmanual signal: "serene" expression


OPEN B 2-Hand SIGNS

**die, dead,
death,
expire**



Handshape: Open B : Open B
Orientation: right palm up; left palm down
Location: neutral space
Movement: flip hands over
Nonmanual signal: "sad" expression

**may,
maybe,
might,
perhaps**



Handshape: Open B : Open B
Orientation: palms up
Location: neutral space
Movement: move hands alternately up
 and down
Nonmanual signal: shoulders shrug;
 eyes widen

**service,
serve,
wait on**




Handshape: Open B : Open B
Orientation: palms up
Location: neutral space
Movement: slide hands alternately back
 and forth twice

**serve
(server,
waiter,
waitress)**



Handshape: Open B : Open B
Orientation: palms up
Location: near head
Movement: slide hands alternately back
 and forth

walk





Handshape: Open B : Open B
Orientation: palms down
Location: neutral space
Movement: bend hands alternately up
 and down at the wrist

**stairs,
steps**



Handshape: Open B : Open B
Orientation: palms down, right hand
 higher than left hand
Location: neutral space
Movement: move left hand above right
 hand, then right hand above left hand,
 and repeat

2-Hand SIGNS  OPEN B**ancestors, generations**


Handshape: Open B : Open B

Orientation: palms in, one hand in front of the other

Location: near right shoulder

Movement: circle hands around each other while moving them back

Nonmanual signal: right shoulder tilts back

hands, manual

Handshape: Open B : Open B

Orientation: palms in, right hand behind left hand

Location: neutral space

Movement: brush back of right hand down left palm, then brush back of left hand down right palm

descendants, generations, posterity


Handshape: Open B : Open B

Orientation: palms in, one hand in front of the other

Location: near right shoulder

Movement: circle hands around each other while moving them forward

Nonmanual signal: body leans forward


OPEN B  **2-Hand SIGNS**

**anyhow, anyway, despite,
doesn't matter, indifferent,
nevertheless, regardless,
whenever**



Handshape: Open B : Open B
Orientation: palms in, right hand in front of left hand
Location: neutral space
Movement: slap right fingers against left fingers, then
slap left fingers against right fingers

**ambitious, diligent, eager,
enthusiastic, industrious,
Methodist, zealous**

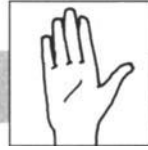


Handshape: Open B : Open B
Orientation: palms together
Location: neutral space
Movement: rub hands back and forth several times
Nonmanual signal: "earnest" expression

heaven



Handshape: Open B : Open B
Orientation: palms down
Location: above head
Movement: move right hand under left, then
circle hands in opposite directions
Nonmanual signal: eyes gaze upward

2-Hand SIGNS  OPEN B
**kind, generous,
gracious, merciful**


Handshape: Open B : Open B
Orientation: palms in, right hand closer to body
Location: left side of chest
Movement: circle hands around each other while slowly moving them forward
Nonmanual signal: body leans forward; "grateful" expression

**towel,
wash**


Handshape: Open B : Open B
Orientation: palms in
Location: face
Movement: move hands alternately up and down several times

**complete,
end**


Handshape: Open B : Open B
Orientation: right palm left, hand above left hand; left palm in
Location: neutral space
Movement: slide edge of right hand across and off left index finger, then bring hand down

**confront, approach,
face to face**


Handshape: Open B : Open B
Orientation: palms facing, right hand closer to body
Location: neutral space
Movement: arc right hand up to face left hand
Nonmanual signal: "serious" expression


OPEN B 2-Hand SIGNS

**below, background, basic, basis,
beneath, bottom, basement,
foundation, underneath**



Handshape: Open B : Open B
Orientation: palms down, right hand below left hand
Location: neutral space
Movement: circle right hand counterclockwise under left hand

bake, oven



Handshape: Open B : Open B
Orientation: right palm up, hands perpendicular; left palm down
Location: neutral space
Movement: slide right hand under left hand

above, over



Handshape: Open B : Open B
Orientation: palms down, right hand below left hand
Location: neutral space
Movement: arc right hand in toward body, then above left hand

on




Handshape: Open B : Open B
Orientation: palms down, right hand above left hand
Location: neutral space
Movement: move right hand down on top of left hand


off



Handshape: Open B : Open B
Orientation: palms down, right hand crossed on top of left hand
Location: neutral space
Movement: lift right hand off left hand

2-Hand SIGNS  OPEN B**than**

Handshape: Open B : Open B
Orientation: palms down, hands angled toward each other, right hand above left hand
Location: neutral space
Movement: slap fingers of right hand on and past fingers of left hand

**enter,
entrance,
go into**

Handshape: Open B : Open B
Orientation: palms down, hands angled toward each other
Location: neutral space
Movement: slide right hand under left hand

**warn,
admonish,
advise, alert,
caution,
forewarn**

Handshape: Open B : Open B
Orientation: palms down, hands angled toward each other, right hand above left hand
Location: neutral space
Movement: smack back of left hand twice with fingers of right hand

**surface, cover,
superficial**

Handshape: Open B : Open B
Orientation: palms down, right hand crossed on top of left hand
Location: neutral space
Movement: slide right hand back and forth along left hand

**operate,
execute,
run**

Handshape: Open B : Open B
Orientation: right palm up, hand below left hand; left palm down
Location: neutral space
Movement: quickly brush right fingers up and off left fingertips twice

time out

Handshape: Open B : Open B
Orientation: right palm left, fingertips under left hand; left palm down
Location: neutral space
Movement: hit middle of left palm twice with right fingertips



OPEN B 2-Hand SIGNS

**wood,
saw**



Handshape: Open B : Open B
Orientation: right palm left, edge of hand on back of left hand; left palm down
Location: neutral space
Movement: slide edge of right hand back and forth across back of left hand

**across,
cross over,
over**



Handshape: Open B : Open B
Orientation: right palm left, hand behind left hand; left palm in
Location: neutral space
Movement: cross right hand over left hand

**laid off,
discharge,
dismiss,
excuse**



Handshape: Open B : Open B
Orientation: right palm down, fingertips on left palm; left palm up
Location: neutral space
Movement: sharply slide right fingers down and off left hand
Nonmanual signal: lips pursed

**clean, nice,
plain, pure,
simple**



Handshape: Open B : Open B
Orientation: right palm down, palm on top of left palm; left palm up
Location: neutral space
Movement: slide right palm across left hand
Nonmanual signal: lips pursed

wash dishes


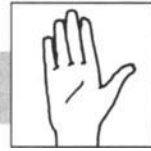


Handshape: Open B : Open B
Orientation: right palm down, hand on top of left hand; left palm up
Location: neutral space
Movement: move right hand counter-clockwise on left palm

**paper,
manuscript,
newspaper,
page**




Handshape: Open B : Open B
Orientation: right palm down, hand above left hand; left palm up
Location: neutral space
Movement: smack heel of right hand twice against heel of left hand

2-Hand SIGNS  OPEN B**school**


Handshape: Open B : Open B
Orientation: right palm down, hand above left hand; left palm up
Location: neutral space
Movement: clap palms together twice

**college,
university**

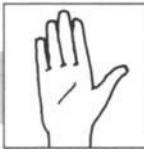
Handshape: Open B : Open B
Orientation: right palm down, fingertips on left palm; left palm up
Location: neutral space
Movement: spiral right hand up

cheese

Handshape: Open B : Open B
Orientation: right palm out, heel of right hand on left palm; left palm in
Location: neutral space
Movement: twist right wrist back and forth several times


**cook, fry, kitchen,
pancake**

Handshape: Open B : Open B
Orientation: right palm down, hand crossed on top of left palm; left palm up
Location: neutral space
Movement: flip right hand over and back on left palm



OPEN B 2-Hand SIGNS

**proof,
evidence**



Handshape: Open B : Open B
Orientation: palms up, right hand above left hand
Location: neutral space
Movement: smack back of right hand down sharply on left palm

**arrive,
reach**



Handshape: Open B : Open B
Orientation: palms in, right hand near shoulder
Location: neutral space
Movement: arc right hand forward and down slowly, landing on left palm

**new,
modern**




Handshape: Open B : Open B
Orientation: palms up, hands angled toward each other
Location: neutral space
Movement: slide back of right hand across left palm

**almost,
about, nearly**



Handshape: Open B : Open B
Orientation: palms angled up, right hand in front of left hand
Location: neutral space
Movement: brush back of left fingers twice with right fingers
Nonmanual signal: "cz" mouth utterance

**rights,
privileges**



Handshape: Open B : Open B
Orientation: right palm left, right pinky and ring fingertips on left palm; left palm up
Location: neutral space
Movement: slide edge of right hand across left palm, ending with fingertips up
Nonmanual signal: "serious" expression

**all right,
okay**



Handshape: Open B : Open B
Orientation: right palm left, edge of hand on left palm; left palm up
Location: neutral space
Movement: brush edge of right hand across left palm twice

2-Hand SIGNS  OPEN B**stop, cease, halt**

Handshape: Open B : Open B
Orientation: right palm left, hand above left hand;
 left palm up
Location: neutral space
Movement: bring right hand down sharply on
 left palm
Nonmanual signal: "serious" expression

**against, discriminate, oppose,
prejudice, sue**

Handshape: Open B : Open B
Orientation: right palm in, fingertips pointed at
 left palm; left palm right
Location: neutral space
Movement: hit left palm sharply with fingertips
 of right hand
Nonmanual signal: "serious" expression

paint

Handshape: Open B : Open B
Orientation: palms facing
Location: neutral space
Movement: brush right fingertips up and
 down left hand

fish

Handshape: Open B : Open B
Orientation: right palm left; left palm
 right, fingertips on right wrist
Location: neutral space
Movement: bend right wrist left and right



OPEN B 2-Hand SIGNS

**cheap,
inexpensive**



Handshape: Open B : Open B
Orientation: palms facing
Location: neutral space
Movement: slap right fingers down and off left palm

psychology



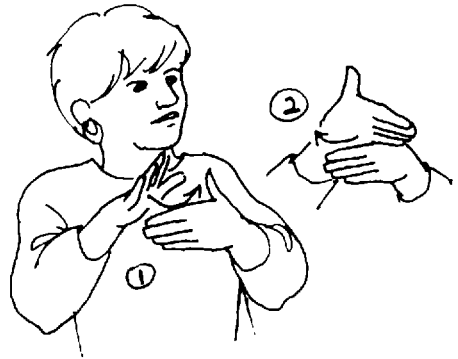
Handshape: Open B : Open B
Orientation: right palm left, hand above left hand; left palm out
Location: neutral space
Movement: bring right hand down between left thumb and index finger twice

**average, medium,
range, temperate**


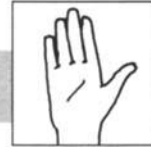
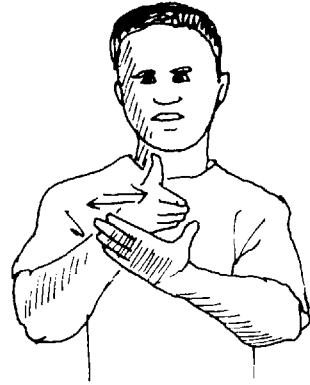


Handshape: Open B : Open B
Orientation: right palm left, edge of hand resting on left index finger; left palm in
Location: neutral space
Movement: slide right hand back and forth along left index finger several times
Nonmanual signal: "mm" mouth utterance

share



Handshape: Open B : Open B
Orientation: right palm left, slightly above left hand; left palm in
Location: neutral space
Movement: swing edge of right hand back and forth along left index finger twice

2-Hand SIGNS  OPEN B**between**


Handshape: Open B : Open B
Orientation: right palm left, edge in crease of left thumb; left palm in
Location: neutral space
Movement: slide right hand between thumb and knuckle of left index finger

**disrupt, hinder, impede,
 intercept, interfere, interrupt,
 obstruct, prevent (SM); annoy,
 bother, disturb (DM)**



Handshape: Open B : Open B
Orientation: right palm left, hand above left hand; left palm in
Location: neutral space
Movement: bring right hand down sharply on edge of left hand
Nonmanual signal: "angry" expression

**after,
 beyond,
 next**




Handshape: Open B : Open B
Orientation: palms in, palm of right hand against left hand
Location: neutral space
Movement: arc right hand forward and down

after, next



Handshape: Open B : Open B
Orientation: palms in, back of right hand against left palm
Location: neutral space
Movement: arc right hand up and over left hand


OPEN B 2-Hand SIGNS

before


Handshape: Open B : Open B
Orientation: palms in, back of right hand against left palm
Location: neutral space
Movement: move right hand toward body

all, entire, whole


Handshape: Open B : Open B
Orientation: right palm out; left palm in
Location: neutral space
Movement: circle right hand down and smack back of right hand into left palm

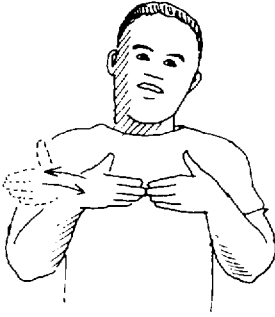
approach, close to, near, neighbor, next door, next to


Handshape: Open B : Open B
Orientation: palms in, right hand behind left hand
Location: neutral space
Movement: hit back of right hand against left palm twice
Nonmanual signal: "cz" mouth utterance; shoulders raised

2-Hand SIGNS & OPEN B




**gate,
fence**



Handshape: Open B : Open B
Orientation: palms in, fingertips touching
Location: neutral space
Movement: swing right hand out and back twice

**some,
part**



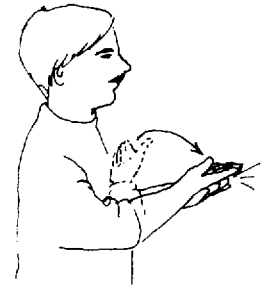
Handshape: Open B : Open B
Orientation: right palm left, edge of hand on left palm; left palm up
Location: neutral space
Movement: slide right hand back in an arc on left palm

**videotape (v.),
camcorder**



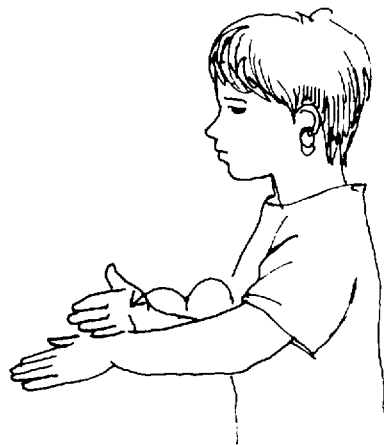
Handshape: Open B : Open B
Orientation: right palm down, hand on left palm; left palm right
Location: in front of face
Movement: slightly bend right fingers down and up twice
Nonmanual signal: right shoulder raised

**birth,
born**



Handshape: Open B : Open B
Orientation: palms up
Location: right hand close to chest; left hand in neutral space
Movement: arc right hand forward and down, landing on left palm


**worsen, decrease, downhill,
regress (passive)**



Handshape: Open B : passive
Orientation: right palm in, hand on left arm; left palm down
Location: neutral space
Movement: bounce right hand down left arm
Nonmanual signal: "sad" expression



**improve, appreciate, upgrade
(passive)**



Handshape: Open B : passive
Orientation: right palm in, hand on left wrist;
 left palm down
Location: neutral space
Movement: bounce right hand up left arm
Nonmanual signal: smile

**power, authority,
energy, might (passive)**


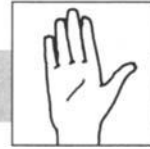


Handshape: Open B : passive
Orientation: right palm in, index finger against left
 upper arm; left palm up
Location: neutral space
Movement: arc right hand down, ending with hand
 resting in left elbow crease, palm in

midnight (passive)



Handshape: Open B : passive
Orientation: right palm left, arm relaxed at side; left
 palm down, fingertips in crease of right elbow
Location: neutral space
Movement: move right hand left slightly

2-Hand SIGNS  OPEN B**morning (passive)**

Handshape: Open B : passive
Orientation: right palm up, arm outstretched;
 left palm in, hand in crease of right elbow
Location: neutral space
Movement: bend right arm up slightly

**noon (passive)**


Handshape: Open B : passive
Orientation: right palm left, elbow slightly
 above left hand; left palm down
Location: neutral space
Movement: bring right arm down to rest
 elbow on back of left hand

**afternoon (passive)**

Handshape: Open B : passive
Orientation: right palm out, arm
 against left wrist; left palm down
Location: neutral space
Movement: tap right arm against left
 arm twice

**all day (passive)**

Handshape: Open B : passive
Orientation: right palm left, elbow on back of left
 hand; left palm down
Location: neutral space
Movement: dramatically bring right arm down to
 rest on left arm
Nonmanual signal: "cha" mouth utterance





OPEN B 2-Hand SIGNS


all night (passive)

Handshape: Open B : passive
Orientation: right palm out; left palm down, fingers under right elbow
Location: neutral space
Movement: swing right arm clockwise, ending with palm up
Nonmanual signal: "cha" mouth utterance




all afternoon (passive)

Handshape: Open B : passive
Orientation: right palm out; left palm down, fingers under right elbow
Location: neutral space
Movement: bend right arm down




table, desk (passive)

Handshape: Open B : passive
Orientation: palms down; right arm above left arm
Location: neutral space
Movement: tap arms together twice



sing, music (passive)


Handshape: Open B : passive
Orientation: right palm in, above left arm; left palm right
Location: neutral space
Movement: swing right hand back and forth



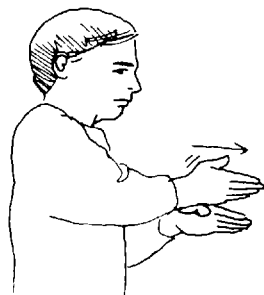
good, well

Handshape: Open B : Open B
Orientation: palms in
Location: right hand on mouth; left hand in neutral space
Movement: move right hand out and smack back of hand on left palm
Nonmanual signal: smile




2-Hand SIGNS  OPEN B**humble**

Handshape: Open B : Open B
Orientation: right palm left; left palm down
Location: right hand on lips; left hand in neutral space
Movement: pass right fingertips slowly under left hand
Nonmanual signal: head lowered

**straight,
faithful,
integrity**

Handshape: Open B : B
Orientation: right palm left, pinky on top of left index finger; left palm right
Location: neutral space
Movement: slide right hand straight out

**slight
(insult)**

Handshape: Open B : Bent B
Orientation: right palm left, hand in front of left hand; left palm up, fingers bent
Location: neutral space
Movement: sharply slap left fingers with right fingers
Nonmanual signal: "wounded" expression

cover, lid

Handshape: Open B : S
Orientation: right palm down, hand above left hand; left palm in
Location: neutral space
Movement: move right hand down to cover left hand

**blow up, blow
one's top
(slang), hot
temper**

Handshape: Open B : S
Orientation: right palm down, hand on left hand; left palm in
Location: neutral space
Movement: lift right hand up while wiggling fingers, then bring hand down sharply on left hand

**full,
complete**

Handshape: Open B : S
Orientation: right palm down; left palm in, hand closer to body
Location: neutral space
Movement: brush right hand across top of left fist




OPEN B 2-Hand SIGNS

**fire,
terminate**




Handshape: Open B : S
Orientation: right palm up, directly above left hand; left palm in
Location: neutral space
Movement: sharply brush back of right hand across top of left fist
Nonmanual signal: "serious" expression

flag



Handshape: Open B : 1
Orientation: right palm left; left palm right, index finger on right wrist
Location: neutral space
Movement: bend right wrist back and forth several times

**pressure, oppress,
stress (an individual)**



Handshape: Open B : 1
Orientation: right palm down, hand on left hand; left palm right
Location: neutral space
Movement: press right hand sharply down on left hand
Nonmanual signal: lips pursed
Note: See page 345 for a variation of this sign.

**convince
(an individual)**


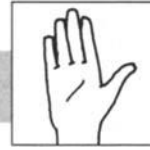


Handshape: Open B : 1
Orientation: right palm up; left palm out
Location: neutral space
Movement: move right hand to strike left index finger
Nonmanual signal: lips pursed


through



Handshape: Open B : 5
Orientation: right palm left; left palm in
Location: neutral space
Movement: slide right fingers between left index and middle fingers


2-Hand SIGNS  OPEN B

**depart,
leave,
withdraw**



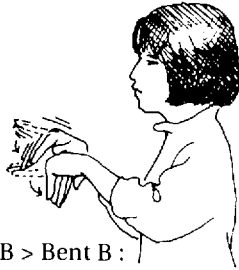
Handshape: Open B > A : Open B > A
Orientation: palms down, hands angled to left
Location: neutral space
Movement: sharply pull hands in toward body, closing to A handshape

**donkey,
mule,
stubborn**



Handshape: Open B > Bent B : Open B > Bent B
Orientation: palms out
Location: thumbs on temples
Movement: bend right and left fingers down twice
Nonmanual signal: lips taut

**hypocrite,
two-faced**




Handshape: Open B > Bent B : Open B > Bent B
Orientation: palms down, right palm on left hand
Location: neutral space
Movement: bend right and left fingers down
Nonmanual signal: "sarcastic" expression

**call,
summon**



Handshape: Open B > A : Open B
Orientation: palms down, right hand above left hand
Location: neutral space
Movement: tap right fingers on back of left hand, then brush fingers off left hand, ending in an A handshape

pie



Handshape: Open B > Bent B : Open B
Orientation: right palm left; left palm up
Location: neutral space
Movement: slide edge of right hand from left index finger to heel of left palm, then bend hand and slide hand from base of left thumb to left pinky


OPEN B 2-Hand SIGNS

center, intermediate, middle

Handshape: Open B > Bent B : Open B
Orientation: right palm down, hand above left hand;
 left palm up
Location: neutral space
Movement: circle right fingers above left palm, then
 bend fingers and hit center of palm


frequent, often


Handshape: Open B > Bent B : Open B
Orientation: palms up
Location: neutral space
Movement: flip right hand over twice, bending fingers,
 and hit center of left palm
Nonmanual signal: "cha" mouth utterance
Note: See page 207 for a variation of this sign.


**pet (v.), tame,
 stroke (SM);
 pet (n.)(DM)**


Handshape: Open B > Bent B : Open B
Orientation: palms down, right palm on
 left hand
Location: neutral space
Movement: stroke right fingers on back
 of left hand twice

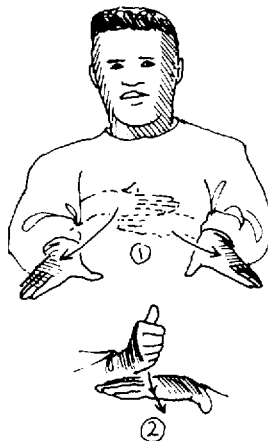
**accumulate,
 collect, earn,
 harvest, reap
 (SM); salary,
 income (DM)**


Handshape: Open B > S : Open B
Orientation: right palm in; left palm up
Location: neutral space
Movement: slide right hand rapidly down
 left palm, closing to S handshape

2-Hand SIGNS  BENT B

not guilty
(compound: not + accuse)

Handshape: Open B > A : Open B
Orientation: palms down, hands crossed
Location: neutral space
Movement: separate hands, then change right hand to A handshape and brush right hand across back of left hand
Nonmanual signal: head shakes "no" during first part of sign



injustice
(compound: not + equal)

Handshape: Open B > Bent B : Open B > Bent B
Orientation: palms down, hands crossed
Location: neutral space
Movement: separate hands, then change hands to Bent B handshape, and bring hands together twice
Nonmanual signal: head shakes "no" during first part of sign



limit, capacity,
reserved, restrict

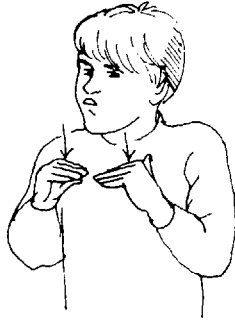
Handshape: Bent B : Bent B
Orientation: palms in; right hand above left hand
Location: neutral space
Movement: twist wrists out, ending with right fingers above left fingers
Nonmanual signal: "mm" mouth utterance





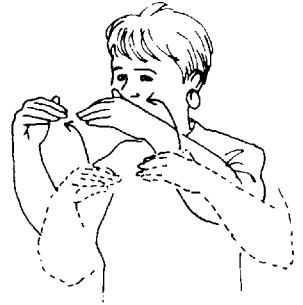
BENT B 2-Hand SIGNS

**demote,
debase,
lower**



Handshape: Bent B : Bent B
Orientation: palms facing
Location: neutral space
Movement: sharply move hands down
in unison

**promote,
advance**



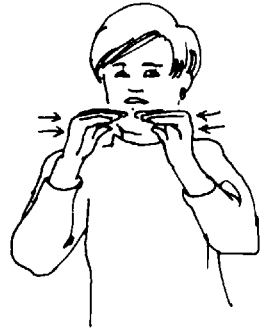
Handshape: Bent B : Bent B
Orientation: palms facing
Location: neutral space
Movement: dramatically arc hands up
in unison

even



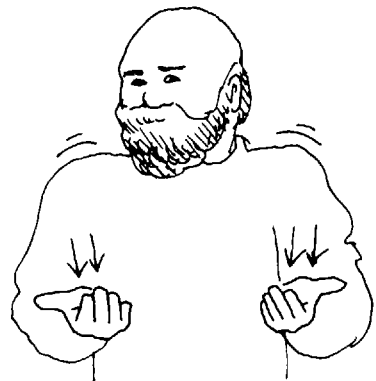
Handshape: Bent B : Bent B
Orientation: palms facing, fingertips
almost touching
Location: neutral space
Movement: separate hands

**equal,
equivalent,
fair, justice**



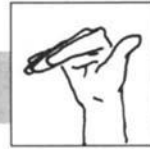
Handshape: Bent B : Bent B
Orientation: palms facing
Location: neutral space
Movement: tap fingertips together twice

heavy



Handshape: Bent B : Bent B
Orientation: palms up
Location: neutral space
Movement: double bounce hands down
Nonmanual signal: body leans forward; head
lowers; "strained" expression


2-Hand SIGNS : BENT B

**how**

Handshape: Bent B : Bent B
Orientation: palms down, index and middle
 fingernails touching
Location: neutral space
Movement: twist hands around, ending with
 palms up
Nonmanual signal: body leans forward; head tilts
 right; "puzzled" expression

**separate,
apart, part**

Handshape: Bent B : Bent B
Orientation: palms in; fingernails touching
Location: neutral space
Movement: separate hands

**hope,
anticipate,
expect**

Handshape: Bent B : Bent B
Orientation: palms facing; right hand
 near head
Location: neutral space
Movement: bend fingers down and up twice
Nonmanual signal: head tilts back; eyes
 look up and left

**sandwich (SM);
picnic (DM)**

Handshape: Bent B : Bent B
Orientation: palms in, fingertips toward mouth, right
 hand on left hand
Location: near mouth
Movement: move hands in twice toward mouth
Nonmanual signal: mouth open




BENT B 2-Hand SIGNS

**responsibility,
burden, fault,
load, obligation**



Handshape: Bent B : Bent B

Orientation: palms in, fingertips on right shoulder

Location: right shoulder

Movement: tap shoulder twice with fingertips

Nonmanual signal: "serious" expression; head tilts right

Note: This sign can be made with the right hand only.

have, possess



Handshape: Bent B : Bent B

Orientation: palms in

Location: neutral space

Movement: bring hands in to chest

**tired,
exhausted,
weary**



Handshape: Bent B : Bent B

Orientation: palms down, fingertips on chest

Location: chest

Movement: twist hands forward and down,
ending with fingers almost pointing up

Nonmanual signal: shoulders rounded;
head lowered

young, youth




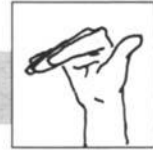
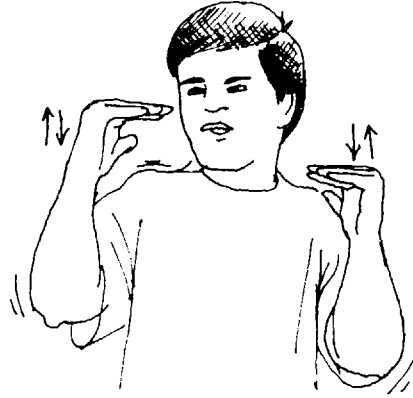
Handshape: Bent B : Bent B

Orientation: palms in, fingertips on chest

Location: chest

Movement: brush fingers up and off chest twice


Nonmanual signal: shoulders thrust back; erect posture

2-Hand SIGNS  BENT B**balance, scales**

Handshape: Bent B : Bent B
Orientation: palms facing
Location: neutral space
Movement: move hands up and down alternately

**build,
construct**

Handshape: Bent B : Bent B
Orientation: palms down
Location: neutral space
Movement: alternately overlap hands while moving them up

**process,
procedure,
progress**

Handshape: Bent B : Bent B
Orientation: palms in; right hand closer to body
Location: neutral space
Movement: alternately circle hands around each other while moving them forward

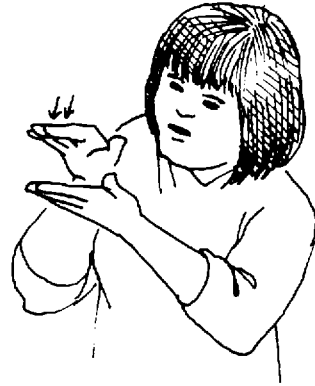
exceed

Handshape: Bent B : Bent B
Orientation: palms facing, fingertips touching
Location: neutral space
Movement: arc right hand up and above left hand

**easy,
simple**

Handshape: Bent B : Bent B
Orientation: palms up, right hand below left
Location: neutral space
Movement: brush right fingers against fingers of left hand twice
Nonmanual signal: lips pursed


BENT B 2-Hand SIGNS

little
(size of object)



Handshape: Bent B : Open B
Orientation: right palm out, hand above left hand;
 left palm up
Location: neutral space
Movement: double bounce right hand slightly
Nonmanual signal: shoulders rounded; eyes look at
 hands

reduce, decrease,
diminish, discount,
less, lessen


Handshape: Bent B : Open B
Orientation: right palm out; left palm up
Location: right hand near face; left hand in
 neutral space
Movement: move right hand down
Nonmanual signal: shoulders raised; "cz"
 mouth utterance



doctor,
physician


Handshape: Bent B : Open B
Orientation: right palm down; left palm up
Location: neutral space
Movement: tap right fingers twice against
 left wrist

soap


Handshape: Bent B : Open B
Orientation: right palm down; left palm up
Location: neutral space
Movement: scrape right fingertips down
 left palm twice

2-Hand SIGNS & BENT B

**scrape**

Handshape: Bent B > Open B : Open B
Orientation: right palm down; left palm up
Location: neutral space
Movement: slide right fingertips down left hand twice

again, repeat

Handshape: Bent B : Open B
Orientation: palms up
Location: neutral space
Movement: flip right hand over, ending with fingertips in center of left palm

thousand

Handshape: Bent B : Open B
Orientation: right palm down, hand above left hand; left palm up
Location: neutral space
Movement: bring right fingertips down to touch left palm

million

Handshape: Bent B : Open B
Orientation: right palm down, hand above left hand; left palm up
Location: neutral space
Movement: bounce right fingertips from left palm to fingertips

frequently, often

Handshape: Bent B : Open B
Orientation: right palm left, fingertips on left palm; left palm right
Location: neutral space
Movement: bounce right fingertips down left hand
Note: See page 200 for a variation of this sign.



BENT B 2-Hand SIGNS

**excuse (n.), exempt,
forgiveness, pardon (n.),
parole (SM); pardon, excuse,
forgive (v.) (DM)**

Handshape: Bent B : Open B
Orientation: right palm down, fingertips on left
palm; left palm up
Location: neutral space
Movement: slide right fingers down and off left
fingertips



**mortgage,
installments,
layaway**



Handshape: Bent B : Open B
Orientation: right palm in, hand on left
palm; left palm up
Location: neutral space
Movement: slide right hand down left
fingertips twice

**list, chapter,
course, lesson,
outline**



Handshape: Bent B : Open B
Orientation: right palm left, hand on left
fingertips; left palm in
Location: neutral space
Movement: bounce right hand down left
hand

bread


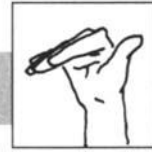



Handshape: Bent B : Open B
Orientation: palms in; right hand in front
of left
Location: neutral space
Movement: slice down back of left fingers
with right fingers twice


**England,
English**



Handshape: Bent B : Open B
Orientation: palms down; hands crossed
Location: neutral space
Movement: slightly pull hands in toward
body twice

2-Hand SIGNS  BENT B**slow**

Handshape: Bent B : Open B
Orientation: palms down; right fingertips on left fingertips
Location: neutral space
Movement: slowly slide right fingers back toward left wrist
Nonmanual signal: "mm" mouth utterance

**from now on,
from this point
on**

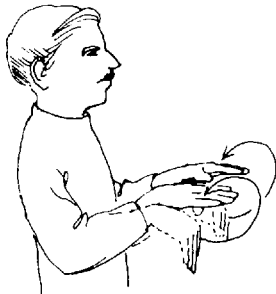
Handshape: Bent B : Open B
Orientation: right palm in, hand on back of left hand; left palm in
Location: neutral space
Movement: arc right hand forward

night (passive)

Handshape: Bent B : passive
Orientation: palms down, right hand above left hand
Location: neutral space
Movement: hit heel of right palm against back of left hand twice

**remind
(one person)**

Handshape: Bent B : 1
Orientation: right palm out, hand behind left hand; left palm right
Location: neutral space
Movement: sharply tap right fingertips on left index finger twice
Nonmanual signal: "serious" expression

**bury,
cemetery,
grave**

Handshape: Bent B > Open B : Bent B > Open B
Orientation: palms down
Location: neutral space
Movement: swing hands up, straightening them, and pull them back toward body



**send,
dispatch,
refer,
send away**

Handshape: Bent B > Open B : Open B
Orientation: palms down; right fingertips on left hand
Location: neutral space
Movement: flick right fingertips off left hand


BENT B 2-Hand SIGNS

reject, cast off

Handshape: Bent B > Open B : Open B
Orientation: right palm in, hand on left palm;
 left palm up
Location: neutral space
Movement: sweep right hand sharply off
 left hand, straightening hand and ending
 with palm down
Nonmanual signal: "hurt" expression


binoculars


Handshape: C : C
Orientation: palms facing
Location: eyes
Movement: twist hands in twice

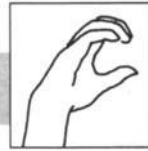
coconut


Handshape: C : C
Orientation: right palm left, hand above
 left hand; left palm right
Location: near right ear
Movement: twist wrists slightly back
 and forth

**do, action, activity,
deed, demeanor**


Handshape: C : C
Orientation: palms down
Location: neutral space
Movement: swing hands in unison left and right twice

2-Hand SIGNS C



**class, association, company,
group, organization**



Handshape: C : C
Orientation: palms out, thumbs touching
Location: neutral space
Movement: swing hands around, ending with palms in

**decorate,
fancy**



Handshape: C : C
Orientation: palms out
Location: neutral space
Movement: spiral hands up

bowl (dish)



Handshape: C : C
Orientation: palms up, hands nearly touching
Location: neutral space
Movement: arc hands up

calculus



Handshape: C : C
Orientation: right palm left, hand above left hand; left palm right
Location: neutral space
Movement: brush hands against each other twice

**client,
consumer,
customer**



Handshape: C : C
Orientation: palms facing, thumbs on chest
Location: chest
Movement: slide hands down to waist




C 2-Hand SIGNS

marry



Handshape: C : C
Orientation: right palm angled out; left palm angled in
Location: neutral space
Movement: bring hands together

communicate




Handshape: C : C
Orientation: palms facing, right hand near lips
Location: face
Movement: alternately move hands back and forth

comfortable



Handshape: C : C
Orientation: palms facing, left fingers on right fingers
Location: neutral space
Movement: slowly slide left fingers down right fingers, then slide right fingers hand down left fingers
Nonmanual signal: "contented" expression

hamburger




Handshape: C : C
Orientation: right palm down, hand above left hand; left palm up
Location: neutral space
Movement: bring right hand down on left palm, then flip hands and bring left hand down on right palm

2-Hand SIGNS  C**certify**


Handshape: C : Open B
Orientation: right palm left, hand above left palm; left palm up
Location: neutral space
Movement: smack right hand down sharply on left palm

can, bottle, cup, glass, tumbler


Handshape: C : Open B
Orientation: right palm left, hand on left palm; left palm up
Location: neutral space
Movement: double bounce right hand on left palm

cake

Handshape: C : Open B
Orientation: right palm down, fingertips on left palm; left palm up
Location: neutral space
Movement: slide right hand down left hand
Note: See next sign and page 82 for variations of this sign.

cake

Handshape: C : Open B
Orientation: right palm down, fingertips on left palm; left palm up
Location: neutral space
Movement: move right hand up slightly
Note: See previous sign and page 82 for variations of this sign.

cream, skim (v.)

Handshape: C : Open B
Orientation: right palm left, hand on left fingertips; left palm up
Location: neutral space
Movement: slide right hand down left palm, ending palm in




C 2-Hand SIGNS

**picture,
photograph**



Handshape: C : Open B
Orientation: right palm out; left palm right
Location: neutral space
Movement: smack right hand against left palm

**constitution,
commandments**



Handshape: C : Open B
Orientation: right palm out, thumb against left fingers; left palm right
Location: neutral space
Movement: bounce right hand down left hand

paragraph



Handshape: C : Open B
Orientation: palms facing
Location: neutral space
Movement: tap right fingertips against left palm

chapter



Handshape: C : Open B
Orientation: right palm left, hand against left palm; left palm right
Location: neutral space
Movement: bounce right hand down left hand

computer



Handshape: C : Open B
Orientation: right palm out, thumb above left wrist; left palm down
Location: neutral space
Movement: bounce right hand up left arm in small spirals

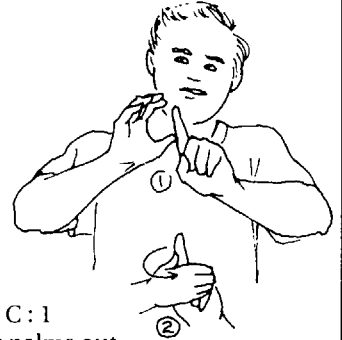
church



Handshape: C : S
Orientation: right palm out, hand above left hand; left palm down
Location: neutral space
Movement: double bounce right hand on left hand

2-Hand SIGNS  C**chocolate**

Handshape: C : S
Orientation: right palm out, thumb on left hand; left palm down
Location: neutral space
Movement: circle right hand on left hand

culture

Handshape: C : 1
Orientation: palms out, right thumb on left index finger
Location: neutral space
Movement: swing right hand around left index finger, ending palm in

force, coerce, compel, impel

Handshape: C : 1
Orientation: right palm out; left palm down, index finger at wrist of right hand
Location: neutral space
Movement: bend right wrist down
Nonmanual signal: right shoulder tilts forward; "serious" expression


president, superintendent

Handshape: C > S : C > S
Orientation: palms out
Location: near head
Movement: arc hands down and out, closing to S handshape
Nonmanual signal: shoulders thrust back; erect posture



C 2-Hand SIGNS

**hot dog,
frankfurter**



Handshape: C > S : C > S
Orientation: palms down, hands almost touching
Location: neutral space
Movement: move hands apart, closing to S handshape

**summarize,
abbreviate,
brief,
condense**



Handshape: C > S : C > S
Orientation: palms facing, right hand higher than left hand
Location: neutral space
Movement: bring hands together, closing to S handshape and ending with right hand on left hand

sausage



Handshape: C > S > C > S : C > S > C > S
Orientation: palms down, hands almost touching
Location: neutral space
Movement: close and open hands twice while moving them apart

deflate, flat tire




Handshape: C > Flattened O : Open B
Orientation: right palm out, thumb on left hand; left palm down
Location: neutral space
Movement: close right fingers down on left hand

2-Hand SIGNS  C
**copy, photocopy,
Xerox, xerography**


Handshape: C > Flattened O : Open B
Orientation: right palm up, hand below left palm;
 left palm down
Location: neutral space
Movement: move right hand down twice, closing
 to Flattened O handshape

**subtract,
deduct,
eliminate,
remove**


Handshape: C > S : Open B
Orientation: right palm down, fingertips
 on left palm; left palm right
Location: neutral space
Movement: slide right fingertips down and
 off left palm, closing to S handshape

**expire, all gone,
run out**



Handshape: C > S : Open B
Orientation: right palm in, hand on left
 palm; left palm up
Location: neutral space
Movement: slide right hand down left
 hand, closing to S handshape

tackle, catch, nab


Handshape: C > S : H
Orientation: right palm left; left palm in,
 fingertips down
Location: neutral space
Movement: grab left fingers with right hand


C 2-Hand SIGNS

**incompetent,
dumb, moron,
thick-skulled,
unskilled**



Handshape: C > 5 : S
Orientation: palms down, right thumb inside left hand
Location: neutral space
Movement: sharply bend right wrist back, opening to 5 handshape
Nonmanual signal: "disparaging" expression

divorce




Handshape: D : D
Orientation: palms facing
Location: neutral space
Movement: twist hands out, ending with palms out

decoder




Handshape: D : D
Orientation: palms facing, fingertips touching
Location: neutral space
Movement: arc hands apart and back together twice

**date
(social)**



Handshape: D : D
Orientation: palms facing
Location: neutral space
Movement: tap fingertips together twice

department




Handshape: D : D
Orientation: palms facing; fingertips touch
Location: neutral space
Movement: swing hands around, ending with fingers touching


**describe,
define,
direction**



Handshape: D : D
Orientation: palms facing
Location: neutral space
Movement: move hands alternately back and forth

2-Hand SIGNS  D**diamond**

Handshape: D : Open B
Orientation: palms down
Location: neutral space
Movement: double bounce right hand down on left ring finger

dictionary

Handshape: D : Open B
Orientation: right palm down, hand above left palm; left palm up
Location: neutral space
Movement: brush right fingertips on left palm twice

doctor, physician


Handshape: D : Open B
Orientation: right palm down, hand above left hand;
Location: neutral space
Movement: tap right fingertips on left wrist twice

develop

Handshape: D : Open B
Orientation: palms facing, right fingertips on left palm
Location: neutral space
Movement: slide right hand up and off left palm

day (passive)

Handshape: D : passive
Orientation: right palm left, elbow on left hand; left palm down
Location: neutral space
Movement: bring right hand down to rest on left arm

**what's happening?
what?
what are you
doing?**

Handshape: D > Baby O : D > Baby O
Orientation: palms up
Location: neutral space
Movement: open and close index fingers and thumbs, several times
Nonmanual signal: body leans forward; head tilts right; "puzzled" expression




E 2-Hand SIGNS

effort



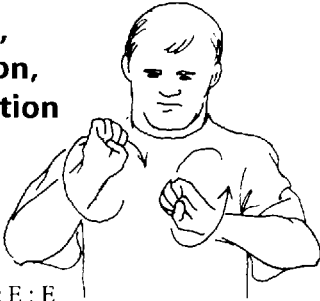
Handshape: E : E
Orientation: palms in
Location: neutral space
Movement: arc hands down and out, ending with palms out
Nonmanual signal: "earnest" expression

education, educate



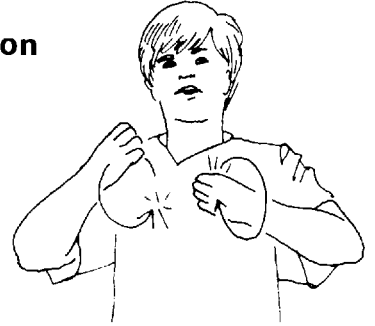
Handshape: E : E
Orientation: palms facing
Location: forehead
Movement: double bounce hands forward

evaluate, evaluation, examination



Handshape: E : E
Orientation: palms out
Location: neutral space
Movement: alternate hands in circling toward center
Nonmanual signal: "serious" expression

emotion



Handshape: E : E
Orientation: palms in
Location: chest
Movement: brush knuckles up chest while making alternating circles

encyclopedia



Handshape: E : Open B
Orientation: right palm down, hand above left hand; left palm up
Location: neutral space
Movement: brush right hand across left palm twice


engaged (to be married)



Handshape: E : Open B
Orientation: palms down; right hand above left hand
Location: neutral space
Movement: move right hand in a circle and then land on left ring finger

2-Hand SIGNS  F**environment**

Handshape: E : I
Orientation: palms out,
 hands touching
Location: neutral space
Movement: rotate right hand around
 left index finger

**nothing,
nothing special
nothing to it,
petty**

Handshape: F : F
Orientation: palms out
Location: neutral space
Movement: shake hands side-to-side
 several times
Nonmanual signal: lips pursed; body and
 head lean back

**exact,
perfect,
precise**

Handshape: F : F
Orientation: palms facing, right hand
 closer to body
Location: neutral space
Movement: bend wrists toward each other
 in a short, quick motion
Nonmanual signal: lips tight

feedback

Handshape: F : F
Orientation: palms facing
Location: neutral space
Movement: bend wrists toward each
 other twice

free

Handshape: F : F
Orientation: right palm left; left palm
 right, wrists crossed
Location: neutral space
Movement: swing hands out and around,
 ending with palms out

family

Handshape: F : F
Orientation: palms out, thumbs touching
Location: neutral space
Movement: circle hands around, ending
 with pinkies touching



F 2-Hand SIGNS

**important,
imperative,
significant,
value, vital,
worth**



Handshape: F : F
Orientation: palms facing; thumbs touching
Location: neutral space
Movement: arc hands up, ending with thumbs touching, palms out
Nonmanual signal: head tilted back; "serious" expression

**caption,
subtitle**



Handshape: F : F
Orientation: palms facing, thumbs touching
Location: neutral space
Movement: move hands apart and back together twice

sentence



Handshape: F : F
Orientation: palms facing, thumbs touching
Location: neutral space
Movement: separate hands in wiggling motion

**belong,
affiliate,
attach,
connect,
enlist, join,
unite,
participate**




Handshape: F : F
Orientation: palms facing
Location: neutral space
Movement: bring hands together, interlocking thumbs and index fingers

cooperate




Handshape: F : F
Orientation: palms facing, thumbs and index fingers interlocked
Location: neutral space
Movement: circle hands right

**connection,
relationship**



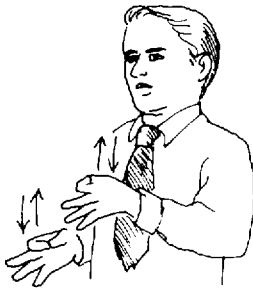
Handshape: F : F
Orientation: right palm out; left palm in, thumbs and index fingers interlocked
Location: neutral space
Movement: move hands back and forth twice

2-Hand SIGNS  F**cat**

Handshape: F : F
Orientation: palms facing
Location: cheeks
Movement: brush hands across and off cheeks twice
Note: See page 71 for a one-hand variation of this sign.

**describe,
define,
explain**

Handshape: F : F
Orientation: palms facing
Location: neutral space
Movement: move hands alternately back and forth
Nonmanual signal: lips pursed; body and head lean back

judge, if

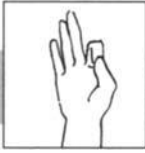
Handshape: F : F
Orientation: palms facing
Location: neutral space
Movement: alternately move hands up and down
Nonmanual signal: lips tight; "strained" expression

**exchange,
replace,
trade**

Handshape: F : F
Orientation: palms facing, right hand closer to body
Location: neutral space
Movement: arc hands around each other to reverse positions

interpret, translate

Handshape: F : F
Orientation: right palm out; left palm in, thumbs and index fingers touching
Location: neutral space
Movement: twist wrists to switch hand positions




F 2-Hand SIGNS

Olympics




Handshape: F : F
Orientation: right palm out; left palm in, thumbs and index fingers interlocked
Location: neutral space
Movement: unlock hands and reverse positions

chain



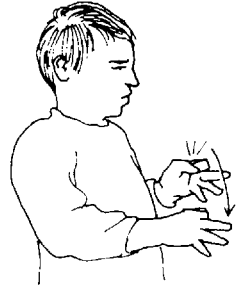
Handshape: F : F
Orientation: right palm out; left palm in, thumbs and index fingers interlocked
Location: neutral space
Movement: unlock hands and reverse positions several times while moving hands right

ghost, soul, spirit



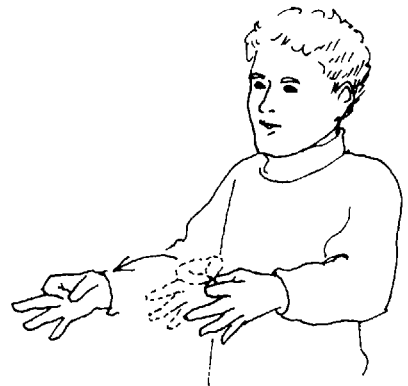
Handshape: F : F
Orientation: right palm down; left palm up, thumbs and index fingers touching
Location: neutral space
Movement: spiral right hand up

unfair

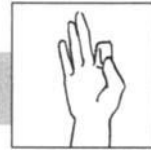


Handshape: F : F
Orientation: palms facing, right hand above left hand
Location: neutral space
Movement: bring right hand down, brushing right thumb and index finger past left thumb and index finger
Nonmanual signal: "annoyed" expression

defer, delay, postpone, procrastinate, put off



Handshape: F : F
Orientation: palms facing, thumbs and index fingers touching
Location: neutral space
Movement: arc right hand deliberately forward
Nonmanual signal: lips pursed; "annoyed" expression


2-Hand SIGNS  F

**field
(profession)**




Handshape: F : B
Orientation: right palm down, thumb and index finger on base of left index finger; left palm right
Location: neutral space
Movement: slide right hand along left index finger

**very
religious,
religion,
religious**



Handshape: F : B
Orientation: right palm down, hand above left hand; left palm up
Location: neutral space
Movement: sharply brush right fingertips down and off left palm

count



Handshape: F : Open B
Orientation: palms facing; right thumb and index finger on left palm
Location: neutral space
Movement: slide right hand down left hand

**flunk, fail,
forbid**




Handshape: F : Open B
Orientation: right palm out; left palm right
Location: neutral space
Movement: sharply smack right hand on left palm

**pen,
write**



Handshape: F : Open B
Orientation: right palm down, thumb and index finger on left hand; left palm up
Location: neutral space
Movement: draw circles down left palm with right thumb and index finger

**vote, elect,
election,
nominate**



Handshape: F : O
Orientation: right palm down; left palm in
Location: neutral space
Movement: dip right fingertips into left hand twice




F 2-Hand SIGNS

tea



Handshape: F : O
Orientation: right palm down, thumb and index finger in left hand; left palm in
Location: neutral space
Movement: circle right thumb and index finger around left thumb and index finger

watch



Handshape: F : S
Orientation: palms down, right hand above left wrist
Location: neutral space
Movement: tap right hand on left wrist twice

foreign (passive)



Handshape: F : passive
Orientation: palms down, right hand at left elbow
Location: neutral space
Movement: make small circles on left elbow with right hand

except, unique



Handshape: F : I
Orientation: right palm down, thumb and index finger grasping left index finger; left palm in
Location: neutral space
Movement: pull left index finger up with right hand
Nonmanual signal: body and head thrust back; lips pursed



**detach, break-up,
disassociate, disconnect**



Handshape: F > 5 : F > 5
Orientation: palms facing, thumbs and index
 fingers interlocked
Location: neutral space
Movement: release fingers and separate hands

**worthless, insignificant,
trivial, unimportant**



Handshape: F > 5 : F > 5
Orientation: palms facing, hands almost touching
Location: neutral space
Movement: sharply flick fingertips apart and
 separate hands, ending palms down
Nonmanual signal: smirk

ring



Handshape: Open F : Open B
Orientation: palms down, right hand
 above left hand
Location: neutral space
Movement: slide right thumb and index
 finger down left ring finger

**meat, beef,
content (n.),
steak,
substance**




Handshape: Open F : Open B
Orientation: right palm down; left palm in
Location: neutral space
Movement: grip left hand with right thumb
 and index finger and shake hands slightly



OPEN F 2-Hand SIGNS

**story, narrate,
statement,
tell a story**



Handshape: Open F > F : Open F > F
Orientation: palms facing
Location: neutral space
Movement: bring hands together, interlocking thumbs and index fingers, then move hands apart and repeat

**find,
discover**




Handshape: Open F > F : Open B
Orientation: right palm down, hand below left hand; left palm right
Location: neutral space
Movement: move right hand up past left hand, closing thumb and index finger

**choose,
choice,
either,
select**



Handshape: Open F > F : V
Orientation: right palm out, hand closer to body; left palm in
Location: neutral space
Movement: pluck left index finger with right thumb and index finger, then repeat on left middle finger

frame



Handshape: G : G
Orientation: palms out, hands touching
Location: neutral space
Movement: separate hands, then move them down and back together

group

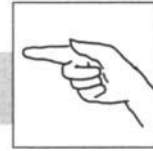


Handshape: G : G
Orientation: palms facing
Location: neutral space
Movement: swing hands around, ending with palms in

grammar




Handshape: G : G
Orientation: palms facing
Location: neutral space
Movement: separate hands in wiggling motion

2-Hand SIGNS  G**geometry**


Handshape: G : G
Orientation: right palm left, hand on left hand; left palm right
Location: neutral space
Movement: brush hands against each other twice

graduate

Handshape: G : Open B
Orientation: right palm down, hand above left hand; left palm up
Location: neutral space
Movement: flip right hand over and land in left palm

magazine, booklet, brochure, leaflet, manual, pamphlet

Handshape: G : Open B
Orientation: right palm up, fingers gripping edge of left hand; left palm right
Location: neutral space
Movement: slide right hand along left hand twice
Note: See page 260 for a variation of this sign.

word, vocabulary

Handshape: G : L
Orientation: palms facing
Location: neutral space
Movement: tap right fingertips on left index finger twice

wake up

Handshape: G > L : G > L
Orientation: palms facing
Location: near eyes
Movement: open fingers up into L handshape
Note: See page 256 for a variation of this sign.




G 2-Hand SIGNS

**gossip,
rumor**



Handshape: G > Baby O : G > Baby O
Orientation: palms out
Location: right hand on mouth; left hand in neutral space
Movement: circle hands clockwise, opening and closing fingers repeatedly

**print,
newspaper,
publish**



Handshape: G > Baby O : Open B
Orientation: right palm down, thumb on left palm; left palm up
Location: neutral space
Movement: close right index finger and thumb twice

rabbit



Handshape: H : H
Orientation: palms facing, hands touching
Location: neutral space
Movement: bend fingers down twice

egg




Handshape: H : H
Orientation: palms facing, fingers crossed
Location: neutral space
Movement: twist wrists down

bacon



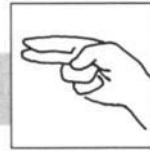
Handshape: H : H
Orientation: palms down, fingertips touching
Location: neutral space
Movement: separate hands while wiggling index and middle fingers

**highway,
freeway,
interstate,
thoroughfare,
throughway,
thruway**

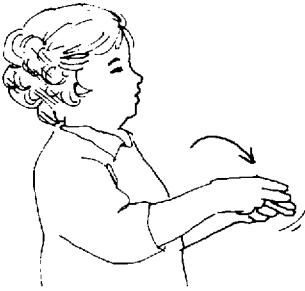


Handshape: H : H
Orientation: palms facing, hands touching
Location: neutral space
Movement: brush hands past each other twice

2-Hand SIGNS H




**named,
called**



Handshape: H : H
Orientation: palms facing, fingers crossed
Location: neutral space
Movement: arc hands out and down

**bandit,
burglar,
crook,
thief**




Handshape: H : H
Orientation: palms in, fingertips touching
Location: below nose
Movement: separate hands
Note: This sign is sometimes formed with an agent marker.

innocent




Handshape: H : H
Orientation: palms in
Location: mouth
Movement: move hands down, ending with palms up

heritage

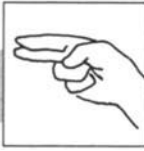


Handshape: H : H
Orientation: palms in
Location: near shoulder
Movement: circle hands around each other while moving them forward

hurry, haste, rush




Handshape: H : H
Orientation: palms facing
Location: neutral space
Movement: alternate hands in moving up and down rapidly
Nonmanual signal: body leans forward; "concerned" expression



H 2-Hand SIGNS

closet, locker



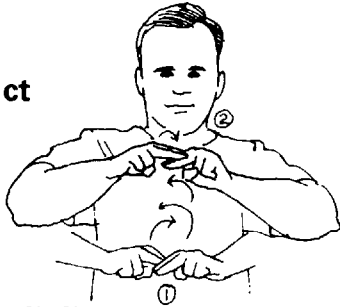
Handshape: H : H

Orientation: right palm out; left palm in, fingers crossed

Location: neutral space

Movement: turn hands over, reversing positions

build, construct




Handshape: H : H

Orientation: palms down, right fingers on left fingers

Location: neutral space

Movement: alternately slap fingers on top of each other while moving hands up

weigh, pound, scale, weight



Handshape: H : H

Orientation: palms facing, fingers crossed

Location: neutral space

Movement: rock right fingers on left fingers

sharp




Handshape: H : H

Orientation: palms facing, right hand above left hand

Location: neutral space

Movement: sharply brush right fingers off left fingers

knife

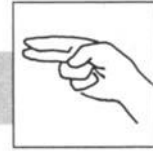
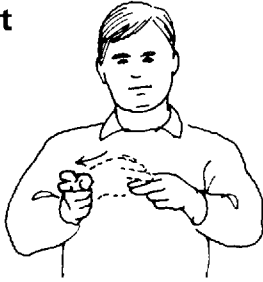


Handshape: H : H

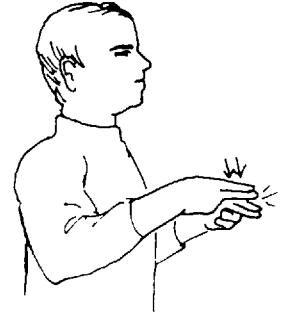
Orientation: palms facing, fingers crossed

Location: neutral space

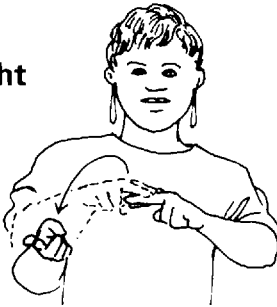
Movement: saw right fingers back and forth across left index finger

2-Hand SIGNS  H**brief, short**


Handshape: H : H
Orientation: palms facing, fingers crossed
Location: neutral space
Movement: slide right fingers off left index finger

name (n.)


Handshape: H : H
Orientation: palms facing, fingers crossed
Location: neutral space
Movement: double bounce right fingers on left fingers

decrease, lose weight


Handshape: H : H
Orientation: palms down, fingers crossed
Location: neutral space
Movement: flip right hand off left hand, ending with palm up

increase, add (on), gain, onto, raise

Handshape: H : H
Orientation: right palm up, hand below left hand; left palm down
Location: neutral space
Movement: flip right hand over to rest on top of left fingers

sit, be seated (SM); chair, seat (DM)

Handshape: H : H
Orientation: palms down, right fingers above left fingers
Location: neutral space
Movement: double bounce right fingers down on left fingers

train, railroad

Handshape: H : H
Orientation: palms down, fingers crossed
Location: neutral space
Movement: slide right fingers down and back left fingers several times



H 2-Hand SIGNS

spoon, soup



Handshape: H : H
Orientation: palms up,
 right fingers on left fingers
Location: neutral space
Movement: scoop right hand up
 toward mouth

stamp, postage



Handshape: H : H
Orientation: right palm in; left palm up
Location: right hand at mouth; left hand
 in neutral space
Movement: flip right hand down and land
 on left fingers
Note: See page 236 for a variation of this
 sign.

fun



Handshape: H : H
Orientation: right palm in; left palm down
Location: right hand on nose; left hand in
 neutral space
Movement: flip right hand down to rest on
 left fingers
Nonmanual signal: smile; eyes widen

spoon, ice cream, soup

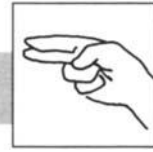


Handshape: H : Open B
Orientation: palms up, right hand above
 left hand
Location: neutral space
Movement: brush right fingers off left
 palm and up toward mouth

butter



Handshape: H : Open B
Orientation: right palm down, wrist bent down; left
 palm up
Location: neutral space
Movement: brush right fingertips off left palm twice
Note: Right fingers can bend each time.


2-Hand SIGNS  H

**sign (SM);
contract,
signature
(DM)**



Handshape: H : Open B
Orientation: palms up
Location: neutral space
Movement: flip right hand over to smack fingers on left palm

screwdriver



Handshape: H : Open B
Orientation: right palm down, fingertips on left palm; left palm right
Location: neutral space
Movement: twist right fingertips back and forth twice

holy




Handshape: H : Open B
Orientation: right palm down, hand above left hand; left palm up
Location: neutral space
Movement: slide right hand down in an arc on left hand
Nonmanual signal: "solemn" expression

**honest,
frank,
sincere,
truthful**



Handshape: H : Open B
Orientation: right palm left, middle finger on left palm; left palm up
Location: neutral space
Movement: slide edge of right middle finger down and off left palm

university



Handshape: H : Open B
Orientation: right palm down, fingers on left palm; left palm facing up; right hand on left
Location: neutral space
Movement: spiral right hand above left hand

nurse



Handshape: H : Open B
Orientation: right palm down, fingertips above left wrist; left palm up
Location: neutral space
Movement: tap right fingertips on left wrist twice



**natural, naturally,
of course**




Handshape: H : Open B
Orientation: palms down, right hand above left hand
Location: neutral space
Movement: circle right hand over left hand, then drop fingertips on left hand

stamp, postage




Handshape: H : Open B
Orientation: right palm in; left palm up
Location: right fingertips on lips; left hand in neutral space
Movement: flip right hand down and smack fingers on left palm
Note: See page 234 for a variation of this sign.

get into bed

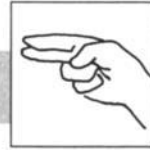


Handshape: H : C
Orientation: right palm up; left palm down
Location: neutral space
Movement: slide right fingers inside left hand

**join, enlist,
participate**




Handshape: H : O
Orientation: right palm in; left palm right
Location: neutral space
Movement: insert right fingers into left hand


2-Hand SIGNS  H

**quit, drop out,
resign, retire**

Handshape: H : O
Orientation: palms in, right fingers inside left hand
Location: neutral space
Movement: pull right fingers out of left hand, ending with fingers up
Nonmanual signal: body leans away from repelling reference; "disgusted" expression



**nation
(native)**




Handshape: H : S
Orientation: palms down, right hand above left hand
Location: neutral space
Movement: circle right hand above left hand, then drop fingertips on left hand

**bandage,
Band-Aid**



Handshape: H : S
Orientation: palms down, right fingers on pinky edge of left hand
Location: neutral space
Movement: slide right fingers across left hand

**use, utilize,
wear**



Handshape: H : S
Orientation: right palm out, heel on left hand; left palm down
Location: neutral space
Movement: circle right hand clockwise on left hand twice

**used to,
usually**




Handshape: H : S
Orientation: right palm out, heel on left hand; left palm down
Location: neutral space
Movement: move both hands down



couch
(compound: sit + long seat)

Handshape: H > C : H > C
Orientation: palms down, right fingers above left fingers
Location: neutral space
Movement: drop right fingers on left fingers, then change both hands to C handshape, hands touching, and separate hands




Bible
(compound: holy + book)

Handshape: H > Open B : Open B
Orientation: right palm down, hand above left hand; left palm up
Location: neutral space
Movement: slide right hand down in an arc on left hand, then bring hands together and open them

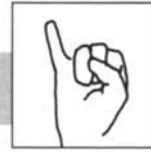


too late
(compound: train + gone)

Handshape: H > G > Baby O : H
Orientation: palms down; fingers crossed
Location: neutral space
Movement: slide right fingers along left fingers, then change right hand to G handshape and slide off left hand, closing thumb and index finger
Nonmanual signal: "pah" mouth utterance



2-Hand SIGNS



**spaghetti, line, string,
thread, twine**



Handshape: 1 : 1
Orientation: palms in; pinkies touch
Location: neutral space
Movement: separate hands with a spiraling motion

**independent,
independence**



Handshape: 1 : 1
Orientation: right palm left; left palm right, wrists crossed
Location: neutral space
Movement: sharply separate hands, ending with palms out
Nonmanual signal: body and head thrust back; "satisfied" expression

**isolated,
lonely,
talk to
oneself**

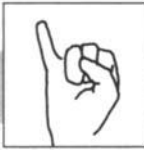


Handshape: 1 : 1
Orientation: palms in; hands touching
Location: near face
Movement: tap hands together twice
Nonmanual signal: lips pursed; "sad" expression

individual



Handshape: 1 : 1
Orientation: palms facing
Location: neutral space
Movement: move hands down



I 2-Hand SIGNS

paranoid



Handshape: I : I
Orientation: palms in
Location: near head
Movement: spiral hands up alternately
Nonmanual signal: body leans back and sways;
 tongue protruding

egotism, conceited



Handshape: I : I
Orientation: right palm left; left palm right
Location: right hand on chest; left hand in neutral
 space
Movement: tap hands on chest with alternating
 motion
Nonmanual signal: chest puffs out; shoulders
 alternately tilt back and forth; lips pursed

end, final, last



Handshape: I : I
Orientation: palms facing
Location: neutral space
Movement: slice right pinky down through
 left pinky

institute, residential school, school for the deaf



Handshape: I : I
Orientation: right palm left, right hand
 on left hand; left palm right
Location: neutral space
Movement: tap right hand on left hand
 twice

2-Hand SIGNS K




**thin, skinny,
slender**



Handshape: I : I
Orientation: palms in, pinky fingers touching
Location: neutral space
Movement: move right hand down
Nonmanual signal: cheeks sucked in

international



Handshape: I : I
Orientation: right palm left, right hand on left hand; left palm right
Location: neutral space
Movement: circle right hand completely around left hand

**jam,
jelly**



Handshape: I : Open B
Orientation: right palm down, right hand above left hand; left palm up
Location: neutral space
Movement: brush right pinky down heel of left palm twice

**art, draw,
design (artist,
designer,
illustrator)**



Handshape: I : Open B
Orientation: palms facing, right pinky on left palm
Location: neutral space
Movement: squiggle right pinky down left palm

**place,
location,
position**



Handshape: K : K
Orientation: palms facing, middle fingers touching
Location: neutral space
Movement: arc hands back, ending with middle fingers touching

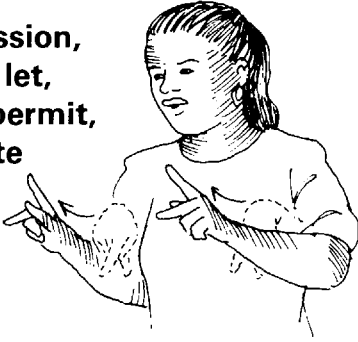
person



Handshape: K : K
Orientation: palms out
Location: neutral space
Movement: move both hands down



K 2-Hand SIGNS

**permission,
allow, let,
may, permit,
tolerate**



Handshape: K : K
Orientation: palms down
Location: neutral space
Movement: swing hands up

party



Handshape: K : K
Orientation: palms down
Location: neutral space
Movement: swing hands left and right

**perfect,
precise**




Handshape: K : K
Orientation: palms facing; right hand closer to body and above left
Location: neutral space
Movement: bring middle fingers together
Nonmanual signal: lips pursed

**supervise,
care for,
take care of
(caregiver,
supervisor)**




Handshape: K : K
Orientation: right palm left, hand on left hand; left palm right
Location: neutral space
Movement: circle hands clockwise

borrow

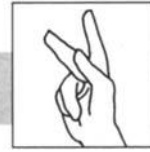


Handshape: K : K
Orientation: right palm left, hand on left hand; left palm right
Location: neutral space
Movement: arc hands back toward chest

lend, loan



Handshape: K : K
Orientation: right palm left, hand on left hand; left palm right
Location: neutral space
Movement: arc hands forward


2-Hand SIGNS  K

**multiply,
arithmetic,
calculate,
figure**



Handshape: K : K
Orientation: right palm left, hand on left hand; left palm right
Location: neutral space
Movement: brush hands past each other twice

worse




Handshape: K : K
Orientation: palms facing
Location: neutral space
Movement: arc hands toward each other, then brush past each other
Nonmanual signal: "pained" expression

**people,
humanity,
mankind,
public**



Handshape: K : K
Orientation: palms out
Location: neutral space
Movement: circle hands out, alternating hands

**kind, sort,
type**



Handshape: K : K
Orientation: right palm left, hand on left hand; left palm right
Location: neutral space
Movement: rotate hands around each other, ending in original position

**careful,
be careful**



Handshape: K : K
Orientation: right palm left, hand above left hand; left palm right
Location: neutral space
Movement: double bounce right hand on left hand
Nonmanual signal: body leans forward; "urgent" expression

**keep,
maintain**




Handshape: K : K
Orientation: right palm left, hand above left hand; left palm right
Location: neutral space
Movement: bring right hand down on left hand


K 2-Hand SIGNS

pure, professional



Handshape: K : B
Orientation: right palm left, middle finger on base of left thumb; left palm right
Location: neutral space
Movement: slide right middle finger off left index finger
Nonmanual signal: "cz" mouth utterance

fail, flop


Handshape: K : Open B
Orientation: palms up, right hand on left palm
Location: neutral space
Movement: slide right hand across left palm
Nonmanual signal: "sad" expression

graduate school


Handshape: K : Open B
Orientation: palms angled in, right hand above left palm
Location: neutral space
Movement: double bounce right hand on left wrist

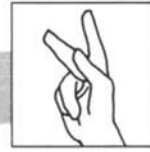
**psychiatry
(psychia-
trist)**


Handshape: K : Open B
Orientation: right palm down, middle finger above left wrist; left palm up
Location: neutral space
Movement: tap right middle finger on left wrist twice

piece


Handshape: K : Open B
Orientation: right palm down, middle finger on left palm; left palm up
Location: neutral space
Movement: slide right middle finger across left palm

2-Hand SIGNS K

**poison**

Handshape: K : Open B
Orientation: right palm down, middle finger on left palm; left palm up
Location: neutral space
Movement: wiggle right hand side to side
Nonmanual signal: "sour" expression

principle

Handshape: K : Open B
Orientation: right palm down, hand on left palm; left palm right
Location: neutral space
Movement: bounce right hand down to left wrist

kitchen

Handshape: K : Open B
Orientation: right palm down, hand on left palm; left palm up
Location: neutral space
Movement: flip right hand over twice, ending with palm up

program

Handshape: K : Open B
Orientation: right palm down, middle finger on heel of left palm; left palm in
Location: neutral space
Movement: slide right middle finger up left palm and over fingertips, then slide down back of left hand



K 2-Hand SIGNS

poetry (passive)



Handshape: K : passive
Orientation: right palm down, hand above left arm; left palm right
Location: neutral space
Movement: swing right hand back and forth over left arm

Passover



Handshape: K : S
Orientation: right palm out; left palm down
Location: neutral space
Movement: arc right hand over left hand, ending palm down

principal



Handshape: K : S
Orientation: palms down, right hand above left hand
Location: neutral space
Movement: circle right hand over left hand, then drop middle finger on left hand

profession



Handshape: K : 1
Orientation: right palm down, middle finger on left hand; left palm right
Location: neutral space
Movement: slide right middle finger off left index finger


2-Hand SIGNS ↻ L

**license**


Handshape: L : L
Orientation: palms out, thumbs touching
Location: neutral space
Movement: tap thumbs twice

language

Handshape: L : L
Orientation: palms out, thumbs touching
Location: neutral space
Movement: separate hands with slight wiggling motion

**gun,
rifle (SM);
hunt (DM)**


Handshape: L : L
Orientation: palms facing; index fingers angled up
Location: neutral space
Movement: bend wrists down, ending with index fingers out

**robbery,
hold-up,
shoot**

Handshape: L : L
Orientation: palms facing
Location: neutral space
Movement: move hands forward

vagina

Handshape: L : L
Orientation: palms facing, thumbs and index fingers almost touching
Location: neutral space
Movement: tap fingertips twice

**live, life,
survive**

Handshape: L : L
Orientation: palms in
Location: waist
Movement: brush hands up chest



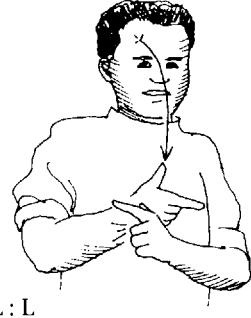
L 2-Hand SIGNS

sister



Handshape: L : L
Orientation: right palm left; left palm right
Location: right thumb on cheek; left hand in neutral space
Movement: bring right hand down to rest on left hand

brother



Handshape: L : L
Orientation: right palm left; left palm right
Location: right thumb on temple; left hand in neutral space
Movement: bring right hand down to rest on left hand

law (attorney, lawyer)



Handshape: L : Open B
Orientation: palms facing, right palm on left fingertips
Location: neutral space
Movement: bounce right hand down left palm

later, after awhile, subsequently




Handshape: L : Open B
Orientation: right palm out, thumb on left palm; left palm right
Location: neutral space
Movement: bend right hand down

ban, forbid, prohibit




Handshape: L : Open B
Orientation: right palm out; left palm right
Location: neutral space
Movement: swing right hand around and smack into left palm
Nonmanual signal: "stern" expression


aide, assistant




Handshape: L : S
Orientation: right palm hand below left hand; left palm right
Location: neutral space
Movement: tap right thumb on bottom of left hand twice

2-Hand SIGNS  BENT L**fast**

Handshape: L > Bent I : L > Bent L
Orientation: palms facing
Location: neutral space
Movement: bend index fingers while sharply pulling hands back
Nonmanual signal: body jerks back

Japan, Japanese

Handshape: L > Baby O : L > Baby O
Orientation: palms facing, thumbs and index fingers touching
Location: neutral space
Movement: separate hands and close thumbs and index fingers

linguistics


Handshape: L > S : L > S
Orientation: palms out; thumbs touching
Location: neutral space
Movement: wiggle hands apart, changing to S handshape

**plate,
platter,
dish**


Handshape: Bent L : Bent L
Orientation: palms facing
Location: neutral space
Movement: move hands down slightly


BENT L 2-Hand SIGNS
lucky


Handshape: Bent L : Bent L
Orientation: palms up
Location: neutral space
Movement: slide hands in to center and out twice
Nonmanual signal: head leans back
Note: This is a regional sign.

**card,
placard**



Handshape: Bent L : Bent L
Orientation: palms down, hands touching
Location: neutral space
Movement: separate hands

**conceited, arrogant, big
shot (slang), egotistical,
swelled head (slang)**


Handshape: Bent L : Bent L
Orientation: palms in, index fingertips on forehead
Location: forehead
Movement: move hands off head with an exaggerated motion
Nonmanual signal: body leans back; "disgusted" expression

glasses, eyeglasses


Handshape: Bent L : Bent L
Orientation: palms facing
Location: eyes
Movement: tap thumbs under eyes twice
Note: See page 251 for a variation of this sign.


2-Hand SIGNS  BENT L

**huge, big,
enormous,
great,
immense**




Handshape: Bent L : Bent L
Orientation: palms facing
Location: neutral space
Movement: arc hands apart in spiral motion
Nonmanual signal: "cha" mouth utterance

**camera,
photograph (v.),
take pictures**




Handshape: Bent L : Bent L
Orientation: palms facing
Location: near eyes
Movement: bend right index finger twice

**article
(written)**



Handshape: Bent L : Open B
Orientation: palms facing
Location: neutral space
Movement: brush thumb and index fingertips down left palm

**card,
license plate**



Handshape: Bent L > Baby O : Bent L > Baby O
Orientation: palms out, thumbs touching
Location: neutral space
Movement: separate hands, closing thumbs and index fingers

glasses, eyeglasses




Handshape: Bent L > Baby O : Bent L > Baby O
Orientation: palms facing
Location: thumbs and index fingertips around eyes
Movement: move hands off face, closing thumbs and index fingers
Note: See page 250 for a variation of this sign.



BENT L 2-Hand SIGNS

run

Handshape: Bent L : L > Bent L
Orientation: right palm left, index finger gripping left thumb; left palm right
Location: neutral space
Movement: bend thumbs and left index fingers while moving hands forward
Nonmanual signal: body jerks back and forth when fingers bend


mathematics


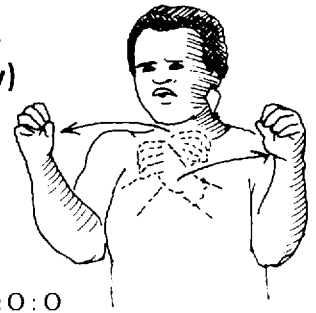
Handshape: M : M
Orientation: palms in, right hand above left hand
Location: neutral space
Movement: brush hands against each other twice

**doctor,
 medical,
 physician**


Handshape: M : Open B
Orientation: right palm down, hand above left wrist; left palm up
Location: neutral space
Movement: tap right fingertips on left wrist twice

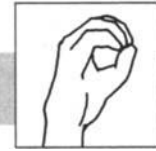
**-ment
 (suffix)**


Handshape: M : Open B
Orientation: right palm out, hand on left palm; left palm right
Location: neutral space
Movement: slide right hand down left palm


**none, no
 (quantity)**


Handshape: O : O
Orientation: right palm left; left palm right, wrists crossed
Location: neutral space
Movement: separate hands
Nonmanual signal: head shakes "no"

2-Hand SIGNS




**nothing,
naught**



Handshape: O : O
Orientation: palms out
Location: neutral space
Movement: slide hands slightly toward center and out twice
Nonmanual signal: head shakes "no"

**diploma,
degree**



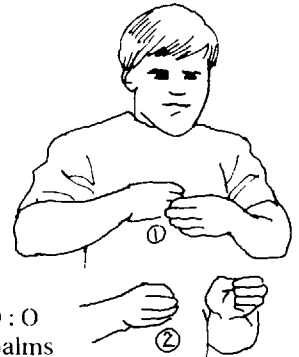
Handshape: O : O
Orientation: palms down, hands touching
Location: neutral space
Movement: separate hands

organization



Handshape: O : O
Orientation: palms out, thumbs touching
Location: neutral space
Movement: swing hands around, ending with pinkies touching

office



Handshape: O : O
Orientation: palms in, right hand behind left hand
Location: neutral space
Movement: separate hands and twist wrists, ending with palms facing

**zero,
absolutely
nothing**



Handshape: O : Open B
Orientation: right palm in; left palm right
Location: neutral space
Movement: sharply slap right hand on left palm

**sunrise
(passive)**



Handshape: O : passive
Orientation: palms down, right arm in front of and below left arm
Location: neutral space
Movement: bend right arm up



O 2-Hand SIGNS

**sunset,
Shabbat
(passive)**



Handshape: O : passive
Orientation: right palm left arm in front
of and above left arm; left palm down
Location: neutral space
Movement: bend right arm down

opportunity



Handshape: O > K : O > K
Orientation: palms down
Location: neutral space
Movement: bend wrists up, changing to K
handshape
Nonmanual signal: eyes widen

**none,
nothing**



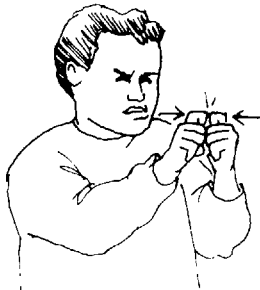
Handshape: O > 5 : O > 5
Orientation: palms facing, hands touching
Location: neutral space
Movement: move hands out and down,
opening to 5 handshape
Nonmanual signal: head shakes "no"

**exact,
precise,
specific**



Handshape: Baby O : Baby O
Orientation: right palm down, hand
above left hand; left palm up
Location: neutral space
Movement: circle right hand slightly, then
bring hands together
Nonmanual signal: "serious" expression

**revenge,
get even,
retaliate**


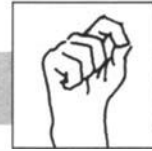


Handshape: Baby O : Baby O
Orientation: palms facing
Location: neutral space
Movement: sharply tap index fingers
together
Nonmanual signal: "angry" expression

**tear, torn,
rip**



Handshape: Baby O : Baby O
Orientation: right palm out, thumb on
left thumb; left palm in
Location: neutral space
Movement: twist and bend wrists back

2-Hand SIGNS  BABY O

**celebrate, anniversary,
cheer, rejoice, reunion,
victory, win**

Handshape: Baby O : Baby O
Orientation: palms in
Location: above shoulders
Movement: twirl hands around
Nonmanual signal: smile
Note: See page 109 for a one-hand variation of this sign.



write



Handshape: Baby O : Open B
Orientation: right palm down, fingertips on left palm; left palm up
Location: neutral space
Movement: brush right fingertips down left palm twice

match



Handshape: Baby O : Open B
Orientation: right palm in, index finger on left palm; left palm right
Location: neutral space
Movement: brush right index finger up left palm

chicken



Handshape: Baby O : Open B
Orientation: right palm out; left palm up
Location: right hand at nose; left hand in neutral space
Movement: bring right hand down and peck on left palm

pencil



Handshape: Baby O : Open B
Orientation: right palm in; left palm up
Location: right hand on lips; left hand in neutral space
Movement: twist right hand around and bring down to slide across left palm


BABY O 2-Hand SIGNS

**surprise, amaze,
astonish, astound**



Handshape: Baby O > 1 : Baby O > 1
Orientation: palms facing
Location: under eyes
Movement: move hands out while flicking
 index fingers up
Nonmanual signal: body and head thrust
 back; "surprised" expression

awake, wake up




Handshape: Baby O > 1 : Baby O > 1
Orientation: palms facing
Location: under eyes
Movement: flick index fingers up
Nonmanual signal: body and head thrust
 back; eyes open wide
Note: See page 229 for a variation of this sign.

spend (time)



Handshape: Baby O > 1 : Baby O > 1
Orientation: palms up
Location: neutral space
Movement: flick index fingers out
 while moving hands up

2-Hand SIGNS  FLATTENED O
**correspondence,
letter writing**


Handshape: Baby O > 1 : Baby O > 1
Orientation: palms facing
Location: neutral space
Movement: bend wrists and flick index fingers out twice
Nonmanual signal: lips pursed
Note: See page 262 for a variation of this sign.

**teach, educate, instruct
(teacher, educator,
instructor, professor)**

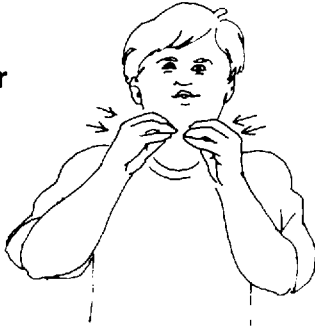

Handshape: Flattened O : Flattened O
Orientation: palms facing
Location: near head
Movement: double bounce hands forward

dirt, soil


Handshape: Flattened O : Flattened O
Orientation: palms up
Location: neutral space
Movement: rub thumbs across fingertips repeatedly

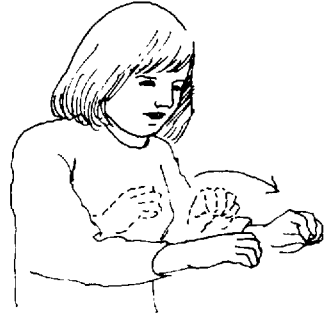

FLATTENED O 2-Hand SIGNS

**more,
further**




Handshape: Flattened O : Flattened O
Orientation: palms facing
Location: neutral space
Movement: tap fingertips twice

**put,
move**



Handshape: Flattened O : Flattened O
Orientation: palms down
Location: neutral space
Movement: arc hands forward

**provide,
give**




Handshape: Flattened O : Flattened O
Orientation: palms in
Location: neutral space
Movement: bend wrists back and move hands forward
Note: See page 92 for a one-hand variation of this sign.

**sell, sale,
vend (SM); store,
market (seller,
merchant,
salesclerk,
vendor)
(DM)**



Handshape: Flattened O : Flattened O
Orientation: palms down
Location: neutral space
Movement: flick wrists up

pack



Handshape: Flattened O : Flattened O
Orientation: palms down
Location: neutral space
Movement: alternately move hands up and down

fix, repair



Handshape: Flattened O : Flattened O
Orientation: palms facing
Location: neutral space
Movement: brush fingertips past each other while moving hands back and forth

2-Hand SIGNS  FLATTENED O**number**

Handshape: Flattened O : Flattened O
Orientation: right palm left; left palm in;
 hands touching
Location: neutral space
Movement: twist hands in opposite
 directions, then back to original position

budget

Handshape: Flattened O : Flattened O
Orientation: palms up, right hand closer
 to body
Location: neutral space
Movement: switch hand positions several
 times

cosmetics, make-up

Handshape: Flattened O : Flattened O
Orientation: palms in
Location: near face
Movement: move hands alternately up
 and down

**feast, banquet,
luncheon, reception**

Handshape: Flattened O : Flattened O
Orientation: palms in
Location: neutral space
Movement: circle hands alternately toward
 mouth
Nonmanual signal: "mm" mouth utterance



FLATTENED O 2-Hand SIGNS

**magazine, booklet,
brochure, leaflet,
manual, pamphlet**




Handshape: Flattened O : Open B
Orientation: right palm up, hand gripping left hand;
 left palm right
Location: neutral space
Movement: slide right hand along left hand
Note: See page 229 for a variation of this sign.

**buy, purchase
(buyer,
customer,
purchaser)**



Handshape: Flattened O : Open B
Orientation: palms up, right hand on
 left palm
Location: neutral space
Movement: arc right hand up and out

**money,
budget,
economics,
finance, funds**

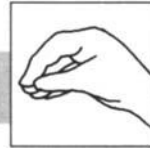


Handshape: Flattened O : Open B
Orientation: palms up, right hand on left
 palm
Location: neutral space
Movement: smack right hand on left palm
 twice

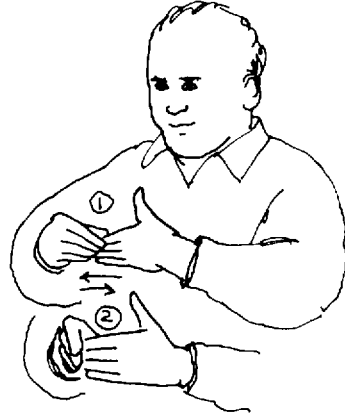

shop, shopping



Handshape: Flattened O : Open B
Orientation: palms up, right hand on left palm
Location: neutral space
Movement: slide right hand off left hand
 repeatedly in different directions
Nonmanual signal: body moves left to right
 with movement

2-Hand SIGNS  FLATTENED O**flexible**

Handshape: Flattened O : Open B
Orientation: right palm left, hand gripping left fingers; left palm in
Location: neutral space
Movement: bend left fingertips back and forth
Nonmanual signal: lips pursed

**install,
investment**

Handshape: Flattened O : C
Orientation: right palm out; left palm right
Location: neutral space
Movement: move right hand into left hand

**in, into (SM);
inside (DM)**

Handshape: Flattened O : O
Orientation: right palm down, hand above left hand; left palm in
Location: neutral space
Movement: move right hand into left hand

**cherry,
berry**

Handshape: Flattened O : 5
Orientation: palms in; right fingertips gripping left pinky
Location: neutral space
Movement: twist right hand back and forth

**spend,
treat (v.)**

Handshape: Flattened O > A : Flattened O > A
Orientation: palms up
Location: neutral space
Movement: move hands forward while sliding thumbs across and off fingertips



FLATTENED O > 5 2-Hand SIGNS

correspondence

Handshape: Flattened O > 5 : Flattened O > 5
Orientation: palms facing, arms at an angle
Location: neutral space
Movement: move hands toward each other and flick fingers open
Note: See page 255 for a variation of this sign.



lose, lost, misplaced

Handshape: Flattened O > 5 : Flattened O > 5
Orientation: palms in, fingers touching
Location: neutral space
Movement: move hands down, opening to 5 handshape
Nonmanual signal: head down; eyes searching; "distressed" expression

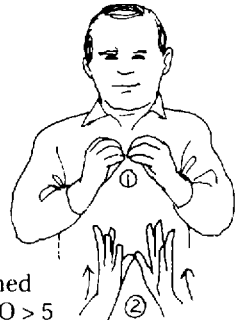


distribute, give out



Handshape: Flattened O > 5 : Flattened O > 5
Orientation: palms in; fingers touching
Location: neutral space
Movement: arc hands out while opening fingers

blossom, bloom



Handshape: Flattened O > 5 : Flattened O > 5
Orientation: palms facing; fingertips touching
Location: neutral space
Movement: move hands up while opening fingers

2-Hand SIGNS  FLATTENED O

**move away,
move out**



Handshape: Flattened O > 5 : Flattened O > 5
Orientation: palms down
Location: neutral space
Movement: move hands across body, opening fingers
Nonmanual signal: head tilts and eyes gaze in direction of referent

**spread,
spill**




Handshape: Flattened O > 5 : Flattened O > 5
Orientation: palms down; fingertips touching
Location: neutral space
Movement: open hands out, spreading fingers

**afraid,
frightened,
scared**



Handshape: Flattened O > 5 : Flattened O > 5
Orientation: palms facing
Location: neutral space
Movement: move hands toward each other and flick fingers open
Nonmanual signal: "scared" expression

**inform, information,
news, notify**



Handshape: Flattened O > 5 : Flattened O > 5
Orientation: palms in
Location: right fingertips on head; left hand near face
Movement: arc hands down and forward, opening fingers



FLATTENED O 2-Hand SIGNS

**record (v.), put down,
register**



Handshape: Flattened O > Open B : Open B
Orientation: palms facing, right fingertips on left palm
Location: neutral space
Movement: open right hand and press against left palm

**advise, affect,
counsel, influence**



Handshape: Flattened O > 5 : B
Orientation: palms down, right hand on left hand
Location: neutral space
Movement: slide right hand off left hand, opening hand

expensive, costly



Handshape: Flattened O > 5 : Open B
Orientation: right palm down, fingertips on left palm; left palm up
Location: neutral space
Movement: lift right hand and flick fingers open
Nonmanual signal: "cha" mouth utterance

2-Hand SIGNS  FLATTENED O

**waste,
extravagant,
squander**



Handshape: Flattened O > 5 : Open B
Orientation: palms up, right hand on left palm
Location: neutral space
Movement: sling right hand out, opening hand
Nonmanual signal: lips pursed

**rich,
wealthy**



Handshape: Flattened O > 5 : Open B
Orientation: right palms left, hand on left palm; left palm up
Location: neutral space
Movement: raise right hand, twisting and changing to 5 handshape
Nonmanual signal: "cha" mouth utterance

overflow



Handshape: Flattened O > 5 : Open B
Orientation: right palm out, hand on left palm; left palm in
Location: neutral space
Movement: move right hand up and over left hand, changing to 5 handshape, then wiggle fingers down

**grow, develop, mature (SM);
spring, plant (n.)(DM)**



Handshape: Flattened O > 5 : C
Orientation: right palm up, hand below left hand; left palm in
Location: neutral space
Movement: move right hand up through left hand, opening fingers


FLATTENED O 2-Hand SIGNS

feed
(compound: food + give)



Handshape: Flattened O : Flattened O
Orientation: palms in
Location: right hand at mouth; left hand in neutral space
Movement: move right hand down, then double bounce hands out

land
(compound: dirt + surface)


Handshape: Flattened O > 5 : Flattened O > 5
Orientation: palms up
Location: neutral space
Movement: rub thumbs across fingertips several times, then open hands, turn them over and circle them toward each other



relay
(operator service)


Handshape: R : R
Orientation: right palm left, left palm right, wrists crossed
Location: neutral space
Movement: bend wrists down twice


ready


Handshape: R : R
Orientation: palms down
Location: neutral space
Movement: arc hands across body


2-Hand SIGNS R

**doughnut**

Handshape: R : R
Orientation: palms facing; fingertips touching
Location: neutral space
Movement: arc hands down, ending with palms in

**response,
reply,
report,
react**

Handshape: R : R
Orientation: palms out
Location: right hand at mouth; left hand in neutral space
Movement: arc hands forward and down
Nonmanual signal: body leans forward

**rest,
relax**


Handshape: R : R
Orientation: palms in, arms crossed
Location: chest
Movement: tap hands on chest twice
Nonmanual signal: "contented" expression

rabbi

Handshape: R : R
Orientation: palms in
Location: chest
Movement: slide fingers down chest

room

Handshape: R : R
Orientation: palms in; right hand in front of left
Location: neutral space
Movement: bend wrists back, ending with palms facing

rehabilitation

Handshape: R : Open B
Orientation: right palm down, hand on left palm; left palm up
Location: neutral space
Movement: lift left hand up


R 2-Hand SIGNS
require


Handshape: R : Open B
Orientation: right palm in, fingertips on left palm; left palm right
Location: neutral space
Movement: move hands back toward body

**rule,
regulation**


Handshape: R : Open B
Orientation: palms facing, right fingers on left fingertips
Location: neutral space
Movement: arc right hand down left palm

research


Handshape: R : Open B
Orientation: right palm in; left palm up
Location: right hand on nose; left hand in neutral space
Movement: move right hand down and brush fingers down left palm
Nonmanual signal: shoulders rounded; head lowered; "inquiring" expression

reinforce


Handshape: R : S
Orientation: palms in; right hand below left hand
Location: neutral space
Movement: hit base of left hand with right fingertips and push left hand up

**power, might,
strength,
sturdy,
tough**


Handshape: S : S
Orientation: palms in
Location: neutral space
Movement: double bounce hands forward
Nonmanual signal: shoulders and head thrust back; lips pursed

ski


Handshape: S : S
Orientation: palms facing
Location: neutral space
Movement: swing arms back

2-Hand SIGNS S




**cold, chilly,
shiver, winter**




Handshape: S : S
Orientation: palms facing
Location: neutral space
Movement: shake arms toward each other
Nonmanual signal: shoulders rounded;
 head lowered; "shivering" expression

**can, able, may
(SM); possible,
capable (DM)**



Handshape: S : S
Orientation: palms out
Location: neutral space
Movement: bend wrists down while
 moving arms down
Nonmanual signal: head nods "yes"

**motorcycle,
ride a
motorcycle**




Handshape: S : S
Orientation: palms down
Location: neutral space
Movement: twist wrists out twice

canoe




Handshape: S : S
Orientation: palms facing, arms at an
 angle
Location: neutral space
Movement: swing arms back to left side

**carpentry
(carpenter)**



Handshape: S : S
Orientation: palms in
Location: neutral space
Movement: slightly twist hands out while
 moving them forward, ending with
 palms facing

stretch



Handshape: S : S
Orientation: palms in
Location: neutral space
Movement: pull hands apart




S 2-Hand SIGNS

shoes



Handshape: S : S
Orientation: palms down
Location: neutral space
Movement: tap hands together twice

hold



Handshape: S : S
Orientation: right palm left, right hand on left hand; left palm right
Location: neutral space
Movement: shake hands slightly

baseball



Handshape: S : S
Orientation: right palm in, right hand on left hand; left palm right
Location: neutral space
Movement: double bounce hands forward

accustom, bound, custom, habit, locked into, tradition



Handshape: S : S
Orientation: palms down, right hand on left hand
Location: neutral space
Movement: move hands down

accident, collide, collision



Handshape: S : S
Orientation: palms in
Location: neutral space
Movement: smack hands into each other

break, fracture



Handshape: S : S
Orientation: palms down, hands touching
Location: neutral space
Movement: swing hands up and to sides, ending with palms facing

2-Hand SIGNS  S

**defend, guard,
protect, shield**




Handshape: S : S
Orientation: right palm left; left palm right,
 wrists crossed
Location: neutral space
Movement: push arms forward forcefully

**free, emancipate,
liberate, redeem, relief,
rescue, safe, save**



Handshape: S : S
Orientation: right palm left; left palm right,
 wrists crossed
Location: neutral space
Movement: separate hands and twist them
 around, ending with palms out
Nonmanual signal: body leans back; smile

**embrace,
dear, hug,
love**



Handshape: S : S
Orientation: palms in, arms crossed
Location: chest
Movement: slightly squeeze arms to chest
Nonmanual signal: smile; shoulders raised

neck (v.)




Handshape: S : S
Orientation: right palm left; left palm
 right, wrists crossed
Location: neutral space
Movement: bend wrists down twice
Nonmanual signal: lips pursed




S 2-Hand SIGNS

**car,
automobile,
drive**




Handshape: S : S
Orientation: palms in
Location: neutral space
Movement: arc hands alternately up and down
Note: "Drive" is usually made with larger movements than "car."

**bicycle, bike,
ride a bicycle**



Handshape: S : S
Orientation: palms down
Location: neutral space
Movement: circle hands alternately forward

**Bar Mitzvah,
Bat Mitzvah**



Handshape: S : S
Orientation: palms in, right hand above left hand
Location: neutral space
Movement: circle hands around each other

box, fight



Handshape: S : S
Orientation: palms in, right hand closer to body
Location: neutral space
Movement: punch hands alternately toward each other

**make, create,
construct,
manufacture,
produce**



Handshape: S : S
Orientation: palms in,
right hand on left hand
Location: neutral space
Movement: bend wrists back

**doubt,
disbelief,
waver**



Handshape: S : S
Orientation: palms down
Location: neutral space
Movement: move hands alternately up and down
Nonmanual signal: head tilts;
"disbelieving" expression

2-Hand SIGNS S S


**grieve, grief,
heartbreak**

Handshape: S : S

Orientation: right palm down, hand on left hand;
left palm up

Location: neutral space

Movement: sharply twist hands around, switching
positions

Nonmanual signal: shoulders rounded; head
lowered; "sad" expression


**agony, suffer,
suffering**

Handshape: S : S

Orientation: palms in

Location: neutral space

Movement: circle hands alternately
around each other, ending in original
position

Nonmanual signal: shoulders rounded;
head lowered; "pained" expression


stone, rock

Handshape: S : S

Orientation: palms down, right hand
above left hand

Location: neutral space

Movement: tap right hand on left hand
twice


**appointment,
engagement,
reservation,
reserve**

Handshape: S : S

Orientation: palms down, right hand
above left hand

Location: neutral space

Movement: circle right hand above left
hand, then drop hand down on left hand



**work, employ,
employment,
job, labor,
task, toil**

Handshape: S : S


Orientation: right palm out, wrist on left
wrist; left palm down

Location: neutral space


Movement: double bounce right hand on
left wrist twice





S 2-Hand SIGNS

year


Handshape: S : S
Orientation: right palm left, hand on left hand; left palm right
Location: neutral space
Movement: circle right hand around left hand and return to original position

hammer


Handshape: S : S
Orientation: right palm left, hand above left hand; left palm right
Location: neutral space
Movement: bend right hand down several times
Nonmanual signal: "cha" mouth utterance

fix, repair


Handshape: S : S
Orientation: palms in
Location: neutral space
Movement: brush right hand against left hand twice
Nonmanual signal: "earnest" expression

coffee


Handshape: S : S
Orientation: palms in; right hand on left hand
Location: neutral space
Movement: circle right hand counter-clockwise on left hand

umbrella


Handshape: S : S
Orientation: palms in; right hand on left hand
Location: neutral space
Movement: double bounce right hand up

2-Hand SIGNS S



**support, advocate, endorse,
maintain, reinforce, sponsor,
sustain, uphold**



Handshape: S : S
Orientation: palms in, right hand below left hand
Location: neutral space
Movement: push left hand up with right hand

exaggerate




Handshape: S : S
Orientation: palms down, right hand in front of left hand
Location: neutral space
Movement: bounce right hand forward in small arcs

**advertise,
propaganda,
publicize**



Handshape: S : S
Orientation: palms down, right hand in front of left hand
Location: neutral space
Movement: move right hand forward twice
Nonmanual signal: pursed lips

defeat, conquer



Handshape: S : S
Orientation: right palm out, wrist against edge of left hand; left palm down
Location: neutral space
Movement: sharply bend right hand over left hand
Nonmanual signal: "serious" expression




S 2-Hand SIGNS

**certify,
license,
seal**




Handshape: S : Open B
Orientation: right palm in, hand above left palm; left palm up
Location: neutral space
Movement: stamp left palm with edge of right fist

**credit card,
charge**




Handshape: S : Open B
Orientation: right palm in, hand on left fingertips; left palm up
Location: neutral space
Movement: rapidly slide right hand back and forth across left palm

**bell, chimes,
ring bells**



Handshape: S : Open B
Orientation: right palm down; left palm right
Location: neutral space
Movement: bounce right hand against left palm

**state
(geography),
statute (law)**



Handshape: S : Open B
Orientation: right palm out, hand on left fingertips; left palm right
Location: neutral space
Movement: bounce right hand once down to heel of left hand

**sample,
symbol**



Handshape: S : Open B
Orientation: right palm out, hand against left palm; left palm right
Location: neutral space
Movement: move hands forward in two quick motions

**stage
(passive)**



Handshape: S : passive
Orientation: right palm down, hand on left wrist; left palm down
Location: neutral space
Movement: slide right hand down to left fingertips

2-Hand SIGNS  S**situation**

Handshape: S : 1
Orientation: palms out
Location: neutral space
Movement: arc right hand around left index finger

abuse, hit (more than once), attack, strike (more than once)

Handshape: S : 1
Orientation: right palm in, hand closer to body; left palm right
Location: neutral space
Movement: brush right knuckles harshly back and forth against left index finger
Nonmanual signal: "angry" expression

obey

Handshape: S > 5 : S > 5
Orientation: palms in
Location: right hand on forehead; left hand in front of left cheek
Movement: move hands down and forward while opening hands

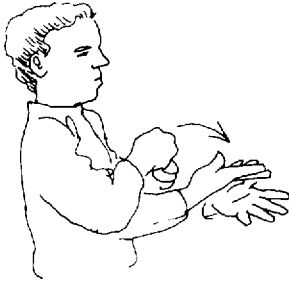
terrible, awful, dreadful, horrible

Handshape: S > 5 : S > 5
Orientation: palms out
Location: both sides of the temple
Movement: move hands straight out while opening hands
Nonmanual signal: "disgusted" expression



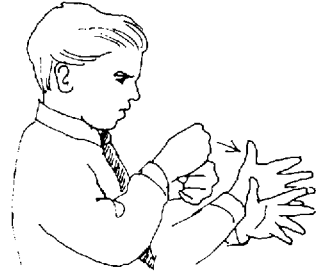
S 2-Hand SIGNS

cause



Handshape: S > 5 : S > 5
Orientation: palms up, right hand in front of left hand
Location: neutral space
Movement: move hands forward while opening hands

bawl out



Handshape: S > 5 : S > 5
Orientation: right palm left, right hand on top of left hand; left palm right
Location: neutral space
Movement: flick fingers out sharply
Nonmanual signal: body jerks forward; "angry" expression

many, lots, multiple, numerous



Handshape: S > 5 : S > 5
Orientation: palms in
Location: neutral space
Movement: sharply thrust hands forward while flicking fingers open
Nonmanual signal: "cha" mouth utterance

how many, how much



Handshape: S > 5 : S > 5
Orientation: palms up
Location: neutral space
Movement: move hands up, flicking fingers open
Nonmanual signal: body leans forward; head tilts right; eyebrows knit

magic



Handshape: S > 5 : S > 5
Orientation: palms down
Location: neutral space
Movement: move hands forward slightly, then down, flicking fingers open

express (feelings)



Handshape: S > 5 : S > 5
Orientation: palms in
Location: chest
Movement: arc hands forward while opening hands
Nonmanual signal: lips pursed


2-Hand SIGNS  S

**expand,
enlarge**



Handshape: S > Bent 5 : S > Bent 5
Orientation: palms in; right hand on top of left hand
Location: neutral space
Movement: move hands apart while opening hands to Bent 5 handshape

fireworks




Handshape: S > 5 : S > 5
Orientation: palms out
Location: neutral space
Movement: alternately open and close hands rapidly in different locations in the air

climb, ladder



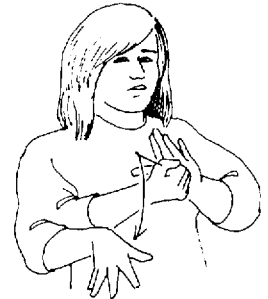
Handshape: S > Bent 5 : Bent 5 > S
Orientation: palms out
Location: neutral space
Movement: close and open hands while moving hands up in alternating motions

**next year (SM);
annual,
yearly (DM)**



Handshape: S > 1 : S
Orientation: right palm left, hand on top of left hand; left palm right
Location: neutral space
Movement: flick right index finger out as right hand moves forward

abortion

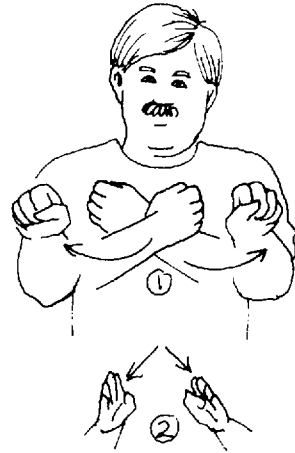


Handshape: S > 5 : Open B
Orientation: right palm up, hand against left palm; left palm angled right
Location: neutral space
Movement: move right hand sharply out and down, flicking fingers open



refuge, shelter
(compound: safe + roof)

Handshape: S > B : S > B
Orientation: palms in, wrists crossed
Location: neutral space
Movement: separate hands and twist them around, then change to B handshape, palms down, fingertips touching, and angle hands down



hill
(compound: rock + slope)

Handshape: S > Open B : S > Open B
Orientation: palms down, right hand above left hand
Location: neutral space
Movement: drop right hand onto left hand, then change to Open B handshape and outline the contours of a hillside



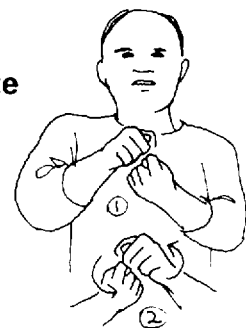
try

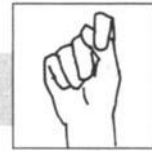

Handshape: T : T
Orientation: palms in
Location: neutral space
Movement: arc hands down and twist forward, ending with palms out
Nonmanual signal: "earnest" expression



**translate,
transliterate**

Handshape: T : T
Orientation: right palm down, hand resting on left hand; left palm up
Location: neutral space
Movement: reverse hand positions




2-Hand SIGNS  T**team**

Handshape: T : T
Orientation: palms facing
Location: neutral space
Movement: swing hands around, ending with pinkies nearly touching

**time
(abstract)**

Handshape: T : Open B
Orientation: right palm out, hand against left palm; left palm right
Location: neutral space
Movement: move right hand clockwise around left palm

Total Communication

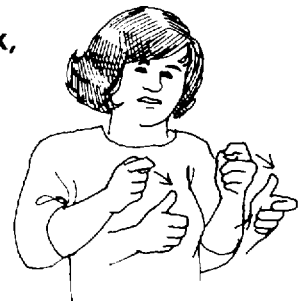
Handshape: T : C
Orientation: palms facing
Location: neutral space
Movement: alternately move hands back and forth

**temple,
synagogue**

Handshape: T : S
Orientation: right palm out; left palm down
Location: neutral space
Movement: bounce heel of right hand on back of left hand

champagne

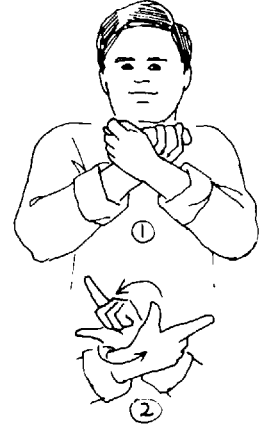
Handshape: T > Open A : S
Orientation: palms in, right hand on top of left hand
Location: neutral space
Movement: move right hand quickly upward while flicking thumb out

**fast, quick,
rapid**

Handshape: T > Open A : T > Open A
Orientation: palms facing
Location: neutral space
Movement: quickly flick thumbs out while moving hands forward



transliterate, translate




Handshape: T > L : T > L

Orientation: right palm out, hand on heel of left hand; left palm in

Location: neutral space

Movement: reverse positions of hands, flicking open thumbs and index fingers

look forward to, anticipate



Handshape: V : V

Orientation: palms down, hands angled left

Location: neutral space

Movement: double bounce hands forward

Nonmanual signal: eyes widen

funeral



Handshape: V : V

Orientation: palms out, right hand behind left hand

Location: neutral space

Movement: bounce hands forward

Nonmanual signal: "sad" expression

contempt, patronize, scorn



Handshape: V : V

Orientation: palms down, hands angled left

Location: neutral space

Movement: move fingers down and up sharply

Nonmanual signal: "smirking" expression

vain, flatter, vanity



Handshape: V : V

Orientation: palms in

Location: above shoulders

Movement: bend fingers down and up twice

Nonmanual signal: shoulders thrust back; erect posture

2-Hand SIGNS  V

**tent,
camping**




Handshape: V : V
Orientation: palms facing, fingertips angled toward each other
Location: neutral space
Movement: move hands down at an angle
Note: See page 305 for a variation of this sign.

**intercourse,
copulate,
fornicate**



Handshape: V : V
Orientation: right palm down, hand above left hand; left palm up
Location: neutral space
Movement: double bounce right hand on left hand

**very,
extremely**



Handshape: V : V
Orientation: palms facing, fingertips angled toward each other and touching
Location: neutral space
Movement: separate hands sharply
Nonmanual signal: "intense" expression

visit



Handshape: V : V
Orientation: palms up
Location: neutral space
Movement: circle hands out alternately

either, or



Handshape: V : V
Orientation: palms facing, fingertips angled toward each other
Location: neutral space
Movement: tap left index finger with right index finger, then tap left middle finger with right middle finger, repeat
Nonmanual signal: body tilts slightly side to side



V 2-Hand SIGNS

**save, preserve,
reserve, store**



Handshape: V : V
Orientation: palms in, right hand in front of left hand
Location: neutral space
Movement: hit left fingers twice with right fingers
Note: See page 288 for a variation of this sign.

**indecision,
uncertainty**



Handshape: V : B
Orientation: right palm down, index and middle finger straddling left hand; left palm right
Location: neutral space
Movement: rock right hand side to side
Nonmanual signal: "indecisive" expression

**ride
(horse,
bike)**



Handshape: V : B
Orientation: right palm down, index and middle fingers straddling left hand; left palm right
Location: neutral space
Movement: bounce hands forward several times (horse); move hands forward (bike)

**predict, forecast,
foretell, omen, prophecy
(fortune-teller, prophet)**



Handshape: V : Open B
Orientation: right palm in; left palm down
Location: right hand below eyes; left hand in neutral space
Movement: move right hand under and beyond left hand

2-Hand SIGNS  V**drown**

Handshape: V : Open B
Orientation: right palm out, fingertips wedged between left index and middle fingers; left palm down
Location: neutral space
Movement: wiggle right hand down

lose (competition)

Handshape: V : Open B
Orientation: right palm down, hand above left hand; left palm up
Location: neutral space
Movement: smack right hand down sharply on left palm
Nonmanual signal: "sad" expression

dance, party

Handshape: V : Open B
Orientation: right palm down, fingertips above left hand; left palm up
Location: neutral space
Movement: swing right hand left and right
Nonmanual signal: smile

stand

Handshape: V : Open B
Orientation: right palm down, fingertips above left palm; left palm up
Location: neutral space
Movement: move right hand down so fingertips touch left palm

fork

Handshape: V : Open B
Orientation: right palm down, fingertips above left palm; left palm up
Location: neutral space
Movement: stab left palm with right fingertips twice

recline, lie down

Handshape: V : Open B
Orientation: palms up, back of right hand on left palm
Location: neutral space
Movement: slide back of right hand across left palm
Nonmanual signal: "tired" expression



V 2-Hand SIGNS

**arise, get up,
stand up**



Handshape: V : Open B
Orientation: right palm left; left palm up
Location: neutral space
Movement: flip right fingers over to stand on left palm

**fall down,
fall**



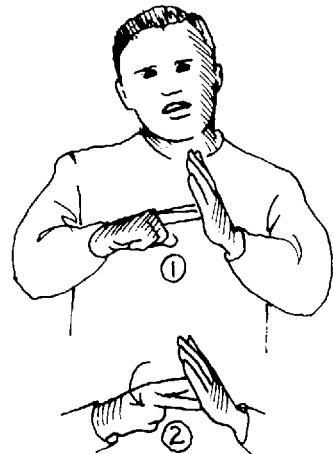
Handshape: V : Open B
Orientation: right palm down, hand above left hand; left palm up
Location: neutral space
Movement: flip right hand over and smack onto left palm
Nonmanual signal: body leans back

read



Handshape: V : Open B
Orientation: palms facing, fingertips up
Location: neutral space
Movement: brush right fingertips down left palm

**mean, imply, intend,
motive, purpose, signify**




Handshape: V : Open B
Orientation: right palm down, fingertips on left palm; left palm right
Location: neutral space
Movement: rotate right fingertips on left palm

2-Hand SIGNS  V**toast**

Handshape: V : Open B
Orientation: palms facing; right fingertips toward left palm
Location: neutral space
Movement: stab palm and back of left hand with right fingertips by rotating both hands

**twice, double, duplicate**


Handshape: V : Open B
Orientation: right palm in, middle finger on left palm; left palm right, fingertips up
Location: neutral space
Movement: brush right middle finger up left palm

**salt**

Handshape: V : H
Orientation: palms down, right fingertips above left hand
Location: neutral space
Movement: tap left fingers twice with alternating right index and middle fingers

**dive**

Handshape: V : H
Orientation: right palm down, fingertips on back of left fingers; left palm down
Location: neutral space
Movement: flip right hand off left hand, ending below left hand with fingertips up

**watch**

Handshape: V : S
Orientation: palms down; right hand on left hand
Location: neutral space
Movement: move hands forward in two quick motions





V 2-Hand SIGNS

**save, store,
reserve,
preserve**



Handshape: V : S
Orientation: palms in,
 right hand in front of left hand
Location: neutral space
Movement: tap right fingertips on back of
 left hand twice
Note: See page 284 for a variation of this
 sign.

**bridge
(passive)**




Handshape: V : passive
Orientation: right palm left, fingertips on
 left wrist; left palm down
Location: neutral space
Movement: arc right fingertips along left
 arm, ending at left elbow

**sheep
(passive)**



Handshape: V : passive
Orientation: right palm up, fingers on left
 arm; left palm down
Location: neutral space
Movement: shear back of left arm with
 right fingertips

**plumbing,
wrench
(plumber,
mechanic)**




Handshape: V : 1
Orientation: palms in, right index and
 middle fingers straddling left index finger
Location: neutral space
Movement: twist right index and middle
 fingers around left index finger

**apply,
shelve it
(slang),
table it
(slang)**

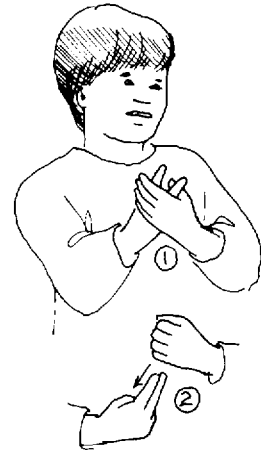


Handshape: V : 1
Orientation: palms facing
Location: neutral space
Movement: move right hand down onto
 left index finger

vocabulary



Handshape: V : 1
Orientation: palms out,
 right fingertips above left index finger
Location: neutral space
Movement: tap right fingertips on left
 index finger twice as hands move left
 slightly

2-Hand SIGNS  V**plug, electric outlet****Handshape:** V : 1**Orientation:** right palm down, behind left hand; left palm out**Location:** neutral space**Movement:** plug right index and middle fingers into left index finger**both****Handshape:** V > H : C > S**Orientation:** palms in, right hand inside left hand**Location:** neutral space**Movement:** move right hand down left palm, closing left hand as right fingers come together**videotape (n.)****Handshape:** V > T : Open B**Orientation:** right palm out, index finger against left palm; left palm right**Location:** neutral space**Movement:** circle right hand clockwise, ending in T handshape



V 2-Hand SIGNS

jump




Handshape: V > Bent V : Open B
Orientation: right palm down, fingertips on left palm; left palm up
Location: neutral space
Movement: bounce right fingertips on left palm, bending the fingers on the way up

rob, steal (passive)




Handshape: V > Bent V : passive
Orientation: palms down
Location: neutral space
Movement: sharply slide right hand from left elbow to left wrist while bending fingers

quote, caption, subject, theme, title, topic



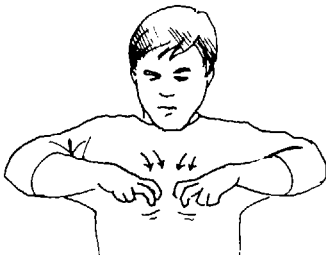
Handshape: Bent V : Bent V
Orientation: palms out
Location: neutral space
Movement: twist wrists, ending with palms facing

dead (animal), kick the bucket (slang)



Handshape: Bent V : Bent V
Orientation: palms facing, fingers out
Location: neutral space
Movement: sharply twist wrists up
Nonmanual signal: lips pursed

analyze, analysis, research





Handshape: Bent V : Bent V
Orientation: palms down, knuckles facing
Location: neutral space
Movement: slightly straighten and bend fingers twice
Nonmanual signal: shoulders rounded; head lowered; "inquiring" expression


laid up



Handshape: Bent V : Bent V
Orientation: palms facing, fingers out
Location: left side of body
Movement: arc hands up sharply toward right shoulder
Nonmanual signal: pursed lips, body and head lean back

2-Hand SIGNS  BENT V**poison**

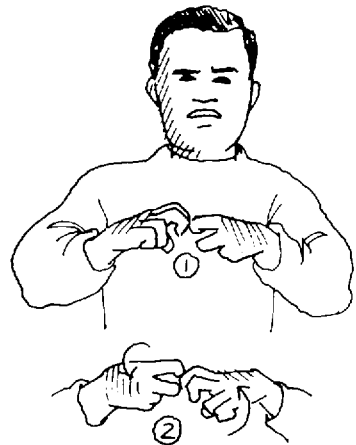
Handshape: Bent V : Bent V
Orientation: palms in, wrists crossed
Location: neutral space
Movement: tap wrists against each other twice
Nonmanual signal: "sour" expression

tournament


Handshape: Bent V : Bent V
Orientation: palms out, right hand higher than left hand
Location: neutral space
Movement: shift hands up and down several times

**difficult,
hardship**

Handshape: Bent V : Bent V
Orientation: palms in, knuckles facing, right hand above left hand
Location: neutral space
Movement: brush knuckles against each other in alternating pattern
Nonmanual signal: lips tight; "strained" expression

problem


Handshape: Bent V : Bent V
Orientation: right palm down; left palm in, knuckles touching
Location: neutral space
Movement: twist hands to switch palm positions
Nonmanual signal: lips tight; "strained" expression


BENT V 2-Hand SIGNS
roller skate


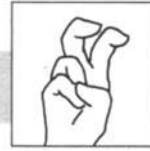
Handshape: Bent V : Bent V
Orientation: palms up
Location: neutral space
Movement: slide hands alternately back and forth several times

tough


Handshape: Bent V : Bent V
Orientation: palms in, right hand above left hand
Location: neutral space
Movement: bring right hand down, brushing knuckles of left hand sharply
Nonmanual signal: "serious" expression

**dumbfounded,
 open-mouthed,
 speechless**




Handshape: Bent V : Bent V
Orientation: right palm in; left palm out, back of left hand against mouth
Location: in front of mouth
Movement: arc right hand down, ending with palm up
Nonmanual signal: mouth open; "shocked" expression

2-Hand SIGNS  BENT V**squirrel**


Handshape: Bent V : Bent V
Orientation: right palm left; left palm right
Location: right hand above mouth; left hand in neutral space
Movement: move right hand down to left hand, then tap fingertips together several times
Nonmanual signal: shoulders rounded; head lowered; cheeks puffed

**hilarious, laughter, rolling in the aisles (slang)**

Handshape: Bent V : Open B
Orientation: palms up, right hand on left palm
Location: neutral space
Movement: slide right hand across left palm while straightening and bending right index and middle fingers
Nonmanual signal: mouth open; head tilted back

**kneel**

Handshape: Bent V : Open B
Orientation: right palm in, knuckles above left palm; left palm up
Location: neutral space
Movement: move right hand down onto left palm

get in

Handshape: Bent V : C
Orientation: right palm up; left palm right
Location: neutral space
Movement: flip right hand down to perch on left thumb

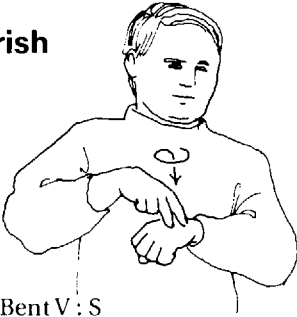

BENT V 2-Hand SIGNS

get out


Handshape: Bent V : C
Orientation: right palm down, fingers on left thumb; left palm right
Location: neutral space
Movement: flip right hand off left thumb

hard

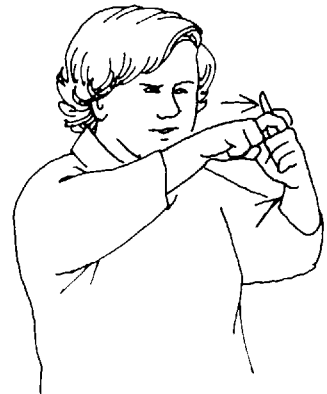

Handshape: Bent V : S
Orientation: right palm in, hand above left hand; left palm down
Location: neutral space
Movement: bring right hand down onto back of left hand
Nonmanual signal: lips tight

Ireland, Irish


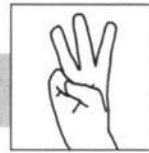
Handshape: Bent V : S
Orientation: palms down, right fingertips above left hand
Location: neutral space
Movement: circle right hand above left hand, then land on left hand

potato



Handshape: Bent V : S
Orientation: palms down, right fingertips above left hand
Location: neutral space
Movement: tap right fingertips on back of left hand twice

**nab,
 caught in the act,
 contact, corner (v.)**


Handshape: Bent V : 1
Orientation: right palm down, hand in back of left hand; left palm right
Location: neutral space
Movement: move right hand forward to trap left index finger between right knuckles
Nonmanual signal: lips pursed


2-Hand SIGNS  W

**change the
topic, change
the subject**



Handshape: Bent V > V : Bent V
Orientation: palms down, index fingers touching
Location: neutral space
Movement: arc right hand to the right, straightening bent fingers

war




Handshape: W : W
Orientation: palms down, fingertips pointing toward each other
Location: neutral space
Movement: move hands side to side in unison

winter



Handshape: W : W
Orientation: palms facing
Location: neutral space
Movement: tap pinkies and thumbs together twice

weather



Handshape: W : W
Orientation: palms facing, thumbs and pinkies touching
Location: neutral space
Movement: twist hands in opposite directions twice



W 2-Hand SIGNS

world



Handshape: W : W
Orientation: right palm left, hand on top of left hand; left palm right
Location: neutral space
Movement: circle hands around each other

worship



Handshape: W : W
Orientation: right palm left; left palm down
Location: right index finger on right side of head; left hand in neutral space
Movement: right hand twists down, ending with hand on top of left hand
Nonmanual signal: "earnest" expression

dangerous, hazardous



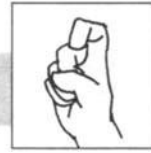

Handshape: X : X
Orientation: palms up
Location: neutral space
Movement: flip hands over sharply
Nonmanual signal: eyes widen; "frightened" expression

give, award, contribute, present, reward (SM); gift, award, contribution, present, reward (DM)



Handshape: X : X
Orientation: palms facing, index fingers up
Location: neutral space
Movement: bend wrists forward and down

2-Hand SIGNS X

**ski**


Handshape: X : X
Orientation: palms up
Location: neutral space
Movement: glide hands forward and back slightly

**urge,
 coax,
 persuade,
 prod**



Handshape: X : X
Orientation: palms up, right hand closer to body
Location: neutral space
Movement: tug hands in toward body twice
Nonmanual signal: "earnest" expression

**electric,
 electronics,
 physics**



Handshape: X : X
Orientation: palms in, knuckles touching
Location: neutral space
Movement: hit knuckles together twice

**Spain, Spanish
 (Spaniard)**



Handshape: X : X
Orientation: palms in
Location: shoulders
Movement: move hands forward, ending with index fingers clapsed

**suspend,
 hold up**



Handshape: X : X
Orientation: palms down, index fingers clapsed
Location: neutral space
Movement: sharply bring wrists up

best friend



Handshape: X : X
Orientation: right palm down; left palm up, index fingers clapsed
Location: neutral space
Movement: arc hands sharply forward and down
Nonmanual signal: lips taut; "earnest" expression




X 2-Hand SIGNS

expression, grimace



Handshape: X : X
Orientation: palms out
Location: right hand near temple; left hand near cheek
Movement: move hands alternately up and down
Nonmanual signal: lips pursed

ice skate



Handshape: X : X
Orientation: palms up
Location: neutral space
Movement: slide hands side to side twice
Nonmanual signal: body sways

change, adapt, adjust, modify




Handshape: X : X
Orientation: right palm out; left palm in; hands crossed at wrists
Location: neutral space
Movement: twist hands around, reversing palm positions

exchange, switch, trade



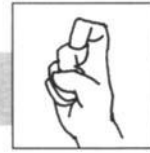

Handshape: X : X
Orientation: right palm left; left palm right, closer to body
Location: neutral space
Movement: rotate hands so right hand is closer to body

direct, control, discipline, govern, manage, regulate, reign, rule




Handshape: X : X
Orientation: palms facing, right hand closer to body
Location: neutral space
Movement: move hands back and forth in alternating motion
Nonmanual signal: shoulders thrust back; erect posture

2-Hand SIGNS 油 X

**friend**


Handshape: X : X
Orientation: right palm down; left palm up; index fingers clasped
Location: neutral space
Movement: rotate hands to switch palm positions

pull, hitch, hook, tow

Handshape: X : X
Orientation: right palm down; left palm in; index fingers clasped
Location: neutral space
Movement: use right hand to pull left hand to the right

cards, play cards


Handshape: X : X
Orientation: palms in, right hand above left hand
Location: neutral space
Movement: brush right hand off left hand several times while moving hands right

ruin, spoil, torment

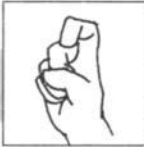
Handshape: X : X
Orientation: right palm left, above and in back of left hand; left palm right
Location: neutral space
Movement: brush right hand across left hand, arcing wrist forward and up
Nonmanual signal: "cha" mouth utterance

tease

Handshape: X : X
Orientation: right palm left, above and in back of left hand; left palm right
Location: neutral space
Movement: brush right hand across left hand twice
Nonmanual signal: head tilts right; "taunting" expression


demand, command, insist, require

Handshape: X : Open B
Orientation: right palm in, index fingertip on left palm; left palm right
Location: neutral space
Movement: sharply pull hands in toward body
Nonmanual signal: "insistent" expression



X 2-Hand SIGNS

key, lock



Handshape: X : Open B
Orientation: right palm down, index finger knuckle on left palm; left palm right
Location: neutral space
Movement: twist right hand on left palm

charge, cost, expense, fee, fine, price, tax, toll



Handshape: X : Open B
Orientation: right palm in; left palm right
Location: neutral space
Movement: brush right index finger down left palm

time (passive)



Handshape: X : S
Orientation: palms down, right index finger above left wrist
Location: neutral space
Movement: tap right fingertip on left wrist twice

tempt, temptation (passive)



Handshape: X : passive
Orientation: palms in, right index fingertip on left arm below elbow
Location: neutral space
Movement: tap right index finger on left elbow twice

from



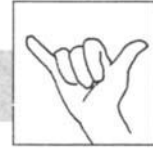
Handshape: X : 1
Orientation: right palm left, index finger against left index finger; left palm out
Location: neutral space
Movement: pull right hand back, away from left index finger

pick on, henpeck, nag




Handshape: X : 1
Orientation: palms out
Location: neutral space
Movement: peck right index finger on left index finger twice
Nonmanual signal: lips pursed

2-Hand SIGNS




**hang, closet,
hanger**



Handshape: X : 1
Orientation: palms down, right index
 finger crooked over left index finger
Location: neutral space
Movement: bounce right hand on left
 index fingertip several times

**telegram, call
(by TTY)**



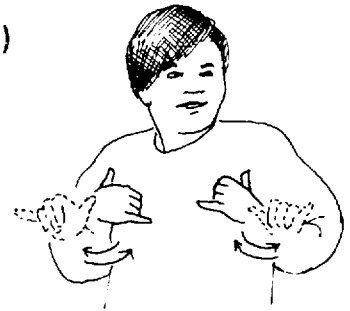
Handshape: X : 1
Orientation: right palm down, index
 fingertip at base of left index finger;
 left palm right
Location: neutral space
Movement: slide right fingertip off left
 index finger

**sandals,
thongs**



Handshape: X : 5
Orientation: palms down, right index
 finger between left index and middle
 fingers
Location: neutral space
Movement: move right index finger
 forward and back twice

play (v.)



Handshape: Y : Y
Orientation: palms out
Location: neutral space
Movement: twist wrists in and out twice
Nonmanual signal: body bounces

**now,
presently,
today**

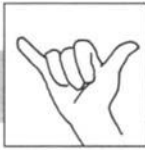


Handshape: Y : Y
Orientation: palms up
Location: neutral space
Movement: move hands down sharply
Nonmanual signal: "cz" mouth utterance

**contrary,
antagonistic,
bullheaded,
cantankerous**



Handshape: Y : Y
Orientation: palms facing
Location: neutral space
Movement: bring heels of hands
 together twice
Nonmanual signal: "angry" expression



Y 2-Hand SIGNS

**measure, ruler,
size**



Handshape: Y : Y
Orientation: palms down
Location: neutral space
Movement: tap thumbs together twice

still, yet



Handshape: Y : Y
Orientation: palms down
Location: neutral space
Movement: move hands forward,
 bending wrists up

**uniform,
in common,
same,
standard,
universal**



Handshape: Y : Y
Orientation: palms down, thumbs
 touching
Location: neutral space
Movement: move hands in a large circle

**cow,
bull**



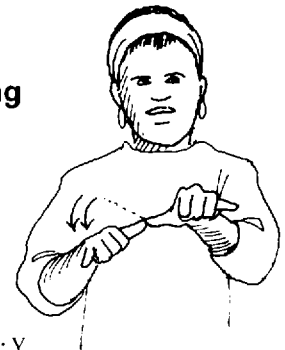
Handshape: Y : Y
Orientation: palms down
Location: thumbs at temples
Movement: bend wrists down and up
Note: See page 113 for a one-hand
 variation of this sign.

**humorous,
comical**

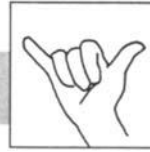


Handshape: Y : Y
Orientation: right palm left; left palm right
Location: right hand in front of nose; left
 hand in neutral space
Movement: twist wrists up and down twice
Nonmanual signal: smile


**drafting,
engineering
(engineer)**




Handshape: Y : Y
Orientation: palms down, thumbs
 touching
Location: neutral space
Movement: twist right hand down twice

2-Hand SIGNS  Y**that**

Handshape: Y : Open B
Orientation: right palm down; left palm up
Location: neutral space
Movement: bring right hand down onto left palm

New York

Handshape: Y : Open B
Orientation: right palm down; left palm up
Location: neutral space
Movement: slide right hand back and forth along left palm

impossible


Handshape: Y : Open B
Orientation: right palm down; left palm up
Location: neutral space
Movement: bring right hand down sharply onto left palm, then bounce hand up
Nonmanual signal: head shakes "no"

fat (demeaning), obese

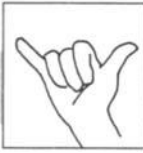
Handshape: Y : Open B
Orientation: right palm down; left palm up
Location: neutral space
Movement: rock right knuckles side to side on left palm
Nonmanual signal: "cha" mouth utterance

country (foreign) (passive)

Handshape: Y : passive
Orientation: palms in
Location: neutral space
Movement: make a clockwise circle with right hand in front of left elbow


big word

Handshape: Y : 1
Orientation: right palm down; left palm in
Location: neutral space
Movement: move right hand down so knuckles hit left index finger



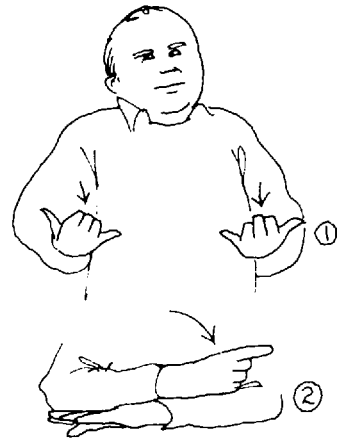
Y 2-Hand SIGNS

swear, curse



Handshape: Y : 1
Orientation: right palm down; left palm right
Location: neutral space
Movement: wiggle right hand down and off left index finger
Nonmanual signal: "cha" mouth utterance

today (compound: now + day)




Handshape: Y > 1 : Y > B
Orientation: palms up
Location: neutral space
Movement: move hands down, then change right hand to 1 handshape, palm left, and left hand to B handshape, palm down, right elbow on left fingers, bend right arm down onto left arm

I love you (casual)



Handshape: 1-1 : 1-1
Orientation: palms out
Location: neutral space
Movement: shake hands slightly side to side
Nonmanual signal: smile

mock, make fun of, ridicule



Handshape: 1-1 : 1-1
Orientation: palms down, right hand closer to body, hands angled to left
Location: neutral space
Movement: double bounce hands forward
Nonmanual signal: "smirking" expression

2-Hand SIGNS 1 - 1

**tent, camping**

Handshape: 1-1 : 1-1

Orientation: palms facing, fingertips touching

Location: neutral space

Movement: move hands down at an angle

Note: See page 283 for a variation of this sign.

**sarcasm, cynical,
ironic**

Handshape: 1-1 : 1-1

Orientation: palms down

Location: right index finger on tip of nose; left hand in neutral space

Movement: move right hand down to meet left hand, then brush hands past each other

Nonmanual signal: "smirking" expression

**liquor,
whiskey**

Handshape: 1-1 : 1-1

Orientation: right palm left; left palm right

Location: neutral space

Movement: double bounce right hand down on left hand

Note: See page 306 for a variation of this sign.

**trick, deceive,
defraud, fraud**

Handshape: 1-1 : 1-1

Orientation: palms down, fingertips forward, right hand above left hand

Location: neutral space

Movement: slide right hand off left hand

Nonmanual signal: lips pursed



1-I 2-Hand SIGNS

**liquor,
whiskey**



Handshape: 1-I : S


Orientation: right palm in; left palm down

Location: neutral space

Movement: double bounce right hand
down on left hand

Note: See page 305 for a variation of this sign.

cigarette



Handshape: 1-I : 1

Orientation: palms down

Location: neutral space

Movement: tap right index finger and
pinky on left index finger twice

sin




Handshape: 1 : 1

Orientation: palms facing, index fingers
angled toward each other

Location: index fingertips at corners of
mouth

Movement: arc hands out, then rotate
hands, ending with palms in

**hurt, ache,
injure, harm,
pain**



Handshape: 1 : 1

Orientation: right palm out; left palm in

Location: neutral space

Movement: twist hands in opposite
directions

Nonmanual signal: shoulders rounded;
"pained" expression

**opposite, contrast,
oppose, reverse
(enemy, foe, opponent)**




Handshape: 1 : 1


Orientation: palms in, fingertips touching

Location: neutral space

Movement: arc hands up then out to
opposite sides



struggle



Handshape: 1 : 1
Orientation: palms in
Location: neutral space
Movement: move hands side to side in unison
Nonmanual signal: lips tight; "pained" expression

quake, scared



Handshape: 1 : 1
Orientation: palms down
Location: neutral space
Movement: move hands together and apart in short, quick shakes
Nonmanual signal: "frightened" expression

go to, attend




Handshape: 1 : 1
Orientation: palms out, right hand slightly behind left hand
Location: neutral space
Movement: bend wrists down while moving hands forward

come




Handshape: 1 : 1
Orientation: palms up, right hand slightly closer to body
Location: neutral space
Movement: bring hands in toward the body while bending wrists in

parallel, coincide, concurrent



Handshape: 1 : 1
Orientation: palms down, index fingers touching
Location: neutral space
Movement: move hands forward

during, meantime, meanwhile, while



Handshape: 1 : 1
Orientation: palms in, index fingers angled in
Location: neutral space
Movement: arc index fingers down and out while moving hands forward



1 2 2-Hand SIGNS

**happen, event,
incident, occur**




Handshape: 1 : 1
Orientation: palms up
Location: neutral space
Movement: flip hands over

**accomplish, achieve,
prosper, succeed, triumph**




Handshape: 1 : 1
Orientation: palms in
Location: index fingers at sides of forehead
Movement: move hands forward in two spiraling motions, ending with palms out
Nonmanual signal: shoulders and head thrust back

**finally,
pah!**




Handshape: 1 : 1
Orientation: palms in
Location: sides of head
Movement: twist wrists out in an exaggerated motion, ending with palms out
Nonmanual signal: body and head thrust back; "pah" mouth utterance

computer



Handshape: 1 : 1
Orientation: palms out
Location: neutral space
Movement: circle hands out in opposite directions

2-Hand SIGNS 1

**wheelchair**


Handshape: 1 : 1
Orientation: palms in
Location: outside of thighs
Movement: circle index fingers forward twice

pass by


Handshape: 1 : 1
Orientation: palms facing, right hand closer to body
Location: near shoulders
Movement: move hands toward and past each other

**meet, encounter,
face-to-face,
one-to-one**

Handshape: 1 : 1
Orientation: right palm out, right hand closer to body; left palm in
Location: neutral space
Movement: move hands toward each other until they meet

**but,
contrariwise,
however**

Handshape: 1 : 1
Orientation: palms out, index fingers crossed
Location: neutral space
Movement: arc hands out in opposite directions
Nonmanual signal: body and head thrust back; eyes widen

**intersect, conflict,
cross**

Handshape: 1 : 1
Orientation: palms in, index fingers angled toward each other
Location: neutral space
Movement: bring hands together so that index fingers cross



1 2-Hand SIGNS

**conflict, clash,
cross-purposes**



Handshape: 1 : 1

Orientation: palms down, index fingers angled up

Location: neutral space

Movement: bring hands together sharply until index fingers cross and knuckles clash

Nonmanual signal: brows furrowed; "serious" expression


**same, alike,
identical,
similar (SM);
according to,
also,
too (DM)**


Handshape: 1 : 1

Orientation: palms down, hands parallel

Location: neutral space

Movement: bring hands together so index fingers touch

**as,
according to,
also**


Handshape: 1 : 1

Orientation: palms down, hands parallel

Location: right side of neutral space

Movement: bring hands together and tap index fingers together, then move hands to the left and tap index fingers again

**since,
all along,
ever since,
so far**


Handshape: 1 : 1

Orientation: palms in, index fingers angled toward right shoulder

Location: in front of right shoulder

Movement: slowly arc hands out, ending with palms up

corn on the cob




Handshape: 1 : 1

Orientation: palms down


Location: in front of mouth

Movement: move hands left and right in unison

2-Hand SIGNS 1


**China, Chinese,
Oriental**


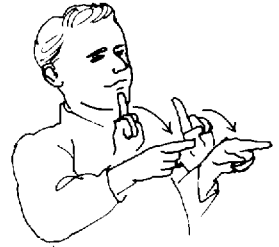
Handshape: 1 : 1
Orientation: palms in
Location: corners of eyes
Movement: rotate fingertips back and forth
Note: See page 126 for the preferred sign.

smile


Handshape: 1 : 1
Orientation: palms facing, index fingers angled up
Location: corners of mouth
Movement: slide index fingers up cheeks
Nonmanual signal: smile

**laugh,
laughter**


Handshape: 1 : 1
Orientation: palms in, index fingers angled toward each other
Location: corners of mouth
Movement: brush index fingers off cheeks twice
Nonmanual signal: mimic laughter

**answer,
comment,
order, reply,
respond**


Handshape: 1 : 1
Orientation: palms out
Location: back of right index finger on lips; left hand in neutral space
Movement: bend wrists forward, ending with palms down
Nonmanual signal: body jerks forward slightly

**announce, declare,
proclaim**


Handshape: 1 : 1
Orientation: palms in, index fingers angled toward each other
Location: corners of mouth
Movement: swing hands out to opposite sides, ending with palms out
Nonmanual signal: body leans forward; head tilts back




1 2-Hand SIGNS

famous, fame, popular, renown

Handshape: 1 : 1
Orientation: palms in, index fingers
 angled toward each other
Location: corners of mouth
Movement: move hands out and spiral
 forward
Nonmanual signal: shoulders and head
 thrust back



heart (romantic)



Handshape: 1 : 1
Orientation: palms in, index fingertips
 touching
Location: left side of chest
Movement: outline the shape of a heart
 with the index fingers

knit



Handshape: 1 : 1
Orientation: right palm left; left palm
 out, index fingertips crossed
Location: neutral space
Movement: twist wrists forward

quarrel, argue

Handshape: 1 : 1
Orientation: palms in, right index finger up, left
 index finger down
Location: neutral space
Movement: shake index fingers alternately up
 and down
Nonmanual signal: "angry" expression



2-Hand SIGNS 1



**variety, assorted, different,
diverse, etcetera**

Handshape: 1 : 1
Orientation: palms down, right hand higher than left hand
Location: neutral space
Movement: move hands out to the sides while alternately bending wrists up and down
Nonmanual signal: body jerks slightly



**crippled,
lame**

Handshape: 1 : 1
Orientation: palms down
Location: neutral space
Movement: move hands alternately up and down
Nonmanual signal: left shoulder dips twice



tornado

Handshape: 1 : 1
Orientation: palms in
Location: right side of body
Movement: rapidly spiral index fingers around one another while moving hands left
Nonmanual signal: lips blow out air



**travel, journey,
roam, trip,
wander**

Handshape: 1 : 1
Orientation: palms in
Location: neutral space
Movement: spiral index fingers around each other while moving hands forward
Nonmanual signal: lips pursed



**stars,
astrology**

Handshape: 1 : 1
Orientation: palms out, right index finger against base of left thumb
Location: neutral space
Movement: alternately brush one index finger up and off the other
Nonmanual signal: gaze upward





1 2-Hand SIGNS

sign language, signs




Handshape: 1 : 1
Orientation: palms in
Location: neutral space
Movement: move hands in alternating circles toward the body

stockings, socks



Handshape: 1 : 1
Orientation: palms down, index fingers touching
Location: neutral space
Movement: slide index fingers alternately back and forth against each other

relatives



Handshape: 1 : 1
Orientation: right palm out, right hand slightly higher than left hand; left palm in
Location: neutral space
Movement: bring index fingers together until tips touch, then rotate hands to switch positions

consider, contemplate, ponder, reckon, speculate, wonder



Handshape: 1 : 1
Orientation: palms in, index fingers angled up
Location: near temples
Movement: move hands in small, alternating, circles
Nonmanual signal: shoulders raise; head tilts right; "pensive" expression
Note: See page 120 for a one-hand variation of this sign.

2-Hand SIGNS 1




**cry, bawl,
tears, weep**




Handshape: 1 : 1
Orientation: palms in
Location: index fingers below eyes
Movement: brush alternating index fingers down cheeks
Nonmanual signal: "sad" expression

**talk,
converse with,
dialogue**




Handshape: 1 : 1
Orientation: right palm left; left palm right
Location: right index fingertip on lips; left hand in neutral space
Movement: move hands in opposition forward and back from mouth
Nonmanual signal: lips pursed

allergy



Handshape: 1 : 1
Orientation: palms facing, right hand slightly higher than left
Location: in front of nose
Movement: pull right hand away from nose sharply
Nonmanual signal: body pulls away from the offending source

when



Handshape: 1 : 1
Orientation: right palm down; left palm right
Location: neutral space
Movement: rotate right finger clockwise around left index finger. ending with index fingers touching
Nonmanual signal: body leans forward; head tilts right; eyebrows knit

**objective, aim, ambition,
goal, purpose**




Handshape: 1 : 1
Orientation: right palm left; left palm out
Location: right hand at right temple; left hand in front of face
Movement: move right hand to left index finger
Nonmanual signal: head tilts right; eyes on left index finger




1 2-Hand SIGNS

until


Handshape: 1 : 1
Orientation: right palm out; left palm in
Location: right hand near right shoulder; left hand in neutral space
Movement: arc right hand up then down until fingertips touch

point (n.)

Handshape: 1 : 1
Orientation: right palm left; left palm out
Location: neutral space
Movement: tap right index finger on left index finger twice

to, toward

Handshape: 1 : 1
Orientation: right palm out, right hand closer to body; left palm in
Location: neutral space
Movement: move right hand forward to meet left index finger


specific

Handshape: 1 : 1
Orientation: right palm in, right hand closer to body; left palm right
Location: neutral space
Movement: sharply hit left index fingertip with right index fingertip
Nonmanual signal: lips tight; "strained" expression; right shoulder raised

digress, distracted, off the subject

Handshape: 1 : 1
Orientation: right palm in; left palm right
Location: neutral space
Movement: move right hand toward left index finger, then bounce right index finger off left index finger, detouring to the left
Nonmanual signal: lips pursed; "annoyed" expression

2-Hand SIGNS 1



**stray,
deviate,
divert**




Handshape: 1 : 1
Orientation: palms down, index fingers touching
Location: neutral space
Movement: slide right index finger off to the left

**turn back,
go back,
return,
turn around**



Handshape: 1 : 1
Orientation: right palm down, hand above left hand; left palm right
Location: neutral space
Movement: circle right index finger counterclockwise around left hand

**positive, add,
addition,
optimistic,
plus**




Handshape: 1 : 1
Orientation: right palm down; left palm right
Location: neutral space
Movement: bounce right index finger on middle of left index finger

**month (SM),
monthly (DM)**




Handshape: 1 : 1
Orientation: right palm in; left palm right
Location: neutral space
Movement: brush right index finger down edge of left index finger

**temperature,
fever,
thermometer**



Handshape: 1 : 1
Orientation: right palm down; left palm right
Location: neutral space
Movement: slide right index finger up and down edge of left index finger

**depend on,
rely**




Handshape: 1 : 1
Orientation: palms down, index fingers crossed
Location: neutral space
Movement: bounce index fingers down twice



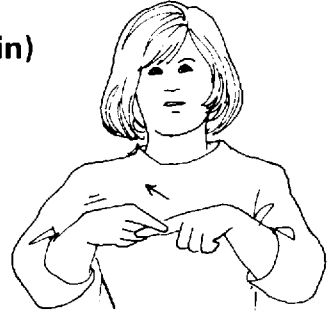
1 2-Hand SIGNS

**cannot, can't,
unable**




Handshape: 1 : 1
Orientation: palms down, index fingers perpendicular, right hand above left hand
Location: neutral space
Movement: bring right index finger down, hitting left index finger
Nonmanual signal: head shakes "no"

cut (skin)




Handshape: 1 : 1
Orientation: right palm in; left palm down
Location: neutral space
Movement: slide right index finger across left index finger

**correct,
accurate,
decent,
exact,
proper,
right**



Handshape: 1 : 1
Orientation: right palm left, right hand above left hand; left palm right
Location: neutral space
Movement: bring right hand down, landing on left hand

**consistent,
faithful,
regular**



Handshape: 1 : 1
Orientation: right palm left, right hand on left hand; left palm right
Location: neutral space
Movement: bring hands down in an exaggerated motion
Nonmanual signal: lips pursed

first




Handshape: 1 : Open A
Orientation: right palm left, index finger forward; left palm right
Location: neutral space
Movement: swing right index finger around to hit left thumb

**begin,
commence,
initiate,
originate,
start**



Handshape: 1 : Open B
Orientation: right palm down, index finger between left index and middle fingers; left palm right
Location: neutral space
Movement: twist right index finger forward




**escape, flee,
get away,
runaway**

Handshape: 1 : Open B
Orientation: right palm out, index finger
 between left index and middle fingers; left
 palm down
Location: neutral space
Movement: sharply slide right index finger
 out of left hand
Nonmanual signal: "poo" mouth utterance



**appear, pop up,
show up**

Handshape: 1 : Open B
Orientation: right palm out, right hand below
 left hand; left palm down
Location: neutral space
Movement: lift right index finger up between
 left index and middle fingers
Nonmanual signal: body and head thrust back;
 "surprised" expression



disappear

Handshape: 1 : Open B
Orientation: right palm out, index finger
 between left index and middle fingers;
 left palm down
Location: neutral space
Movement: slide right index finger down
 and away from left hand
Nonmanual signal: "surprised" expression






kill, murder




Handshape: 1 : Open B
Orientation: palms down, right hand closer to body
Location: neutral space
Movement: pass right hand under left hand, sharply brushing against left palm while moving forward
Nonmanual signal: "angry" expression

notice, observe, recognize




Handshape: 1 : Open B
Orientation: right palm in; left palm up
Location: right index finger on right eye; left hand in neutral space
Movement: move right hand down, ending with right index finger on left palm
Nonmanual signal: lips pursed; body and head lean back

show, demonstrate, display, exhibit (v.), illustrate, indicate, represent, signify (SM); demonstration, exhibit (n.), example (DM)



Handshape: 1 : Open B
Orientation: right palm in, index finger on left palm; left palm out
Location: neutral space
Movement: push both hands forward


2-Hand SIGNS 1

**this**

Handshape: 1 : Open B
Orientation: right palm down, right hand above left hand; left palm up
Location: neutral space
Movement: move right index finger down to stab center of left palm

owe, afford, debt, due


Handshape: 1 : Open B
Orientation: right palm down, right hand above left hand; left palm up
Location: neutral space
Movement: move right index finger down and sharply poke left palm twice
Nonmanual signal: lips pursed

pay


Handshape: 1 : Open B
Orientation: right palm down; left palm up
Location: neutral space
Movement: brush right index finger down and off left palm

check (SM); inspect, examine, investigate, research (DM)

Handshape: 1 : Open B
Orientation: right palm down; left palm up
Location: in front of shoulders
Movement: slide right index finger off left fingertips
Nonmanual signal: shoulders rounded; head lowered: "inquiring" expression

coin, change

Handshape: 1 : Open B
Orientation: right palm down; left palm up
Location: neutral space
Movement: draw a small circle on left palm with right index finger

week (SM); weekly (DM)

Handshape: 1 : Open B
Orientation: right palm down; left palm up
Location: neutral space
Movement: place right hand on heel of left palm, then slide right hand down to left fingertips



1 2-Hand SIGNS

discuss

Handshape: 1 : Open B
Orientation: right palm in, index finger above left palm; left palm up
Location: neutral space
Movement: bring right index finger down and tap left palm twice

debate


Handshape: 1 : Open B
Orientation: right palm in, index finger above left palm; left palm up
Location: neutral space
Movement: bring right index finger down and tap left palm, then reverse handshapes and repeat or run down hand

**last week,
one week ago**


Handshape: 1 : Open B
Orientation: right palm down, hand on heel of left palm; left palm up
Location: neutral space
Movement: slide right hand off left fingertips, then arc hand back toward right shoulder
Nonmanual signal: head and right shoulder tilt toward each other; "cz" mouth utterance

next week

Handshape: 1 : Open B
Orientation: right palm down, hand on heel of left palm; left palm up
Location: neutral space
Movement: slide right hand off left fingertips, then arc hand forward


**cancel,
correct,
criticize,
find fault**

Handshape: 1 : Open B
Orientation: right palm down, index finger above left palm; left palm up
Location: neutral space
Movement: draw a large X on left palm with right index finger



what

Handshape: 1 : Open B
Orientation: right palm in; left palm right
Location: neutral space
Movement: slide right index finger down
 left palm
Nonmanual signal: body leans forward;
 head tilts right; eyebrows knit



once (SM); sometimes (DM)

Handshape: 1 : Open B
Orientation: right palm in, index finger
 on left palm; left palm right
Location: neutral space
Movement: brush right index finger up
 and off left palm



occasionally, once in a while

Handshape: 1 : Open B
Orientation: right palm in, index finger
 on left palm; left palm right
Location: neutral space
Movement: brush right index finger up
 and off left palm twice in a slow,
 elliptical motion





tall, height



Handshape: 1 : Open B

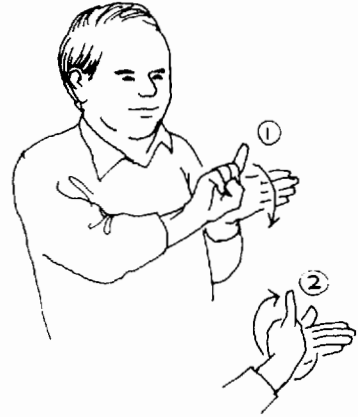
Orientation: right palm out, right hand below left hand; left palm right

Location: neutral space

Movement: slide right index finger up and off left palm

Nonmanual signal: eyes gaze upward

hour



Handshape: 1 : Open B

Orientation: right palm out, edge of hand against left palm; left palm right

Location: neutral space

Movement: rotate right index finger around left palm, ending with palm in

half hour



Handshape: 1 : Open B

Orientation: right palm out, edge of hand against left palm; left palm right


Location: neutral space

Movement: bend right wrist down, ending with index finger down



minute, moment

Handshape: 1 : Open B
Orientation: right palm out, edge of hand against left palm; left palm right
Location: neutral space
Movement: bend right index finger forward slightly
Nonmanual signal: right shoulder lifts up; head tilts right, "cz" mouth utterance




alarm

Handshape: 1 : Open B
Orientation: right palm angled out; left palm right
Location: neutral space
Movement: sharply smack right hand against left palm several times
Nonmanual signal: "alarmed" expression



deep, depth, detail

Handshape: 1 : Open B
Orientation: right palm down, edge of index finger on left palm; left palm right
Location: neutral space
Movement: slide right index finger across left palm and down




minus, negative

Handshape: 1 : Open B
Orientation: right palm down, hand in front of left palm; left palm out
Location: neutral space
Movement: sharply smack right index finger against left palm



day (passive)

Handshape: 1 : passive
Orientation: right palm in, index finger up, elbow on left fingertips; left palm down, arm across body
Location: neutral space
Movement: bring right arm down onto left arm





1 2-Hand SIGNS

length, long (passive)




Handshape: 1 : passive
Orientation: palms down, right index finger on back of left wrist, left arm extended forward
Location: neutral space
Movement: slide right index finger along left forearm toward elbow

pail, bucket (passive)



Handshape: 1 : passive
Orientation: right palm left, index finger touching underside of left wrist; left palm in
Location: neutral space
Movement: arc right index finger along left arm, ending at left elbow

Episcopal (passive)



Handshape: 1 : passive
Orientation: right palm left, index finger on left wrist; left palm down, arm across body
Location: neutral space
Movement: arc right index finger out and around to left elbow

swallow

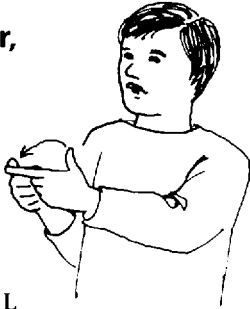


Handshape: 1 : C
Orientation: right palm left; left palm in
Location: right index finger under chin; left hand in front of neck
Movement: slide right index fingertip down neck
Note: See page 125 for a variation of this sign.

2-Hand SIGNS 1



**then, either,
or**



Handshape: 1 : L
Orientation: right palm in, index finger on left thumb; left palm right
Location: neutral space
Movement: bounce right index finger from left thumb to left index finger

**about,
concerning**



Handshape: 1 : Flattened O
Orientation: right palm in; left palm right
Location: neutral space
Movement: circle right index finger around left fingertips

tomato



Handshape: 1 : S
Orientation: right palm in, index finger up; left palm down
Location: right index finger in front of lips; left hand in neutral space
Movement: brush right index finger down lips, then turn palm out and brush down edge of left hand

**penalty, punish
(passive)**



Handshape: 1 : passive
Orientation: right palm down, index finger in front of left elbow; left palm down, arm across body
Location: neutral space
Movement: sharply brush right index finger down left elbow
Nonmanual signal: lips tight



1 2-Hand SIGNS

**might, power
(passive)**



Handshape: 1 : passive
Orientation: right palm down; left palm in
Location: right index fingertip on left shoulder; left hand in neutral space
Movement: arc right index finger down to crook of left arm
Nonmanual signal: lips pursed

**second,
secondly**




Handshape: 1 : V
Orientation: right palm out, index finger above left middle finger; left palm angled right
Location: neutral space
Movement: tap right index finger on left middle finger

**preparatory
(year)**



Handshape: 1 : 5
Orientation: right palm left, index finger near left pinky; left palm in
Location: neutral space
Movement: tap left pinky twice with right index finger

freshman




Handshape: 1 : 5
Orientation: right palm left, index finger near left ring finger; left palm right
Location: neutral space
Movement: tap right index finger on left ring finger twice

sophomore



Handshape: 1 : 5
Orientation: right palm left, index finger near left middle finger; left palm angled up
Location: neutral space
Movement: tap right index finger on left middle finger twice


junior



Handshape: 1 : 5
Orientation: right palm left; left palm right
Location: neutral space
Movement: tap right index finger on left index finger twice



among, amid



Handshape: 1 : 5
Orientation: right palm down, index finger above left index finger; left palm right
Location: neutral space
Movement: weave right index finger between left fingers, ending at left pinky

review



Handshape: 1 : 5
Orientation: right palm in, index finger on left pinky; left palm right
Location: neutral space
Movement: arc right index finger backward across left fingertips, ending at left thumb

insult



Handshape: 1 : 5
Orientation: right palm left; left palm right
Location: right hand in front of right shoulder; left hand in front of left shoulder
Movement: propel right index finger through left index and middle fingers
Nonmanual signal: tongue protrudes

skip class, absent, cut class



Handshape: 1 : Open 8
Orientation: right palm down, index finger above left middle finger; left palm down
Location: neutral space
Movement: brush right index finger sharply past left middle finger
Nonmanual signal: lips pursed
Note: See page 364 for a variation of this sign.



1 2-Hand SIGNS

complex, complicated


Handshape: 1 > X : 1 > X
Orientation: palms facing, right hand behind left hand
Location: neutral space
Movement: move hands toward opposite shoulders while bending index fingers several times
Nonmanual signal: "serious" expression

**ugly, homely**

Handshape: 1 > X : 1 > X
Orientation: right palm left; left palm right, wrists crossed
Location: under nose
Movement: move hands apart while bending index fingers to X handshape
Nonmanual signal: "revolted" grimace
Note: See page 127 for a one-hand variation of this sign.

**test, exam, quiz**

Handshape: 1 > X : 1 > X
Orientation: palms out
Location: neutral space
Movement: move hands down, changing both index fingers to X handshape

pry, meddle, nosy

Handshape: 1 > X : C
Orientation: right palm in; left palm angled in
Location: right index fingertip on nose; left hand in neutral space
Movement: bring right index finger down to left palm, changing to X handshape

2-Hand SIGNS 3

**walk**

Handshape: 3 : 3
Orientation: palms down
Location: neutral space
Movement: swing hands alternately forward and back

awkward, clumsy

Handshape: 3 : 3
Orientation: palms down, right hand lower than left hand
Location: neutral space
Movement: move hands alternately up and down
Nonmanual signal: body shifts awkwardly; bite tongue

garage

Handshape: 3 : Open B
Orientation: right palm left, hand close to body; left palm down, fingers angled right
Location: neutral space
Movement: move right hand under left hand

park (vehicle)

Handshape: 3 : Open B
Orientation: right palm left, hand above left hand; left palm up
Location: neutral space
Movement: bring right hand down, landing on left palm

ship

Handshape: 3 : Open B
Orientation: right palm left, hand on left palm; left palm up
Location: neutral space
Movement: gently bounce hands forward

cheat

Handshape: 3 : Open B
Orientation: right palm in; left palm down, hands parallel
Location: neutral space
Movement: move right hand left, catching left fingers between right index and middle fingers twice



3 2-Hand SIGNS

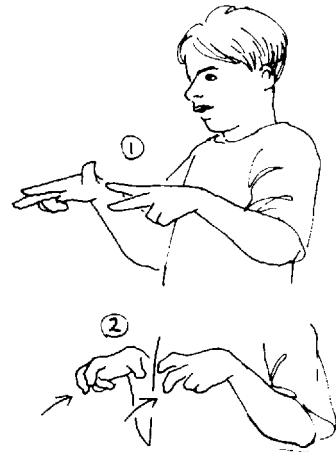
accident (car), collide, collision

Handshape: 3 > Open A : 3 > Open A
Orientation: palms in, fingertips pointing toward each other
Location: neutral space
Movement: move hands toward each other, closing hands, until they collide
Nonmanual signal: lips tight



greedy, selfish, stingy

Handshape: 3 > Bent 3 : 3 > Bent 3
Orientation: palms down, hands parallel
Location: neutral space
Movement: pull hands back in a sharp, quick motion while bending index and middle fingers
Nonmanual signal: "angry" expression



mischievous, devilish


Handshape: 3 > Bent 3 : 3 > Bent 3
Orientation: palms out
Location: near temples
Movement: circle hands toward head, brushing thumbs down temples and bending index and middle fingers
Nonmanual signal: "mischievous" expression






devil, demon, Satan

Handshape: 3 > Bent 3 : 3 > Bent 3
Orientation: palms out
Location: thumbs on temples
Movement: bend index and middle fingers down twice
Nonmanual signal: "mischievous" expression
Note: See page 134 for a one-hand variation of this sign.



ticket



Handshape: Bent 3 : Open B
Orientation: right palm in; left palm up, hands parallel
Location: neutral space
Movement: move right hand left, sandwiching edge of left hand between right index and middle fingers

champion



Handshape: Bent 3 : 1
Orientation: right palm down, hand above left index finger; left palm right
Location: neutral space
Movement: bounce right palm off left index finger
Nonmanual signal: shoulders thrust back; erect posture

war, battle



Handshape: 4 : 4
Orientation: palms down, fingertips facing
Location: neutral space
Movement: move hands left and right in unison

curtains, drapes



Handshape: 4 : 4
Orientation: palms out
Location: neutral space
Movement: move hands down and slightly apart




4 2-Hand SIGNS

Chanukah, Hanukkah



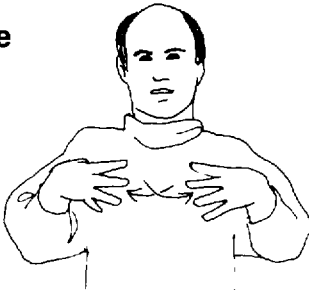
Handshape: 4 : 4
Orientation: palms out, index fingers touching
Location: neutral space
Movement: arc hands down and out to sides

assembly line, mass production



Handshape: 4 : 4
Orientation: right palm down, hand above left hand; left palm up
Location: neutral space
Movement: slide hands to the left in short quick motions
Nonmanual signal: "mm" mouth utterance

net, sieve



Handshape: 4 : 4
Orientation: palms in, back of right fingers against left fingers
Location: neutral space
Movement: hands slowly arc down and out to opposite sides

line, form a line, line up



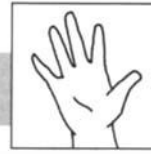
Handshape: 4 : 4
Orientation: right palm left, pinky almost touching left index finger; left palm right
Location: neutral space
Movement: move right hand back toward right shoulder

jail, cage, prison



Handshape: 4 : 4
Orientation: palms in, fingers angled toward each other, right hand closer to body
Location: neutral space
Movement: smack back of right hand into left palm

2-Hand SIGNS 5



well! so!

Handshape: 5 : 5
Orientation: palms in
Location: neutral space
Movement: arc hands down, ending with palms up
Nonmanual signal: body jerks forward; head tilts back; eyes widen



what?

Handshape: 5 : 5
Orientation: palms up
Location: neutral space
Movement: shake hands back and forth toward center
Nonmanual signal: body leans forward; head tilts right; eyebrows knit



**catch
(catcher)**

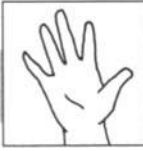
Handshape: 5 : 5
Orientation: palms up,
 right hand in front of left hand
Location: neutral space
Movement: bring hands together while moving in toward body
Nonmanual signal: lips tight; "strained" expression



chat

Handshape: 5 : 5
Orientation: right palm angled left; left palm angled right
Location: neutral space
Movement: shake hands down at an angle twice
Nonmanual signal: lips pursed; body and head lean back





5 2-Hand SIGNS

**abandon,
desert (v.),
forsake,
leave,
leftover**



Handshape: 5 : 5
Orientation: palms facing, fingers up
Location: neutral space
Movement: bend wrists down, ending with fingers pointing forward

**wind, breeze,
storm**




Handshape: 5 : 5
Orientation: palms facing
Location: neutral space
Movement: sway hands side to side
Nonmanual signal: mouth blows out air

**party (v.),
good time**



Handshape: 5 : 5
Orientation: palms facing, right hand higher than left hand
Location: neutral space
Movement: shake hands exaggeratedly out to opposite sides twice
Nonmanual signal: body sways; smile

**piano,
play piano**



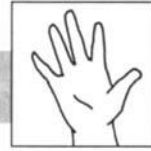
Handshape: 5 : 5
Orientation: palms down
Location: neutral space
Movement: wiggle fingers as hands move side to side in unison

**excellent, fantastic, grand,
marvelous, splendid,
wonderful**



Handshape: 5 : 5
Orientation: palms out
Location: above shoulders
Movement: double bounce hands forward
Nonmanual signal: smile

2-Hand SIGNS 5



**friendly,
amiable,
cheerful,
pleasant**



Handshape: 5 : 5
Orientation: palms in
Location: in front of cheeks
Movement: wiggle fingers as hands move back toward ears
Nonmanual signal: smile

**cool, air,
fresh**



Handshape: 5 : 5
Orientation: palms in
Location: in front of shoulders
Movement: bend wrists slightly to fan face twice
Nonmanual signal: mouth blows out air; body and head lean back

**sad,
dejected,
frown**



Handshape: 5 : 5
Orientation: palms in, right hand higher than left hand
Location: in front of face
Movement: bring hands down in a sharp, slight motion
Nonmanual signal: "sad" expression; head lowered

**embarrass,
blush, flush**



Handshape: 5 : 5
Orientation: palms facing, fingers up
Location: in front of cheeks
Movement: move hands up cheeks slowly
Nonmanual signal: head and eyes lowered; "embarrassed" expression

**traffic,
bumper-to-
bumper,
gridlock**



Handshape: 5 : 5
Orientation: palms down, fingertips forward, right hand closer to body
Location: neutral space
Movement: double bounce hands forward with exaggerated motion
Nonmanual signal: "weary" expression


**parade,
march,
procession**




Handshape: 5 : 5
Orientation: palms in, fingers pointing down, right hand in back of left hand
Location: neutral space
Movement: move hands forward in a marching motion



5 2-Hand SIGNS

snow

Handshape: 5 : 5
Orientation: palms down
Location: above shoulders
Movement: wiggle fingers as hands slowly move down

**fire, arson,
burn**

Handshape: 5 : 5
Orientation: palms toward body, fingers up
Location: neutral space
Movement: wiggle fingers as hands move up
Nonmanual signal: shoulders raised

wait

Handshape: 5 : 5
Orientation: palms angled up, right hand closer to body
Location: neutral space
Movement: wiggle fingers

**nervous,
anxious**

Handshape: 5 : 5
Orientation: palms down
Location: neutral space
Movement: shake hands while moving them down
Nonmanual signal: "nervous" expression

**fear, afraid, dread,
frightened, scared, terror**

Handshape: 5 : 5
Orientation: palms in, fingertips facing
Location: in front of chest
Movement: move hands toward each other twice
Nonmanual signal: shoulders rounded; "frightened" expression

2-Hand SIGNS 5



**finish, already, done,
end, over, then**



Handshape: 5 : 5

Orientation: palms in

Location: neutral space

Movement: flip wrists out to sides, ending with palms out

flirt



Handshape: 5 : 5

Orientation: palms angled out

Location: in front of face

Movement: flutter fingers

Nonmanual signal: head tilts; "coy" expression

**merge,
mainstream**



Handshape: 5 : 5

Orientation: palms angled in

Location: neutral space

Movement: move hands toward each other, then forward, ending with right hand on top of left hand and fingers forward

America




Handshape: 5 : 5

Orientation: palms angled in, fingers meshed

Location: neutral space

Movement: circle hands clockwise

wrestling




Handshape: 5 : 5

Orientation: palms facing, fingers meshed

Location: neutral space

Movement: bend wrists down slightly twice



5 2-Hand SIGNS

football

Handshape: 5 : 5
Orientation: palms in
Location: neutral space
Movement: move hands toward each other, interlocking fingers twice

pregnant, conceive


Handshape: 5 : 5
Orientation: palms facing, fingers forward
Location: in front of abdomen
Movement: bring hands together, ending with fingers interlocking

Germany, German

Handshape: 5 : 5
Orientation: palms in, right hand at base of left thumb
Location: neutral space
Movement: wiggle fingers
Note: See page 122 for the preferred sign.

moose

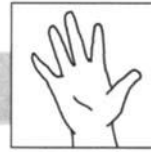
Handshape: 5 : 5
Orientation: palms out
Location: thumbs on temples
Movement: move hands out and up

deer, antlers, elk

Handshape: 5 : 5
Orientation: palms out
Location: thumbs near temples
Movement: tap thumbs on temples twice

father (honorific)

Handshape: 5 : 5
Orientation: right palm left; left palm right
Location: right thumb at temple; left hand in neutral space
Movement: arc hands up to the right



**mother
(honorific)**



Handshape: 5 : 5
Orientation: right palm left; left palm right
Location: right thumb on chin; left hand in neutral space
Movement: arc hands up to the right

**vomit, detest,
loathe**





Handshape: 5 : 5
Orientation: right palm left; left palm right
Location: right thumb on lip; left hand below right hand
Movement: sharply thrust hands out and down to the right
Nonmanual signal: tongue sticks out; head tilts away from offender

**dress (v.), wear (SM);
clothes, dress (n.),
garment, gown (DM)**



Handshape: 5 : 5
Orientation: palms in
Location: thumbs on chest
Movement: brush thumbs down chest

**retired, idle**

Handshape: 5 : 5

Orientation: palms facing, fingertips up

Location: in front of shoulders

Movement: rest thumbs on shoulders while wiggling fingers

Nonmanual signal: body leans back; lips pursed

retired, idle (SM); holiday, leisure, retirement, vacation (DM)

Handshape: 5 : 5

Orientation: palms facing, fingers up

Location: in front of shoulders

Movement: bring hands back so thumbs hit chest

Nonmanual signal: smile


Russia, Russian

Handshape: 5 : 5

Orientation: palms down

Location: thumbs at sides of waist

Movement: tap thumbs on waist twice

flatter, manipulate

Handshape: 5 : 5

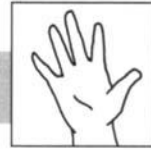

Orientation: palms out, thumbs touching

Location: neutral space

Movement: bend wrists alternately down and up

Nonmanual signal: head tilts; "devious" expression

2-Hand SIGNS 5

**traffic**


Handshape: 5 : 5
Orientation: palms facing, fingertips up
Location: neutral space
Movement: brush fingers against each other as hands move alternately forward and back

crowded

Handshape: 5 : 5
Orientation: palms facing and touching, fingers up
Location: in front of face
Movement: press hands together and rub palms back and forth
Nonmanual signal: shoulders raised; "disgusted" expression

gray, grey

Handshape: 5 : 5
Orientation: palms in, right hand closer to body
Location: neutral space
Movement: pass fingers through each other as hands alternately move forward and back

senior


Handshape: 5 : 5
Orientation: right palm down, hand above left thumb; left palm right
Location: neutral space
Movement: bounce right palm on left thumb twice

blood

Handshape: 5 : 5
Orientation: palms in, right hand above left hand
Location: right index finger on lips; left hand in neutral space
Movement: wiggle right fingers while moving right hand down back of left fingers

film, motion picture, movie

Handshape: 5 : 5
Orientation: right palm out, heel on heel of left hand; left palm in
Location: neutral space
Movement: slide right hand back and forth on left palm several times



5 2-Hand SIGNS

**blurry,
obscure,
unclear,
vague**



Handshape: 5 : 5

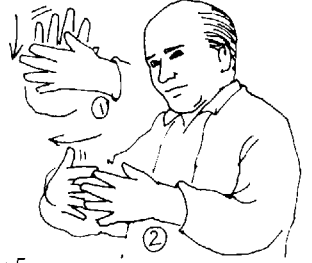
Orientation: right palm out, palm on left palm; left palm in

Location: in front of face

Movement: rub right palm back and forth on left palm

Nonmanual signal: shoulders raised; tongue protruding

schedule



Handshape: 5 : 5

Orientation: right palm out, hand above left palm; left palm in

Location: neutral space

Movement: brush right fingertips down left palm, then flip right hand over and brush across left fingers

study



Handshape: 5 : Open B


Orientation: right palm down, hand above left hand; left palm up

Location: neutral space

Movement: wiggle right fingers

Nonmanual signal: lips taut; "earnest" expression

glory, glorious



Handshape: 5 : Open B

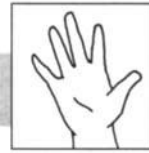
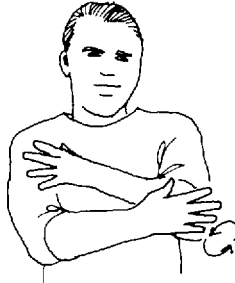
Orientation: right palm down, fingertips on left palm; left palm up

Location: neutral space

Movement: wiggle right fingers as hand moves up

Nonmanual signal: smile

2-Hand SIGNS 5


**country
(passive)**



Handshape: 5 : passive
Orientation: palms in, right hand in front of left elbow, left arm across body
Location: neutral space
Movement: rub right palm counterclockwise on left elbow

**tree (SM);
forest
(passive) (DM)**


Handshape: 5 : passive
Orientation: right palm left, elbow on back of left hand; left palm down
Location: neutral space
Movement: shake right hand back and forth

**enough, adequate, abundant,
ample, plenty, sufficient**


Handshape: 5 : S
Orientation: right palm down, hand on top of left hand; left palm right
Location: neutral space
Movement: slide right palm forward and off left hand
Nonmanual signal: lips pursed; cheeks puffed

pressure, oppress, stress


Handshape: 5 : S
Orientation: right palm down, on top of left hand; left palm right
Location: neutral space
Movement: press right hand down on left hand twice
Nonmanual signal: body leans forward; head lowers; "stressed" expression
Note: See page 198 for the verb form.



5 2-Hand SIGNS

**mainstream
(negative
meaning)**


Handshape: 5 : 1

Orientation: palms down, fingertips facing

Location: neutral space

Movement: bring hands together, then forward, ending with right hand covering left index finger

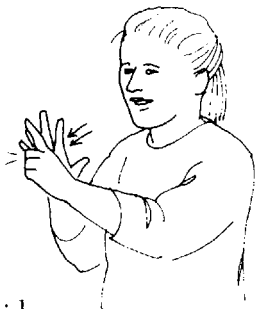
helicopter


Handshape: 5 : 3

Orientation: right palm down, hand on left thumb; left palm right

Location: neutral space

Movement: shake right hand slightly as hands move forward

**popular,
flock to**


Handshape: 5 : 1

Orientation: right palm out; left palm right, index finger up

Location: neutral space

Movement: hit right palm against left index finger twice

candle


Handshape: 5 : 1

Orientation: right palm out; left palm right, index finger on heel of right hand

Location: neutral space

Movement: flicker right fingers

**dissolve, decay,
fade, melt, rot**


Handshape: 5 > A : 5 > A

Orientation: palms in

Location: neutral space

Movement: brush thumbs across fingertips as hands separate, ending with hands closed

Nonmanual signal: lips pursed



**pants, jeans, slacks,
trousers**



Handshape: 5 > Bent B : 5 > Bent B
Orientation: palms in, fingertips down
Location: in front of thighs
Movement: bend fingers as hands brush
 up thighs twice

**belong, annex,
attach, enlist,
enroll, join, unite**




Handshape: 5 > F : 5 > F
Orientation: right palm out, hand closer to body;
 left palm in
Location: neutral space
Movement: bring hands together, linking thumbs
 and index fingers

**damp, humid,
moist, wet**



Handshape: 5 > Flattened O : 5 > Flattened O
Orientation: palms in
Location: neutral space
Movement: move hands down, closing
 thumb to fingers, twice
Nonmanual signal: "disgusted" expression


**total, add up,
altogether,
sum**



Handshape: 5 > Flattened O : 5 > Flattened O
Orientation: right palm angled down,
 above left hand; left palm angled up
Location: neutral space
Movement: bring hands together in an
 exaggerated motion, closing thumbs to
 fingers as fingertips touch




5 2-Hand SIGNS

football (ball)


Handshape: 5 > Flattened O : 5 > Flattened O
Orientation: palms facing, fingertips touching
Location: neutral space
Movement: separate hands and close thumbs to fingers

meeting, conference, gathering

Handshape: 5 > Flattened O : 5 > Flattened O
Orientation: palms angled out
Location: neutral space
Movement: bring hands together twice, closing thumbs to fingers as fingertips touch

wedding

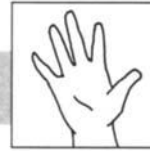
Handshape: 5 > Flattened O : 5 > Flattened O
Orientation: palms down
Location: neutral space
Movement: twist hands up and clasp hands

story, tell a story

Handshape: 5 > Flattened O : 5 > Flattened O
Orientation: palms facing
Location: neutral space
Movement: circle hands twice in toward center, closing thumbs to fingers as fingertips brush past each other

accept

Handshape: 5 > Flattened O : 5 > Flattened O
Orientation: palms down
Location: neutral space
Movement: move hands in to chest, closing thumbs to fingers
Nonmanual signal: lips pursed; "contented" expression



fascinate

Handshape: 5 > S : 5 > S

Orientation: right palm left; left palm right


Location: right index finger on nose; left hand in neutral space

Movement: move hands down and close hands, ending with right hand on top of left hand

Nonmanual signal: body leans forward; eyes widen; tongue protruding



adopt, assume, host, take up



Handshape: 5 > S : 5 > S

Orientation: palms down

Location: neutral space

Movement: bend wrists up and close hands

acquire, get, obtain, procure, receive



Handshape: 5 > S : 5 > S

Orientation: right palm left, hand above left hand; left palm right

Location: neutral space

Movement: pull hands in, closing hands and ending with right hand on top of left hand

arrest, capture, grab, seize

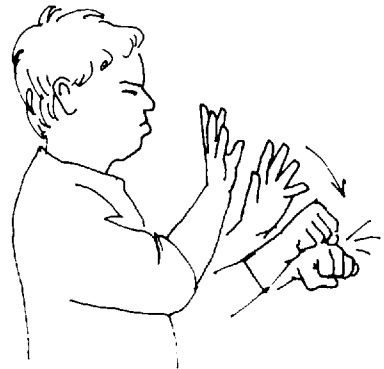
Handshape: 5 > S : 5 > S

Orientation: palms out, right hand above left hand

Location: neutral space

Movement: slowly move hands down as hands close, ending with right hand on top of left hand

Nonmanual signal: "stern" expression






5 2-Hand SIGNS


**healthy, brave, bravery,
courage, well**

Handshape: 5 > S : 5 > S
Orientation: palms in
Location: shoulders
Movement: bring hands forward slowly, closing hands
Nonmanual signal: shoulders thrust back; posture erect; lips pursed



freeze, frost, frozen, ice

Handshape: 5 > Bent 5 : 5 > Bent 5
Orientation: palms down, fingers forward
Location: neutral space
Movement: pull hands back sharply while bending fingers
Nonmanual signal: body stiffens



**pretend,
deceive,
fool**

Handshape: 5 > A : 1
Orientation: palms out
Location: right index finger on tip of nose; left hand in neutral space
Movement: move right hand down, changing to A handshape before knuckles hit left index finger
Nonmanual signal: lips pursed



**learn
(student,
pupil)**

Handshape: 5 > Flattened O : Open B
Orientation: right palm down, fingertips on left palm; left palm up
Location: neutral space
Movement: pull right hand up to head while closing thumb to fingers
Nonmanual signal: lips taut; "earnest" expression





**disappear, absent, gone,
vanish**

Handshape: 5 > Flattened O : C
Orientation: palms in, right wrist inside left palm
Location: neutral space
Movement: slide right hand down and below left palm, closing thumb to fingers
Nonmanual signal: "surprised" expression



**include, everything,
incorporate, involve, whole**

Handshape: 5 > Flattened O : C
Orientation: right palm angled out, fingertips up, hand above left hand; left palm in
Location: neutral space
Movement: circle right hand clockwise, closing thumb to fingers as fingers tuck into left hand
Nonmanual signal: body jerks forward slightly



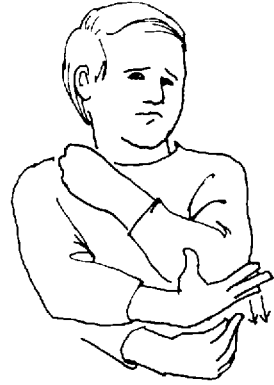
**additionally, amendment,
furthermore, in addition to**

Handshape: 5 > Flattened O : Flattened O
Orientation: right palm down, hand below left hand; left palm right
Location: neutral space
Movement: swing right hand up, closing thumb to fingers as fingertips meet



**poor**

Handshape: 5 > Flattened O : passive
Orientation: right palm up, hand below left elbow; left palm in
Location: right hand at left elbow; left hand in neutral space
Movement: brush right fingers down and off left elbow twice, closing thumb to fingers
Nonmanual signal: shoulders rounded; head lowered; "pained" expression

**ball, sphere**

Handshape: Bent 5 : Bent 5
Orientation: palms facing
Location: neutral space
Movement: move hands together until fingertips bounce off each other

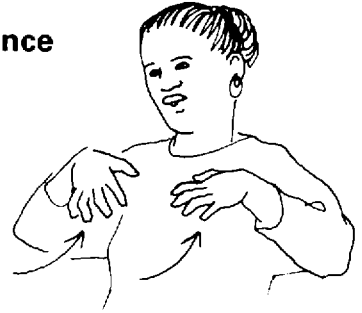
**much, a lot**

Handshape: Bent 5 : Bent 5
Orientation: palms facing, fingertips touching
Location: neutral space
Movement: separate hands in an exaggerated motion
Nonmanual signal: body and head jerk slightly



2-Hand SIGNS  BENT 5**rain**


Handshape: Bent 5 : Bent 5
Orientation: palms down
Location: above shoulders
Movement: double bounce hands down

audience

Handshape: Bent 5 : Bent 5
Orientation: palms down
Location: neutral space
Movement: move hands back and up toward body

**radio,
audiology
(audiologist)**

Handshape: Bent 5 : Bent 5
Orientation: right palm left; left palm right
Location: ears
Movement: twist wrists forward and back twice
Note: See page 143 for a one-hand variation of this sign.

don't want

Handshape: Bent 5 : Bent 5
Orientation: palms up
Location: neutral space
Movement: sharply flip hands over, ending with palms down
Nonmanual signal: head shakes "no"

roommate

Handshape: Bent 5 : Bent 5
Orientation: palms in, fingers facing
Location: neutral space
Movement: bring hands together and interlock fingers twice


**want,
desire**

Handshape: Bent 5 : Bent 5
Orientation: palms up
Location: neutral space
Movement: move arms back and forth slightly
Nonmanual signal: "desirous" expression

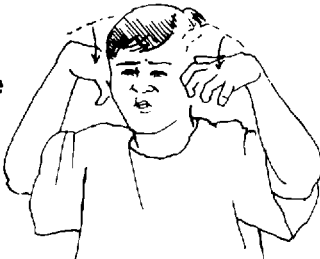

BENT 5 2-Hand SIGNS

spider

Handshape: Bent 5 : Bent 5
Orientation: palms down, right hand on left hand
Location: neutral space
Movement: wiggle fingers while moving hands slowly forward
Nonmanual signal: shoulders rounded; head lowered


shock, at a loss, dumbfounded


Handshape: Bent 5 : Bent 5
Orientation: palms out
Location: right hand on right temple; left hand at left shoulder
Movement: move hands out and down slowly, ending with palms down
Nonmanual signal: mouth open; "shocked" expression


sweat, perspire


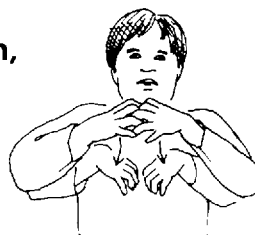
Handshape: Bent 5 : Bent 5
Orientation: palms out, fingers up
Location: knuckles on forehead
Movement: bend wrists down and off forehead, ending with palms down
Nonmanual signal: "uncomfortable" expression

fat, obese

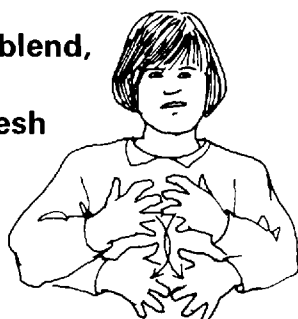

Handshape: Bent 5 : Bent 5
Orientation: right palm left; left palm right
Location: cheeks
Movement: move hands out to side with exaggerated motion
Nonmanual signal: cheeks puffed; "cha" mouth utterance

2-Hand SIGNS  BENT 5**salad**

Handshape: Bent 5 : Bent 5
Orientation: palms up, fingers angled toward each other
Location: neutral space
Movement: move hands up and toward each other twice

**breakdown,
cave in,
collapse**

Handshape: Bent 5 : Bent 5
Orientation: palms down, fingertips interlocked
Location: neutral space
Movement: collapse wrists down, ending with fingers down
Nonmanual signal: head lowered; "sad" expression

**combine, blend,
integrate,
merge, mesh**

Handshape: Bent 5 : Bent 5
Orientation: palms in, fingers angled up
Location: neutral space
Movement: bend wrists toward each other and down, ending with fingers meshed

fit, match


Handshape: Bent 5 : Bent 5
Orientation: palms in, left hand closer to body, fingers toward each other
Location: neutral space
Movement: bring hands together and interlock fingers

**factory, engine,
machine, motor**

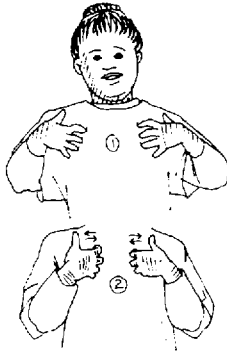
Handshape: Bent 5 : Bent 5
Orientation: palms in, fingertips interlocked
Location: neutral space
Movement: bend wrists down and up twice
Nonmanual signal: pursed lips


BENT 5 2-Hand SIGNS
bear, grizzly


Handshape: Bent 5 : Bent 5
Orientation: palms in, arms crossed
Location: body
Movement: brush fingertips down chest twice

monkey


Handshape: Bent 5 : Bent 5
Orientation: palms in
Location: armpits
Movement: brush fingertips lightly up and off body twice

animal


Handshape: Bent 5 : Bent 5
Orientation: palms in
Location: fingertips on chest
Movement: bend fingers several times

laugh (hysterically)


Handshape: Bent 5 : Bent 5
Orientation: right palm down, hand above left palm; left palm up
Location: neutral space
Movement: move hands alternately forward and back several times
Nonmanual signal: laugh; body jerks

type, typewriter



Handshape: Bent 5 : Bent 5
Orientation: palms down
Location: neutral space
Movement: wiggle fingers while moving hands alternately up and down

storm, clouds


Handshape: Bent 5 : Bent 5
Orientation: right palm down, hand above left palm; left palm up
Location: in front of head
Movement: spiral hands to the right


2-Hand SIGNS  BENT 5

**mix, complicated,
confused, mingle,
puzzled, scramble**



Handshape: Bent 5 : Bent 5
Orientation: right palm down, hand above left palm;
 left palm up
Location: neutral space
Movement: circle hands around each other
Nonmanual signal: "confused" expression

**washing machine,
wash (clothes)**



Handshape: Bent 5 : Bent 5
Orientation: right palm down, hand
 above left palm; left palm up
Location: neutral space
Movement: twist hands in opposite
 directions

crude, rough, rude



Handshape: Bent 5 : Open B
Orientation: right palm down, fingertips on
 left palm; left palm up
Location: neutral space
Movement: slide right hand sharply down and
 off left fingertips
Nonmanual signal: "pained" expression


BENT 5 2-Hand SIGNS
boil, cook

Handshape: Bent 5 : Open B
Orientation: right palm up, hand below left hand;
 left palm down
Location: neutral space
Movement: wiggle right fingers while
 moving hand in small circles
Nonmanual signal: "mm" mouth utterance



cookie

Handshape: Bent 5 : Open B
Orientation: right palm down, fingertips on left palm;
 left palm up
Location: neutral space
Movement: bounce right hand up, twist to the right, and
 land on left palm, then repeat twisting hand to the left


weak, feeble, frail

Handshape: Bent 5 : Open B
Orientation: right palm down, fingertips on left palm;
 left palm up
Location: neutral space
Movement: slowly bend right fingers until knuckles
 touch left palm twice
Nonmanual signal: shoulders rounded; head
 lowered; "pained" expression



2-Hand SIGNS  BENT 5**grapes****Handshape:** Bent 5 : Open B**Orientation:** palms down, right fingertips on left wrist**Location:** neutral space**Movement:** bounce right fingertips down left hand to fingertips**beg, entreat, plea****Handshape:** Bent 5 : C**Orientation:** palms up, back of right hand in left palm**Location:** neutral space**Movement:** bend right fingers as hand slides down left palm twice**Nonmanual signal:** shoulders rounded; head lowered; "pained" expression**darn, drat****Handshape:** Bent 5 : O**Orientation:** right palm down, thumb down; left palm right**Location:** neutral space**Movement:** move right hand down sharply, inserting thumb inside left hand**Nonmanual signal:** body jerks; "angry" expression**popular****Handshape:** Bent 5 : 1**Orientation:** right palm out, hand closer to body; left palm right**Location:** neutral space**Movement:** smack right hand against left index finger twice



BENT 5 2-Hand SIGNS

soft



Handshape: Bent 5 > Flattened O : Bent 5 > Flattened O

Orientation: palms up

Location: neutral space

Movement: gently close hands while moving them down slightly twice

Nonmanual signal: lips pursed

**self-control,
suppress feelings**



Handshape: Bent 5 > S : Bent 5 > S

Orientation: palms up, right hand above left hand

Location: chest

Movement: move hands down in deliberate motion, closing hands

Nonmanual signal: shoulders rounded; head lowered; "pained" expression

Note: See page 145 for a one-hand variation of this sign.

**drawer,
open drawer**



Handshape: Bent 5 > S : Bent 5 > S

Orientation: palms up

Location: neutral space

Movement: pull hands back while closing hands

2-Hand SIGNS  BENT 5
**trust,
confidence**

Handshape: Bent 5 > S : Bent 5 > S
Orientation: palms up, right hand slightly above left hand
Location: neutral space
Movement: move hands slightly down and out while closing hands
Nonmanual signal: lips tight


cruel, mean

Handshape: Bent 5 > S : Bent 5 > S
Orientation: right palm left; left palm right
Location: right index finger on tip of nose; left hand in neutral space
Movement: bring right hand down and left hand up, closing hands, then brush hands past each other
Nonmanual signal: "angry" expression


**destroy, damage,
demolish,
devastate**

Handshape: Bent 5 > S : Bent 5 > S
Orientation: right palm down, right hand above left palm; left palm up
Location: neutral space
Movement: separate hands then bring back to center while closing hands, then sharply brush hands past each other
Nonmanual signal: body jerks; "angry" expression




BENT 5 2-Hand SIGNS

greedy, miser, selfish, stingy

Handshape: Bent 5 > A : Open B
Orientation: right palm down, fingertips on left palm;
 left palm up
Location: neutral space
Movement: close right hand sharply
Nonmanual signal: shoulders raised; “disgusted”
 expression


pear

Handshape: Bent 5 > Flattened O : Flattened O
Orientation: right palm left, fingers
 covering left fingers; left palm right
Location: neutral space
Movement: slide right fingers down and off left
 fingers twice


**remove, abolish, discard,
 subtract, take away**

Handshape: Bent 5 > S > 5 : Open B
Orientation: right palm down, hand above left palm;
 left hand up
Location: neutral space
Movement: brush back of right fingers down left
 palm and close hand, then throw hand down,
 opening fingers

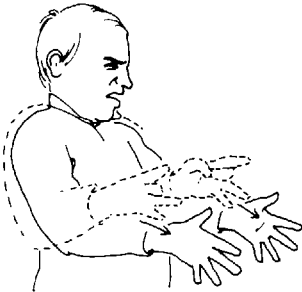


**win**

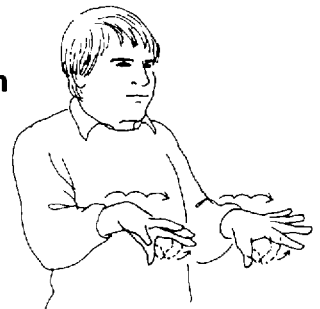
Handshape: Bent 5 > S : S
Orientation: right palm left, above and to the right of left hand; left palm right
Location: neutral space
Movement: swoop right hand to the left, closing hand and brushing across left hand
Nonmanual signal: smile

awful, disgusting, dreadful, horrible, terrible

Handshape: 8 > 5 : 8 > 5
Orientation: right palm left; left palm right
Location: temples
Movement: flick middle fingers out as hands move forward
Nonmanual signal: shoulders and head thrust back; "upset" expression

hate, despise, detest

Handshape: 8 > 5 : 8 > 5
Orientation: palms facing
Location: neutral space
Movement: sharply flick middle fingers out
Nonmanual signal: shoulders and head tilt away; "hateful" expression

Australia, Australian

Handshape: 8 > Open 8 : 8 > Open 8
Orientation: palms down, fingers forward
Location: neutral space
Movement: bounce hands forward and flick open middle fingers



8 2-Hand SIGNS

**melon,
pumpkin,
watermelon**



Handshape: 8 > Open 8 : S
Orientation: palms down, hands crossed,
 right thumb slightly above left hand
Location: neutral space
Movement: flick right middle finger open
 and thump back of left hand

computer



Handshape: Open 8 : Open 8
Orientation: palms out
Location: neutral space
Movement: circle hands toward each other

**contact
(a person)**



Handshape: Open 8 : Open 8
Orientation: palms facing
Location: neutral space
Movement: bring middle fingers together
 and tap twice

light (weight)



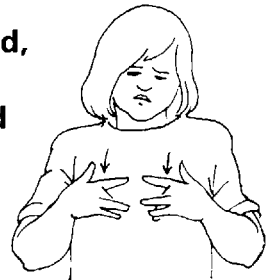
Handshape: Open 8 : Open 8
Orientation: palms down
Location: neutral space
Movement: slowly swing hands around,
 ending with palms up
Nonmanual signal: body and shoulders lift

**what's up,
affair, event,
what's new**



Handshape: Open 8 : Open 8
Orientation: palms in
Location: middle fingers on chest
Movement: flick wrists up and out off chest
Nonmanual signal: head tilts back; eyes
 widen; "mm" mouth utterance

**disappointed,
depressed,
discouraged**



Handshape: Open 8 : Open 8
Orientation: palms in
Location: middle fingers on chest
Movement: slide middle fingers down chest
Nonmanual signal: head lowered; "sad"
 expression

2-Hand SIGNS  OPEN 8**sick, ill**

Handshape: Open 8 : Open 8
Orientation: palms in
Location: right hand in front of head;
 left hand in front of stomach
Movement: bring hands in sharply
 toward body
Nonmanual signal: "sickly" expression

**disease,
illness**

Handshape: Open 8 : Open 8
Orientation: palms in
Location: right hand in front of head; left
 hand in front of chest
Movement: move hands in small circles
Nonmanual signal: lips pursed; "sad"
 expression

tend, inclined

Handshape: Open 8 : Open 8
Orientation: palms in, right hand above left hand
Location: middle fingers on left side of chest
Movement: move hands forward with an
 exaggerated motion
Nonmanual signal: body leans forward; "pah"
 mouth utterance


**cut class, absent,
miss class**

Handshape: Open 8 : Open 8
Orientation: palms down, right middle finger above
 left middle finger
Location: neutral space
Movement: brush right middle finger past left
 middle finger
Note: See page 329 for a variation of this sign.


OPEN 8 2-Hand SIGNS

excited


Handshape: Open 8 : Open 8
Orientation: palms in
Location: in front of chest
Movement: brush middle fingers alternately up and off chest
Nonmanual signal: eyes widen; "excited" expression

shiny, bright, glisten


Handshape: Open 8 : Open B
Orientation: palms down, hands crossed, right middle finger on left hand
Location: neutral space
Movement: shake right hand as it moves up
Nonmanual signal: eyes widen

touch, been there

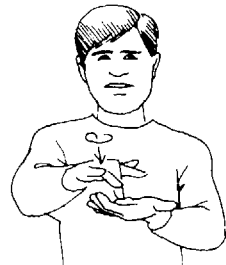

Handshape: Open 8 : Open B
Orientation: palms down, right middle finger above left hand
Location: neutral space
Movement: bounce right middle finger off back of left hand

take advantage, rip off


Handshape: Open 8 : Open B
Orientation: right palm down, middle finger above left palm; left palm angled up
Location: neutral space
Movement: sharply brush right middle finger off left palm, ending with middle finger bent
Nonmanual signal: "angry" expression

medicine


Handshape: Open 8 : Open B
Orientation: right palm down, middle finger on left palm; left palm up
Location: neutral space
Movement: bend right hand side to side

center, middle, intermediate


Handshape: Open 8 : Open B
Orientation: right palm down, hand above left hand; left palm up
Location: neutral space
Movement: circle right hand above left hand, then drop right middle finger down in the center of left palm

2-Hand SIGNS & OPEN 8


technology
(technician)


Handshape: Open 8 : Open B
Orientation: right palm in, hand below left hand; left palm right
Location: neutral space
Movement: tap right middle finger on edge of left hand twice

early


Handshape: Open 8 : S
Orientation: palms down, hands crossed, right middle finger above left hand
Location: neutral space
Movement: slide right middle finger across back of left hand
Nonmanual signal: right shoulder raised

earth


Handshape: Open 8 : S
Orientation: palms down, hands crossed, right middle finger and thumb grip left hand
Location: neutral space
Movement: rock right hand side to side

bare, bald, blank,
empty, naked, nude,
vacant, void


Handshape: Open 8 : S
Orientation: palms down, knuckles forward, right middle finger above left hand
Location: neutral space
Movement: slide right middle finger down back of left hand
Nonmanual signal: raise right shoulder



OPEN 8 2-Hand SIGNS

interesting

Handshape: Open 8 > 8 : Open 8 > 8
Orientation: palms in, right hand above left hand
Location: middle fingers and thumbs on chest
Movement: move hands forward with an exaggerated motion, closing thumbs and middle fingers
Nonmanual signal: body leans forward; eyes widen; mouth open


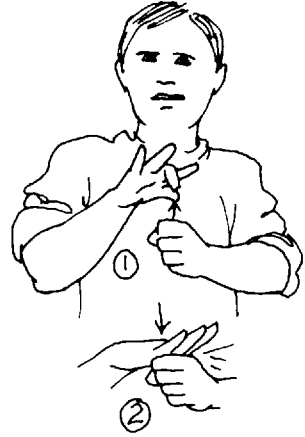

heart attack

Handshape: Open 8 > S : Open B
Orientation: palms in
Location: right middle finger on left side of chest; left hand in neutral space
Movement: move right hand out, closing hand, and smack hand into left palm
Nonmanual signal: body rigid when fist hits


**grease, fat, gravy,
greasy, oil**

Handshape: Open 8 > 8 : Open B
Orientation: right palm up, thumb and middle finger gripping edge of left hand; left palm right
Location: neutral space
Movement: brush right thumb and middle finger down and off edge of left hand twice
Nonmanual signal: "disgusted" expression



2-Hand SIGNS  OPEN 8**soda pop**

Handshape: Open 8 > 5 : S

Orientation: right palm down, middle finger inside left index finger; left palm right

Location: neutral space

Movement: lift right hand up, opening hand, then smack down on top of left hand

Jesus

Handshape: Open 8 > 5 : 5 > Open 8

Orientation: palms facing

Location: neutral space

Movement: tap right middle finger on left palm, then tap left middle finger on right palm

Bible (Christian)
(compound: Jesus + book)


Handshape: Open 8 > 5 > Open B : Open 8 > 5 > Open B

Orientation: palms facing

Location: neutral space

Movement: tap right middle finger on left palm, then tap left middle finger on right palm; change to Open B handshape, palms facing and touching, and open hands out

This page intentionally left blank



Index of English Glosses

Each gloss is followed by the initial handshape(s) of its corresponding sign and then by the page number where it appears. When the same gloss appears two or more times, the glosses are listed in the morphologic order of their handshapes; when the handshapes are the same, one-hand signs are listed before two-hand signs. Glosses that need an agent marker are indicated in italics.

- A**
- abandon: 5 : 5, 336
 abbreviate : C : C, 216
 abhor: Open B : Open B, 172
 ability: A : A, 153
 able: A : A, 153
 able: S : S, 269
 abolish: Bent 5 : Open B, 362
 abortion: S : Open B, 279
 about: Open B : Open B, 188
 about: 1 : Flattened O, 327
 about: 5, 135
 above: Open B : Open B, 184
 absent: 1 : Open 8, 329
 absent: 5 : C, 351
 absent: Open 8 : Open 8, 365
 absolute: 1, 125
 absolutely nothing: O : Open B, 253
 absurd: Y, 114
 abundant: 5 : S, 345
 abuse: S : 1, 277
 accept: 5 : 5, 348
 accident: S : S, 270
 accident (car): 3 : 3, 332
 accompany: A : A, 152
 accomplish: 1 : 1, 308
 according to: 1 : 1, 310
 accumulate: Open B : Open B, 200
 accurate: 1 : 1, 318
 accuse : Open A : Open B, 164
 accustom: S : S, 270
 ache: 1 : 1, 306
 achieve: 1 : 1, 308
 acquiesce: Open B, 57
 acquiesce: Open B : Open B, 178
 acquiesce: X, 109
 acquire: 5 : 5, 349
 across: Open B : Open B, 186
 act: Open A : Open A, 161
 action: C : C, 210
 activity: C : C, 210
 actor: Open A : Open A, 161
 actress: Open A : Open A, 161
 actual: 1, 125
 adapt: X : X, 298
 add: 1 : 1, 317
 add (on): H : H, 233
 add up: 5 : 5, 347
 addiction: X, 110
 addition: 1 : 1, 317
 additionally: 5 : Flattened O, 351
 address: Open A : Open A, 159
 adept: A : Open B, 156
 adequate: 5 : S, 345
 adjust: X : X, 298
 admit: Open B, 57
 admit: Open B : Open B, 178
 admonish: Open B : Open B, 185
 adopt: 5 : 5, 349
 adorable: Open B, 56
 adult: Bent B, 60
 advance: Open B : Open B, 168
 advance: Bent B : Bent B, 202
 advantage: F, 72
 advertise: S : S, 275
 advise: Open B : Open B, 185
 advise: Flattened O : B, 264
 advocate: S : S, 275
 a few: A, 42
 a few days ago: Open A, 46
 affair: Open 8 : Open 8, 364
 affect: Flattened O : B, 264
 affiliate: F : F, 222
 afford: 1 : Open B, 321
 afraid: Flattened O : Flattened O, 263
 afraid: 5 : 5, 338
 Africa: A, 40
 Africa: 5, 139
 African: A, 40
 African: 5, 139
 after: Open B : Open B, 191
 after awhile: L : Open B, 248

- afternoon: Open B : passive, 195
 again: Bent B : Open B, 207
 against: Open B : Open B, 189
 age: C, 67
 agency: A : A, 152
 agent: Open B : Open B, 171
 ages ago: Open B, 53
 aggressive: Open A : Open A, 161
 ago: Bent B, 60
 agony: S : S, 273
 agree: 1, 132
 agriculture: 5, 137
 ahead: Open A : Open A, 162
 aid: Open A : Open B, 164
 aide: L : S, 248
 aim: 1 : 1, 315
 air: 5 : 5, 337
 airplane: L-I, 115
 airport: L-I, 115
 alarm: 1 : Open B, 325
 alert: Open B : Open B, 185
 algebra: A : A, 153
 alike: 1 : 1, 310
 a little: Baby O, 91
 a little while ago: X, 110
 alive: Open A : Open A, 159
 all: Open B : Open B, 192
 all afternoon: Open B : passive, 196
 all along: 1 : 1, 310
 all day: Open B : passive, 195
 allergy: 1 : 1, 315
 all gone: C : Open B, 217
 all my life: Open B, 52
 all night: Open B : passive, 196
 allow: Open B : Open B, 171
 allow: K : K, 242
 allowance: C, 66
 all right: Open B : Open B, 188
 almost: Open B : Open B, 188
 a lot: Bent 5 : Bent 5, 352
 alphabet: 5, 136
 already: 5 : 5, 339
 also: 1 : 1, 310
 altogether: 5 : 5, 347
 always: 1, 119
 am: A, 41
 am: 1, 125
 amaze: Baby O : Baby O, 256
 ambition: 1 : 1, 315
 ambitious: Open A : Open A, 161
 ambitious: Open B : Open B, 182
 amen: Open B : Open B, 174
 amendment: 5 : Flattened O, 351
 America: 5 : 5, 339
 American Indian: F, 70
 amiable: 5 : 5, 337
 amid: 1 : 5, 329
 among: 1 : 5, 329
 ample: 5 : S, 345
 amusing: H, 78
 analysis: Bent V : Bent V, 290
 analyze: Bent V : Bent V, 290
 ancestors: Open B, 53
 ancestors: Open B : Open B, 181
 ancient: Open B, 53
 and: 5, 139
 anger: Bent 5, 144
 angry: Bent 5, 143
 animal: Bent 5 : Bent 5, 356
 annex: 5 : 5, 347
 anniversary: Baby O : Baby O, 255
 announce: 1 : 1, 311
 annoy: Open B : Open B, 191
 annual: S : S, 279
 another: A, 42
 answer: 1 : 1, 311
 antagonistic: Y : Y, 301
 anticipate: Bent B : Bent B, 203
 anticipate: V : V, 282
 anticipate: 1, 130
 antique: C, 67
 antlers: 5 : 5, 340
 anxious: B : B, 167
 anxious: 5 : 5, 338
 any: A, 42
 anybody : Open A, 46
 anyhow: Open B : Open B, 182
 anyone: Open A, 46
 anything : Open A, 46
 anyway: Open B : Open B, 182
 apart: Bent B : Bent B, 203
 apologize: A, 42
 appalled: 5, 138
 apparent: Open B, 54
 appear: Open B, 54
 appear: 1 : Open B, 319
 appearance: 1, 120
 appetite: C, 65
 applaud: Open B : Open B, 175
 apple: X, 112
 apply: F, 72
 apply: V : 1, 288
 appoint: F, 72
 appointment: S : S, 273
 appreciate: Open B, 57
 appreciate: Open B : Open B, 178
 appreciate: Open B : passive, 194
 appreciative: Open B : Open B, 176
 approach: Open B : Open B, 183
 approach: Open B : Open B, 192
 approximately: 5, 135
 are: R, 96
 are: 1, 125
 area: A : A, 152

- area: 5, 135
 argue: 1 : 1, 312
 arise: Open B : Open B, 169
 arise: V : Open B, 286
 arithmetic: K : K, 243
 army: A : A, 153
 around: 5, 135
 around here: 5, 135
 arrange: Open B : Open B, 171
 arrest: Bent 5, 145
 arrest: 5 : 5, 349
 arrive: Open B : Open B, 188
 arrogant: Bent L : Bent L, 250
 arson: 5 : 5, 338
 art: I : Open B, 241
 article (written): Bent L : Open B, 251
 artificial: 1, 123
 artist: I : Open B, 241
 as: 1 : 1, 310
 ashamed: Bent B, 61
 ask: Open B : Open B, 174
 ask: X, 112
 asleep: 5, 139
 assembly (legislative body): A, 41
 assembly line: 4 : 4, 334
 assertive: Open A : Open A, 161
 assist: Open A : Open B, 164
 assistant: L : S, 248
 associate: Open A : Open A, 160
 association: A : A, 152
 association: C : C, 211
 assorted: 1 : 1, 313
 assume: C, 67
 assume: 5 : 5, 349
 astonish: Baby O : Baby O, 256
 astound: Baby O : Baby O, 256
 astrology: 1 : 1, 313
 at a loss: Bent 5 : Bent 5, 354
 attach: F : F, 222
 attach: 5 : 5, 347
 attack: S : 1, 277
 attempt: A : A, 153
 attend: 1 : 1, 307
 attention: Open B : Open B, 170
 attitude: A, 41
 attorney: L : Open B, 248
 audience: Bent 5 : Bent 5, 353
 audiologist: A, 40
 audiologist: Bent 5 : Bent 5, 353
 audiology: A, 40
 audiology: Bent 5 : Bent 5, 353
 audition: A : A, 153
 audition: Open A : Open A, 161
 aunt: A, 40
 Australia: B, 48
 Australia: 8 : 8, 363
 Australian: B, 48
 Australian: 8 : 8, 363
 authority: Open B : passive, 194
 automobile: S : S, 272
 autumn: B : passive, 168
 average: Open B : Open B, 190
 aviator: L-I, 115
 avoid: Open A : Open A, 162
 avoid: Open B : Open B, 172
 awake: Baby O : Baby O, 256
 award (n.): X : X, 296
 award (v.): X : X, 296
 aware: Bent B, 60
 away: Open B, 51
 awesome: 5, 138
 awful: S : S, 277
 awful: 8 : 8, 363
 awkward: 3 : 3, 331
- B**
- baby: Open B : Open B, 176
 bachelor: B, 49
 back: Bent B, 60
 back and forth: A, 42
 background: Open B : Open B, 184
 bacon: H : H, 230
 bad: Open B, 56
 baggage: S, 98
 bake: Open B : Open B, 184
 balance: Bent B : Bent B, 205
 bald: Open 8 : S, 367
 ball: Bent 5 : Bent 5, 352
 baloney: S, 99
 ban: L : Open B, 248
 banana: A : 1, 157
 bandage: H : S, 237
 Band-Aid: H : S, 237
 bandit: H : H, 231
 banquet: Flattened O : Flattened O, 259
 baptism: Open A : Open A, 159
 baptism: W, 107
 Baptist: Open A : Open A, 159
 baptize: Open A : Open A, 159
 barber: V, 104
 bare: Open 8 : S, 367
 Bar Mitzvah: S : S, 272
 baseball: S : S, 270
 basement: Open B : Open B, 184
 bashful: Bent B, 61
 basic: Open B : Open B, 184
 basis: Open B : Open B, 184
 bastard: B, 48
 bath: A : A, 154
 bathe: A : A, 154
 bathroom: T, 100
 Bat Mitzvah: S : S, 272
 battle: 4 : 4, 333
 bawl: 1 : 1, 315
 bawl out: S : S, 278
 be: B, 49
 be: 1, 125
 bear: A, 41
 bear: Bent 5 : Bent 5, 356

- bear arms: A : A, 153
 beard: C, 65
 beau: Open A : Open A, 159
beautician: V, 104
 beautiful: 5, 140
 be careful: K : K, 243
 because: Open B, 57
 because: L, 86
 beckon: 1, 117
 become: Open B : Open B, 179
 bed: Open B, 55
 beef: Open F : Open B, 227
 been there: Open 8 : Open B, 366
 beer: B, 49
 before: Open B : Open B, 192
 beg: Bent 5 : C, 359
 begin: 1 : Open B, 318
 behavior: B : B, 166
 behind: Open A : Open A, 162
 behind: Bent B, 60
 believe: 1, 131
 bell: Open A : Open B, 163
 bell: S : Open B, 276
 belong: F : F, 222
 belong: 5 : 5, 347
 beloved: Open B : Open B, 177
 below: Open B : Open B, 184
 beneath: Open B : Open B, 184
 benefit: Open A : Open B, 164
 benefit: F, 72
 benevolent: Open 8, 148
 berry: Flattened O : 5, 261
 be seated: H : H, 233
 best friend: X : X, 297
 bet: Open B : Open B, 173
 betray: A : 1, 158
 better: Open B, 58
 between: Open B : Open B, 191
 beverage: C, 64
 beyond: Open B : Open B, 191
 Bible: H : B, 238
 Bible: Open 8 : Open 8, 369
 bicycle: S : S, 272
 big: Bent B, 60
 big: Bent L : Bent L, 251
 big deal (slang): 5, 142
 big shot (slang): Bent L : Bent L, 250
 big word: Y : 1, 303
 bike: S : S, 272
 bind: A : A, 154
 binoculars: C : C, 210
 bird: G, 75
 birth: Open B : Open B, 193
 bitch: B, 50
 bite: B, 50
 bitter: 1, 123
 black: 1, 121
 blame: Open A : Open B, 164
 blank: Open 8 : S, 367
 blanket: B : B, 166
 blend: Bent 5 : Bent 5, 355
 bless: A : A, 158
 blind: Bent V, 105
 block: Open B : Open B, 176
 block (me): Open B : Open B, 176
 blond: Y, 114
 blood: 5 : 5, 343
 bloom: Flattened O : Flattened O, 262
 blossom: Flattened O : Flattened O, 262
 blouse: Bent B, 61
 blow one's top (slang): Open B : S, 197
 blow up: Open B : S, 197
 blue: B, 47
 blurry: 5 : 5, 344
 blush: 1, 133
 blush: 5 : 5, 337
 board (group of persons): B, 50
 boat: Open B : Open B, 174
 body: Open B : Open B, 177
 boil: Bent 5 : Open B, 358
 book: Open B : Open B, 175
 booklet: G : Open B, 229
 booklet: Flattened O : Open B, 260
 boring: X, 111
 boring: 1, 122
 boring: 5, 142
 born: Open B : Open B, 193
 borrow: K : K, 242
 boss: Bent 5, 144
 both: V : C, 289
 bother: Open B : Open B, 191
 bottle: C : Open B, 213
 bottom: Open B : Open B, 184
 bound: S : S, 270
 bowel movement: Open A : S, 165
 bowl (dish): C : C, 211
 box: Open B : Open B, 179
 box: S : S, 272
 boy: C, 66
 Boy Scout: M, 87
 brag: Open A : Open A, 161
 brain: 1, 121
 brave: 5 : 5, 350
 bravery: 5 : 5, 350
 bread: Bent B : Open B, 208
 break: S : S, 270
 breakdown: Bent 5 : Bent 5, 355
 breakfast: Flattened O, 94
 break-up: F : F, 227
 breasts: Bent B, 62
 breathe: Open B : Open B, 178
 breeze: 5 : 5, 336
 bridge: V : passive, 288
 brief: C : C, 216
 brief: H : H, 233
 bright: Open 8, 147

- bright: Open 8 : Open B, 366
 bring: Open B : Open B, 170
 broad: Open B : Open B, 171
 broad-minded: 1, 128
 brochure: G : Open B, 229
 brochure: Flattened O : Open B, 260
 broke: Bent B, 61
 brother: L : L, 248
 brother: Flattened O, 95
 brown: B, 49
 brownnose: B, 49
 bucket: 1 : passive, 326
 budget: Flattened O : Flattened O, 259
 budget: Flattened O : Open B, 260
 bug: 3, 134
 build: Bent B : Bent B, 205
 build: H : H, 232
 bull (slang): S, 99
 bull: Y : Y, 302
 bullheaded: Y : Y, 301
 bullshit: B, 49
 bullshit: S, 99
 bum: 5, 137
 bumper-to-bumper: 5 : 5, 337
 burden: Bent B : Bent B, 204
 burglar: H : H, 231
 burn: 5 : 5, 338
 bury: Bent B : Bent B, 209
 business: B : S, 168
 busy: B : S, 168
 busy: G, 74
 but: 1 : 1, 309
 butter: H : Open B, 234
 butterfly: Open B : Open B, 174
 buy: Flattened O : Open B, 260
buyer: Flattened O : Open B, 260
 bye: Open A, 43
- C**
 cabbage: Open B, 55
 cabbage: 5, 136
 cabinet: A : A, 153
 cafeteria: C, 65
 cage: 4 : 4, 334
 cake: C : Open B, 213
 cake: K, 82
 calculate: K : K, 243
 calculus: C : C, 211
 California: L-I, 116
 call: Open B : Open B, 199
 call (by TTY): X : 1, 301
 call (for attention): Open B, 51
 call (to get attention): Open B, 55
 called: H : H, 231
 calm: B : B, 166
 camcorder: Open B : Open B, 193
 camera: Bent L : Bent L, 251
 camping: V : V, 283
 camping: 1-I : 1-I, 305
 can (able): A : A, 153
 can: C : Open B, 213
 can (able): S : S, 269
 Canada: A, 41
 Canadian: A, 41
 cancel: 1 : Open B, 322
 candidate: F, 72
 candle: 5 : 1, 346
 candy: H, 78
 candy: 1, 123
 cannon: 1, 118
 cannot: 1 : 1, 318
 canoe: S : S, 269
 can't: 1 : 1, 318
 cantankerous: Y : Y, 301
 cap (clothing): Baby O, 90
 capable: A : A, 153
 capable: S : S, 269
 capacity: Bent B : Bent B, 201
- capsule: F, 72
 captain: Bent 5, 144
 caption: F : F, 222
 caption: Bent V : Bent V, 290
 capture: 5 : 5, 349
 car: S : S, 272
 card: Bent L : Bent L, 250
 card: Bent L : Bent L, 251
 cards: X : X, 299
 care for: Open B : Open B, 177
 care for: K : K, 242
 careful: K : K, 243
caregiver: K : K, 242
 careless: V, 103
 cares: B : B, 167
carpenter: S : S, 269
 carpentry: S : S, 269
 carrot: S, 98
 carry: Open B : Open B, 170
 carve: Open A : Open B, 163
 cast off: Bent B : Open B, 210
 cat: F, 71
 cat: F : F, 223
 catch: C : H, 217
 catch (disease): 5, 141
 catch: 5 : 5, 335
 catch: Bent 5, 145
catcher: 5 : 5, 335
 Catholic: H, 76
 Caucasian: Flattened O, 93
 caught in the act: Bent V : 1, 294
 cause: S : S, 278
 caution: Open B : Open B, 185
 cave in: Bent 5 : Bent 5, 355
 cease: Open B : Open B, 189
 celebrate: Baby O : Baby O, 255
 celebrate: X, 109
 cemetery: Bent B : Bent B, 209
 cent: 1, 121
 center: Open B : Open B, 200
 center: Open 8 : Open B, 366

- certain: 1, 125
 certify: C : Open B, 213
 certify: S : Open B, 276
 chain: F : F, 224
 chair: H : H, 233
 challenge: Open A : Open A, 158
 champagne: T : S, 281
 champion: Bent 3 : 1, 333
 change: X : X, 298
 change (coins): 1 : Open B, 321
 change the subject: Bent V : Bent V, 295
 change the topic: Bent V : Bent V, 295
 channel: Bent 5, 142
 Chanukah: 4 : 4, 334
 chapter: Bent B : Open B, 208
 chapter: C : Open B, 214
 character: C, 65
 charge (credit card): S : Open B, 276
 charge (fee): X : Open B, 299
 chase: Open A : Open A, 162
 chat: 5 : 5, 335
 cheap: Open B : Open B, 190
 cheat: A : 1, 158
 cheat: 3 : Open B, 331
 check: 1 : Open B, 321
 cheer (encourage): Open B : Open B, 172
 cheer: Baby O : Baby O, 255
 cheer: X, 109
 cheerful: 5 : 5, 337
 cheese: Open B : Open B, 187
 cherish: Bent 5, 145
 cherry: Flattened O : 5, 261
 chew: A : A, 154
 chewing gum: Bent V, 106
 chewing gum: X, 111
 Chicago: C, 62
 chicken: G, 75
 chicken: Baby O : Open B, 255
 chief: Open A, 44
 child: Bent B, 60
 childhood: Open B, 52
 children: Open B : Open B, 169
 chilly: S : S, 269
 chimes: S : Open B, 276
 china: X, 111
 China: 1, 126
 China: 1 : 1, 311
 Chinese: 1, 126
 Chinese: 1 : 1, 311
 chocolate: C : S, 215
 choice: Open F : V, 228
 choke: C, 64
 choose: F, 72
 choose: Open F : V, 228
 Christ: C, 66
 christening: W, 107
Christian: C, 66
 Christmas: C, 63
 Christmas: C, 64
 church: C : S, 214
 cigarette: 1-I : 1, 306
 circle: 1, 120
 city: Open B : Open B, 173
 clap: Open B : Open B, 175
 clash: 1 : 1, 310
 class: C : C, 211
 clean: Open B : Open B, 186
 clergy : G, 73
 clever: Open 8, 147
 client: C : C, 211
 climb: S : S, 279
 close: B : B, 165
 closet: H : H, 232
 closet: X : 1, 301
 close to: Open B : Open B, 192
 clothes: 5 : 5, 341
 clouds: Bent 5 : Bent 5, 356
 clumsy: 3 : 3, 331
 coach: Bent 5, 144
 coat: A : A, 154
 coax: X : X, 297
 Coca-Cola: L, 86
 coconut: C : C, 210
 coerce: C, 62
 coerce: C : 1, 215
 coffee: S : S, 274
 cogitate: Flattened O, 91
 cognitive: C, 64
 coin: 1 : Open B, 321
 coincide: 1 : 1, 307
 Coke: L, 86
 cold (virus): Baby O, 91
 cold: S : S, 269
 collapse: Bent 5 : Bent 5, 355
 collar: G, 73
 collect: Open B : Open B, 200
 college: Open B : Open B, 187
 collide: S : S, 270
 collide: 3 : 3, 332
 collision: S : S, 270
 collision: 3 : 3, 332
 color: 5, 138
 comb: Bent 5, 143
 combine: Bent 5 : Bent 5, 355
 come: 1, 117
 come: 1 : 1, 307
 come here: Open B, 52
 come here: 1, 117
 comfortable: C : C, 212
 comical: H, 78
 comical: Y : Y, 302
 comma: 1, 118
 command (order): X : Open B, 300
 command (demand): 1, 124
 commandments: C : Open B, 214
 commence: 1 : Open B, 318
 commend: Open B : Open B, 175

- comment: 1 : 1, 311
 commission: F, 72
 commit: 1, 129
 commit: 1, 130
 committee: C, 65
 common: Open A, 44
 commonplace: 5, 142
 communicate: C : C, 212
 community: Open B : Open B, 173
 commute: A, 42
 company: C : C, 211
 compare: Open B : Open B, 173
 compel: C, 62
 compel: C : 1, 215
 compete: Open A : Open A, 161
 competent: A : A, 153
 complain: C, 66
 complete: Open B : Open B, 183
 complete: Open B : S, 197
 complex: 1 : 1, 330
 complicated: 1 : 1, 330
 complicated: Bent 5 : Bent 5, 357
 comprehend: S, 100
 computer: C, 63
 computer: C : Open B, 214
 computer: 1 : 1, 308
 computer: Open 8 : Open 8, 364
 conceal: A : Open B, 157
 conceited: 1 : 1, 240
 conceited: Bent L : Bent L, 250
 conceited: 1-I, 116
 conceive: 1, 79
 conceive: 5 : 5, 340
 concentrate: Open B : Open B, 170
 concept: C, 64
 concern: B : B, 167
 concerning: 1 : Flattened O, 327
 concur: 1, 132
 concurrent: 1 : 1, 307
 condense: C : C, 216
 condom: X, 112
 condone: Open B : Open B, 171
 conference: 5 : 5, 348
 confess: Open B, 57
 confess: Open B : Open B, 178
 confidence: Bent 5 : Bent 5, 361
 confident: 1, 133
 confidential: A, 41
 conflict: 1 : 1, 309
 conflict: 1 : 1, 310
 confront: Open B : Open B, 183
 confused: Bent 5 : Bent 5, 357
 congratulate: Open B : Open B, 175
 Congress: C, 65
 connect: F : F, 222
 connection: F : F, 222
 conquer: S : S, 275
 conscience: G, 74
 conscious: Bent B, 60
 consent: Open B, 57
 consent: Open B : Open B, 178
 conservative: C, 62
 consider: 1 : 1, 314
 consistent: 1 : 1, 318
 constitution: C : Open B, 214
 construct: Bent B : Bent B, 205
 construct: H : H, 232
 construct: S : S, 272
 consumer: C : C, 211
 contact: Bent V : 1, 294
 contact (a person): Open 8 : Open 8, 364
 contemplate: 1 : 1, 314
 contempt: V, 102
 contempt: V : V, 282
 content: B : B, 167
 content (n.): Open F : Open B, 227
 contest: Open A : Open A, 161
 continue: Open A : Open A, 159
 contract: H : Open B, 235
 contrariwise: 1 : 1, 309
 contrary: Y : Y, 301
 contrast: 1 : 1, 306
 contribute: X : X, 296
 contribution: X : X, 296
 control: X : X, 298
 converse with: 1 : 1, 315
 convince: Open B : Open B, 172
 convince (an individual): Open B : 1, 198
 cook: Open B : Open B, 187
 cook: Bent 5 : Open B, 358
 cookie: Bent 5 : Open B, 358
 cool: 5 : 5, 337
 cooperate: F : F, 222
 cop: C, 65
 copulate: V : V, 283
 copy: C : Open B, 217
 corn on the cob: 1 : 1, 310
 corner: B : B, 166
 corner (v.): Bent V : 1, 294
 cornered: Open B : Open B, 172
 correct: 1 : 1, 318
 correct: 1 : Open B, 322
 correspond: 1, 132
 correspondence: Baby O : Baby O, 257
 correspondence: Flattened O : Flattened O, 262
 corridor: Open B : Open B, 171
 cosmetics: Flattened O : Flattened O, 259
 cost: X : Open B, 299
 costly: Flattened O : Open B, 264
 couch: H : H, 238
 cough: C, 66
 cough: S, 99
 council: C, 65

- counsel: Flattened O : B, 264
 count: F : Open B, 225
 country (foreign): Y : passive, 303
 country: 5 : passive, 345
 courage: 5 : 5, 350
 course: Bent B : Open B, 208
 courteous: 5, 138
 cousin (male): C, 63
 cover: Open B : Open B, 185
 cover: Open B : S, 197
 cow: Y, 113
 cow: Y : Y, 302
 cracker: A : passive, 157
 crave: Bent 5, 142
 crazy: 1, 120
 crazy: Bent 5, 143
 crazy for (slang): Bent 5, 142
 cream: C : Open B, 213
 create: S : S, 272
 create: 4, 135
 credit card: S : Open B, 276
 crippled: 1 : 1, 313
 criticize: 1 : Open B, 322
 crook: H : H, 231
 cross: 1 : 1, 309
 cross: Bent 5, 143
 cross over: Open B : Open B, 186
 cross-purposes: 1 : 1, 310
 crowded: 5 : 5, 343
 crude: Bent 5 : Open B, 357
 cruel: Bent 5 : Bent 5, 361
 cry: 1 : 1, 315
 cry out: Bent 5, 143
 culture: C : 1, 215
 cup: C : Open B, 213
 curious: C, 63
 curious: F, 72
 curse: Y : 1, 304
 curse: Bent 5, 145
 curtains: 4 : 4, 333
 custom: S : S, 270
 customer: C : C, 211
 customer: Flattened O : Open B, 260
 cut (skin): 1 : 1, 318
 cut class: 1 : Open 8, 329
 cut class: Open 8 : Open 8, 365
 cute: H, 78
 cycle: 1, 120
 cynical: Bent V, 105
 cynical: 1-I : 1-I, 305
- ## D
- dad: 5, 136
 daily: Open A, 44
 dairy: C, 67
 damage: Bent 5 : Bent 5, 361
 damp: 5 : 5, 347
 dance: V : Open B, 285
 danger: Open A : Open A, 163
 dangerous: X : X, 296
 dark: Open B : Open B, 173
 darken: Open B : Open B, 173
 darn: Bent 5 : O, 359
 date (social): D : D, 218
 daughter: Open A, 47
 day: D : passive, 219
 day: 1 : passive, 325
 day student: A, 42
 dead: Open B : Open B, 180
 dead (animal): Bent V : Bent V, 290
 deaf: 1, 122
 deaf: 1, 129
 dear: S : S, 271
 death: Open B : Open B, 180
 debase: Bent B : Bent B, 202
 debate: 1 : Open B, 322
 debt: 1 : Open B, 321
 decay: 5 : 5, 346
 deceive: A : 1, 158
 deceive: 1-I : 1-I, 305
 deceive: 5 : 1, 350
 decent: 1 : 1, 318
 decide: 1, 131
 declare: 1 : 1, 311
 decoder: D : D, 218
 decorate: C : C, 211
 decrease: Open B : passive, 193
 decrease: Bent B : Open B, 206
 decrease: H : H, 233
 deduct: C : Open B, 217
 deed: C : C, 210
 deep: 1 : Open B, 325
 deer: 5 : 5, 340
 defeat: S : S, 275
 defecate: Open A : S, 165
 defend: Open B : Open B, 176
 defend: S : S, 271
 defer: F : F, 224
 define: D : D, 218
 define: F : F, 223
 deflate: C : Open B, 216
 defraud: A : 1, 158
 defraud: 1-I : 1-I, 305
 degree: O : O, 253
 dejected: 5 : 5, 337
 delay: F : F, 224
 delete: T, 102
 deliberate: Flattened O, 91
 delicious: Open 8, 149
 delight: Open B, 57
 delight: Open B : Open B, 177
 deliver: Open B : Open B, 170
 demand: X : Open B, 300
 demeanor: C : C, 210
 democrat: D, 67
 demolish: Bent 5 : Bent 5, 361
 demon: 3, 134
 demon: 3 : 3, 333
 demonstrate: 1 : Open B, 320
 demonstration: 1 : Open B, 320

- demote: Bent B : Bent B, 202
 deny: Open A, 43
 deny (declare untrue): Open A : Open A, 159
 deny (not true): S, 100
 depart: Open B : Open B, 199
 department: D : D, 218
 depend on: 1 : 1, 317
 deposit: Open A : Open A, 159
 depressed: Open 8 : Open 8, 364
 depth: 1 : Open B, 325
 descendants: Open B : Open B, 181
 describe: D : D, 218
 describe: F : F, 223
 desert (v.): 5 : 5, 336
 design: I : Open B, 241
designer: I : Open B, 241
 desire: Bent 5 : Bent 5, 353
 desk: Open B : passive, 196
 despise: 8 : 8, 363
 despite: Open B : Open B, 182
 destroy: Bent 5 : Bent 5, 361
 detach: F : F, 227
 detail: 1 : Open B, 325
 detective: D, 68
 detective: X, 112
 determine: 1, 131
 detest: Open B : Open B, 172
 detest: 5 : 5, 341
 detest: 8 : 8, 363
 devastate: Bent 5 : Bent 5, 361
 develop: D : Open B, 219
 develop: Flattened O : C, 265
 deviate: 1 : 1, 317
 devil: 3, 134
 devil: 3 : 3, 333
 devilish: 3, 134
 devilish: 3 : 3, 332
 devise: 4, 135
 devotion: Open B : Open B, 177
 dialogue: 1 : 1, 315
 diamond: D : Open B, 219
 dictionary: Open A : Open B, 164
 dictionary: D : Open B, 219
 didn't mean that: 1, 124
 didn't say that: 1, 124
 die: Open B : Open B, 180
 differ: 1, 132
 different: 1 : 1, 313
 difficult: Bent V : Bent V, 291
 dig: A : A, 153
 digress: 1 : 1, 316
 diligent: Open B : Open B, 182
 dim: Open B : Open B, 173
 diminish: Bent B : Open B, 206
 dinner: D, 67
 dinner: Flattened O, 94
 diploma: O : O, 253
 direct: X : X, 298
 direct: 1, 124
 direction: D : D, 218
 dirt: Flattened O : Flattened O, 257
 dirty: 5, 138
 disagree: 1, 132
 disappear: 1 : Open B, 319
 disappear: 5 : C, 351
 disappoint: 1, 124
 disappointed: Open 8 : Open 8, 364
 disassociate: F : F, 227
 disbelief: S : S, 271
 discard: S, 99
 discard: Bent 5 : Open B, 362
 discharge: Open B : Open B, 186
 discipline: X : X, 298
 disconnect: F : F, 227
 discount: Bent B : Open B, 206
 discouraged: Open 8 : Open 8, 364
 discourse: 1, 121
 discover: F, 70
 discover: Open F : Open B, 228
 discriminate: Open B : Open B, 189
 discuss: 1 : Open B, 322
 disdain: V, 102
 disease: Open 8 : Open 8, 365
 disgust: Bent 5, 144
 disgusting: 8 : 8, 363
 dish: Bent L : Bent L, 249
 dismiss: Open B : Open B, 186
 disobey: S, 98
 dispatch: Bent B : Open B, 209
 dispatch: Flattened O, 92
 display: 1 : Open B, 320
 disposed to: Open 8, 147
 disregard: Flattened O, 93
 disregard: 4, 135
 disrespect: V, 102
 disrupt: Open B : Open B, 191
 dissolve: 5 : 5, 346
 distant: Open A : Open A, 162
 distinguish: Open B : Open B, 173
 distracted: 1 : 1, 316
 distribute: Flattened O : Flattened O, 262
 disturb: Open B : Open B, 191
 dive: V : H, 287
 diverse: 1 : 1, 313
 divert: 1 : 1, 317
 divide: Open B : Open B, 175
 dividend: C, 66
 divorce: D : D, 218
 dizzy: Bent 5, 142
 do: C : C, 210
 doctor: Bent B : Open B, 206
 doctor: D : Open B, 219
 doctor: M : Open B, 252
 doesn't matter: Open B : Open B, 182

- dog: Open B, 58
 doll: X, 110
 dollar: A : Open B, 156
 donate: X, 109
 done: 5 : 5, 339
 donkey: Open B : Open B, 199
 do not: Open B : Open B, 169
 don't: Open A, 45
 don't believe: Bent V, 105
 don't care: Flattened O, 93
 don't care: 1, 122
 don't do that: Open B : Open B, 169
 don't know: Open B, 54
 don't like: Open 8, 149
 don't mind: 1, 122
 don't want: Bent 5 : Bent 5, 353
 door: B : B, 167
 doorbell: Open A : Open B, 163
 double: V : Open B, 287
 doubt: S : S, 271
 doubt: Bent V, 105
 doughnut: R : R, 267
 down: 1, 117
 downhill: Open B : passive, 193
 down payment: Open A : Open A, 159
 downstairs: 1, 117
 drafting: Y : Y, 302
 drama: Open A : Open A, 161
 drapes: 4 : 4, 333
 drat: Bent 5 : O, 359
 draw: I : Open B, 241
 drawer: Bent 5 : Bent 5, 360
 drawn: Open B : Open B, 176
 dread: 5 : 5, 338
 dreadful: S : S, 277
 dreadful: 8 : 8, 363
 dream: 1, 127
 dress (n.): 5 : 5, 341
 dress (v.): 5 : 5, 341
 drill: A : 1, 157
 drill (tool): L, 83
 drink (alcoholic beverage):
 Open A, 45
 drink: C, 64
 drink (liquor): Bent L, 86
 drive: S : S, 272
 drop: S, 100
 drop out: H : O, 237
 drown: V : Open B, 285
 drowsy: 5, 139
 drum: A : A, 154
 drunk: Y, 113
 dry: X, 111
 duck: Open N, 88
 due: 1 : Open B, 321
 dull: X, 111
 dumb: A, 40
 dumb: C : S, 218
 dumb: V, 103
 dumbfounded: Bent V : Bent V, 292
 dumbfounded: Bent 5 : Bent 5, 354
 duplicate: V : Open B, 287
 during: 1 : 1, 307
 Dutch: Y, 114
 dweeb: Open B, 59
- E**
- each: A : A, 155
 eager: Open B : Open B, 182
 eagle: X, 110
 early: Open 8 : S, 367
 earn: Open B : Open B, 200
 earring: F, 70
 earth: Open 8 : S, 367
 east: E, 68
 Easter: E, 68
 easy: Bent B : Bent B, 205
 eat: Flattened O, 92
 eat fruit: Bent 5, 143
 economics: Flattened O : Open B, 260
 educate: E : E, 220
 educate: Flattened O :
 Flattened O, 257
 education: E : E, 220
 educator: Flattened O :
 Flattened O, 257
 effort: A : A, 153
 effort: E : E, 220
 egg: H : H, 230
 egotism: I : I, 240
 egotistical: Bent L : Bent L, 250
 Egypt: X, 110
 either: Open F : V, 228
 either: V : V, 283
 either: 1 : L, 327
 elect: F : O, 225
 election: F : O, 225
 electric: X : X, 297
 electric outlet: V : 1, 289
 electronics: X : X, 297
 elegant: 5, 138
 elephant : Open B, 53
 elevator: E, 68
 eliminate: C : Open B, 217
 eliminate: T, 102
 elk: 5 : 5, 340
 else: A, 42
 elsewhere: A, 42
 emancipate: S : S, 271
 embarrass: 1, 133
 embarrass: 5 : 5, 337
 embrace: S : S, 271
 emotion: E : E, 220
 emotion: Open 8, 148
 empathy: Open 8, 146
 emphasis: Open A : Open B, 163
 emphasize: Open A : Open B, 163

- employ: Open B, 51
 employ: S : S, 273
 employment: S : S, 273
 empty: Open 8 : S, 367
 encounter: 1 : 1, 309
 encourage: Open B : Open B, 172
 encyclopedia: E : Open B, 220
 end: Open B : Open B, 183
 end: I : I, 240
 end: 5 : 5, 339
 endeavor: A : A, 153
 endorse: L, 84
 endorse: S : S, 275
 endure: Open A : Open A, 159
enemy: 1 : 1, 306
 energy: Open B : passive, 194
 engaged (to be married): E :
 Open B, 220
 engagement: S : S, 273
 engine: Bent 5 : Bent 5, 355
engineer: Y : Y, 302
 engineering: Y : Y, 302
 England: Bent B : Open B, 208
 English: Bent B : Open B, 208
 enjoy: Open B, 57
 enjoy: Open B : Open B, 178
 enlarge: S : S, 279
 enlist: F : F, 222
 enlist: H : O, 236
 enlist: 5 : 5, 347
 enormous: Bent L : Bent L, 251
 enough: 5 : S, 345
 enroll: 5 : 5, 347
 enter: Open B : Open B, 185
 enthusiastic: Open B : Open B,
 182
 entire: Open B : Open B, 192
 entrance: Open B : Open B, 185
 entreat: Bent 5 : C, 359
 envious: X, 111
 environment: E : 1, 221
 envy: I, 80
 Episcopal: 1 : passive, 326
 equal: Bent B : Bent B, 202
 equivalent: Bent B : Bent B, 202
 -er: Open A, 44
 erect: Open A : Open B, 164
 erect: Open A : S, 165
 error: Y, 115
 escape: 1 : Open B, 319
 -est: Open A, 44
 establish: Open A : Open B, 164
 establish: Open A : S, 165
 estimate: C, 67
 estimate (v.): 5, 135
 etcetera: 1 : 1, 313
 eternal: 1, 127
 Europe: E, 68
 evade: Open A : Open A, 162
 evaluate: E : E, 220
 evaluation: E : E, 220
 even: Bent B : Bent B, 202
 event: 1 : 1, 308
 event: Open 8 : Open 8, 364
 ever: Open A : Open A, 159
 everlasting: 1, 127
 ever since: 1 : 1, 310
 every: A : A, 155
 every day: Open A, 44
 every Friday: F, 69
 every Monday: M, 87
 every Saturday: S, 97
 everything: 5 : C, 351
 every Thursday: H, 75
 every Thursday: T, 101
 every Tuesday: T, 101
 every Wednesday: W, 107
 evidence: Open B : Open B, 188
 evil: Open B, 56
 ex-: Bent B, 60
 exact: F : F, 221
 exact: Baby O : Baby O, 254
 exact: 1 : 1, 318
 exaggerate: S : S, 275
 exam: 1 : 1, 330
 examination: E : E, 220
 examine: C, 63
 examine: 1 : Open B, 321
 example: 1 : Open B, 320
 exceed: Bent B : Bent B, 205
 excellent: 5 : 5, 336
 except: F : 1, 226
 exchange: F : F, 223
 exchange: X : X, 298
 excited: Open 8 : Open 8, 366
 excuse (v.): Open B : Open B, 186
 excuse (n.): Bent B : Open B, 208
 excuse (v.): Bent B : Open B, 208
 execute: Open B : Open B, 185
 exempt: Bent B : Open B, 208
 exercise: A : 1, 157
 exhale: Open B : Open B, 178
 exhausted: Bent B : Bent B, 204
 exhibit (n.): 1 : Open B, 320
 exhibit (v.): 1 : Open B, 320
 expand: S : S, 279
 expect: Bent B : Bent B, 203
 expect: 1, 130
 expense: X : Open B, 299
 expensive: Flattened O : Open B,
 264
 experience: 5, 140
 experienced: A : Open B, 156
 expert: A : Open B, 156
 expert: F, 71
 expert 5, 140
 expire: Open B : Open B, 180
 expire: C : Open B, 217
 explain: F : F, 223
 express (feelings): S : S, 278
 expression: X : X, 298
 extravagant: Flattened O :
 Open B, 265

- extremely: V : V, 283
 eyeglasses: G, 75
 eyeglasses: Bent L : Bent L, 250
 eyeglasses: Bent L : Bent L, 251
 eyewitness: 1, 129
- F**
- face: 1, 120
 face-to-face: Open B : Open B, 183
 face-to-face: 1 : 1, 309
 factory: Bent 5 : Bent 5, 355
 fade: 5 : 5, 346
 fail: F : Open B, 225
 fail: K : Open B, 244
 fair: Bent B : Bent B, 202
 faithful: Open B : Open B, 197
 faithful: 1 : 1, 318
 fake: 1, 123
 fall: B : passive, 168
 fall: V : Open B, 286
 fall down: V : Open B, 286
 false: 1, 123
 fame: 1 : 1, 312
 familiar: Bent B, 60
 family: F : F, 221
 famous: 1 : 1, 312
 fancy: C : C, 211
 fancy: 5, 138
 fantastic: 5 : 5, 336
 far: Open A : Open A, 162
 far: 1, 118
 farm: 5, 137
 fascinate: 5 : 5, 349
 fast: L : L, 249
 fast: T, 102
 fast: T : T, 281
 fat (demeaning): Y : Open B, 303
 fat: Bent 5 : Bent 5, 354
 fat: Open 8 : Open B, 368
 father: 5, 136
 father (honorific): 5 : 5, 340
 fault: Open A : Open B, 164
 fault: Bent B : Bent B, 204
 favorite: B : B, 168
 favorite: Bent 5, 142
 favorite: Open 8, 147
 fear: 5 : 5, 338
 feast: Flattened O : Flattened O, 259
 feces: Open A : S, 165
 fed up: B, 50
 fee: X : Open B, 299
 feeble: Bent 5 : Open B, 358
 feeble-minded: Bent 5, 146
 feed: Flattened O : Flattened O, 266
 feedback: F : F, 221
 feel: Open 8, 148
 feeling: Open 8, 148
 fellowship: Open A : Open A, 160
 female: Open A, 46
 female: 5, 137
 fence: Open B : Open B, 193
 fever: B, 48
 fever: 1 : 1, 317
 fib: 1, 124
 field: B : B, 167
 field (profession): F : B, 225
 fight: S : S, 272
 figure (shape): Open A : Open A, 158
 figure (calculate): K : K, 243
 film: 5 : 5, 343
 filthy: 5, 138
 final: I : I, 240
 finally: 1 : 1, 308
 finance: Flattened O : Open B, 260
 find: F, 70
 find: Open F : Open B, 228
 find fault: 1 : Open B, 322
 fine (texture): F, 69
 fine (charge): X : Open B, 299
 fine: 5, 138
 fingerspell: 5, 136
 finish: 5 : 5, 339
 fire (terminate): Open B : S, 198
 fire: 5 : 5, 338
 firefighter: B, 48
 fireman: B, 48
 fireworks: S : S, 279
 first: 1 : 1, 318
 fish: Open B : Open B, 189
 fit: Bent 5 : Bent 5, 355
 fix: Flattened O : Flattened O, 258
 fix: S : S, 274
 flag: Open B : 1, 198
 flatter: V : V, 282
 flatter: 5 : 5, 342
 flat tire: C : Open B, 216
 flavor: Open 8, 147
 flee: 1 : Open B, 319
 flexible: Flattened O : Open B, 260
flier: L-I, 115
 flirt: 5 : 5, 339
 flock to: 5 : 1, 346
 flood: W, 108
 floor: Open B : Open B, 169
 flop: K : Open B, 244
 flower: Flattened O, 91
 flunk: F : Open B, 225
 flush: 5 : 5, 337
 flushed: 1, 133
 fly: L-I, 115
 focus: Open B : Open B, 170
foe: 1 : 1, 306
 follow: Open A : Open A, 162
 folly: Y, 114
 food: Flattened O, 92
 fool: X, 109
 fool: 5 : 1, 350

- foolish: Y, 114
 football: 5 : 5, 340
 football (ball): 5 : 5, 348
 for: 1, 121
 forbid: F : Open B, 225
 forbid: L : Open B, 248
 force: C, 62
 force: C : 1, 215
 forecast: V : Open B, 284
 foreign: F : passive, 226
 forest: 5 : passive, 345
 foretell: V : Open B, 284
 forever: 1, 127
 forewarn: Open B : Open B, 185
 forfeit: A : A, 158
 forget: Open B, 58
 forget it: S, 100
 forgive (v.): Bent B : Open B, 208
 forgiveness: Bent B : Open B, 208
 fork: V : Open B, 285
 form: Open A : Open A, 158
 form (v.): Open A : Open B, 164
 form (v.): Open A : S, 165
 form a line: 4 : 4, 334
 former: Open B, 53
 former: 5, 136
 formerly: Open B, 53
 fornicate: V : V, 283
 forsake: 5 : 5, 336
fortune-teller: V : Open B, 284
 forward: Open B : Open B, 168
 foundation: Open B : Open B, 184
 fox: F, 71
 fracture: S : S, 270
 fragrant: Open B, 54
 frail: Bent 5 : Open B, 358
 frame: G : G, 228
 France: F, 70
 frank: H : Open B, 235
 frankfurter: C : C, 216
 frankly: 1, 125
 fraud: A : 1, 158
 fraud: 1-I : 1-I, 305
 free: F : F, 221
 free: S : S, 271
 freeway: H : H, 230
 freeze: 5 : 5, 350
 French: F, 70
 french fries: F, 68
 frequent: Open B : Open B, 200
 frequently: Bent B : Open B, 207
 fresh: 5 : 5, 337
 freshman: 1 : 5, 328
 fret: B : B, 167
 Friday: F, 69
 Fridays: F, 69
 friend: X : X, 299
 friendly: 5 : 5, 337
 frightened: Flattened O : Flattened O, 263
 frightened: 5 : 5, 338
 frog: O, 90
 from: X : 1, 300
 from now on: Bent B : Open B, 209
 from this point on: Bent B : Open B, 209
 front: Open B, 54
 frost: 5 : 5, 350
 frown: 5 : 5, 337
 frozen: 5 : 5, 350
 fruit: F, 71
 frustrated: Open B, 55
 fry: Open B : Open B, 187
 full: B, 50
 full: Open B : S, 197
 fun: H : H, 234
 funds: Flattened O : Open B, 260
 funeral: V : V, 282
 funny: H, 78
 furniture: F, 69
 further: Flattened O : Flattened O, 258
 furthermore: 5 : Flattened O, 351
 fury: Bent 5, 144
 future: Open B, 53
- ## G
- gag: C, 64
 gain: F, 72
 gain: H : H, 233
 Gallaudet: G, 74
 gamble: S, 100
 gang: S, 99
 garage: 3 : Open B, 331
 garment: 5 : 5, 341
 gas: Open A : S, 165
 gasoline: Open A : S, 165
 gate: Open B : Open B, 193
 gathering: 5 : 5, 348
 gaze: V, 102
 general: Bent 5, 144
 general: Open B : Open B, 174
 generations: Open B : Open B, 181
 generous: Open B : Open B, 183
 genius: C, 64
 gentleman: Flattened O, 93
 gentleman: 5, 137
 genuine: 1, 125
 geometry: G : G, 229
 George Washington: W, 108
 German: 5 : 5, 340
 Germany: 1, 122
 Germany: 5 : 5, 340
 get: 5 : 5, 349
 get: Bent 5, 144
 get away: 1 : Open B, 319
 get away: Open B, 51

- get even: Baby O : Baby O, 254
 get in: Bent V : C, 293
 get into bed: H : C, 236
 get out: Bent V : C, 294
 get up: V : Open B, 286
 ghost: F : F, 224
 gift: X : X, 296
 girl: Open A, 45
 give: Flattened O, 91
 give: Flattened O : Flattened O, 258
 give: X, 109
 give: X : X, 296
 give in: Open B, 57
 give in: Open B : Open B, 178
 give out: Flattened O : Flattened O, 262
 give up: A : A, 158
 glad: Open B, 57
 glad: Open B : Open B, 177
 glass: C : Open B, 213
 glass: X, 111
 glasses: G, 75
 glasses: Bent L : Bent L, 250
 glasses: Bent L : Bent L, 251
 glisten: Open 8 : Open B, 366
 glorious: 5 : Open B, 344
 glory: 5 : Open B, 344
 go!: 1, 117
 go ahead: Open B : Open B, 168
 goal: 1 : 1, 315
 goat: Bent V, 106
 go away: 5, 139
 go back: 1 : 1, 317
 go by boat: Open B : Open B, 174
 God: Open B, 53
 go-Dutch (slang): Open B : Open B, 175
 go into: Open B : Open B, 185
 gold: L-I, 116
 golf: A : A, 152
 gone: 5, 139
 gone: 5 : C, 351
 good: Open B : Open B, 196
 good-bye: Open B, 52
 good luck: Open A, 43
 good time: 5 : 5, 336
 gorgeous: 5, 140
 gossip: G : G, 230
 go steady: A : A, 152
 go to: 1 : 1, 307
 got ya! (slang): H, 75
 govern: X : X, 298
 government: 1, 126
 gown: 5 : 5, 341
 grab: 5 : 5, 349
 gracious: Open B : Open B, 183
 graduate: G : Open B, 229
 graduate school: K : Open B, 244
 grammar: G : G, 228
 grand: 5 : 5, 336
 grandfather: 5, 136
 grandmother: 5, 137
 grant: Open B : Open B, 171
 grapes: Bent 5 : Open B, 359
 grass: Bent 5, 144
 grateful: Open B : Open B, 176
 gratified: B : B, 167
 grave: Bent B : Bent B, 209
 gravy: Open 8 : Open B, 368
 gray: O, 89
 gray: 5 : 5, 343
 grease: Open 8 : Open B, 368
 greasy: Open 8 : Open B, 368
 great: Bent L : Bent L, 251
 greedy: 3 : 3, 332
 greedy: Bent 5 : Open B, 362
 green: G, 73
 greet: B, 48
 grey: 5 : 5, 343
 gridlock: 5 : 5, 337
 grief: S : S, 273
 grievance: C, 66
 grieve: S : S, 273
 grimace: X : X, 298
 grizzly: Bent 5 : Bent 5, 356
 grouchy: Bent 5, 142
 group: C : C, 211
 group: G : G, 228
 grow: Flattened O : C, 265
 grow up: Open B, 52
 guarantee: 1, 129
 guarantee: 1, 130
 guard: Open B : Open B, 176
 guard: C, 65
 guard: S : S, 271
 guess: C, 67
 guide: A : Open B, 156
 guilt: Open A : Open B, 164
 guilt: G, 74
 guilty: G, 74
 guitar: A : A, 155
 gulp: Bent 5, 145
 gum: Bent V, 106
 gum: X, 111
 gun: L : L, 247
- ## H
- habit: S : S, 270
 hair: F, 70
 haircut: V, 104
 hair dryer: L, 84
 half hour: 1 : Open B, 324
 Halloween: 1-I, 116
 hallway: Open B : Open B, 171
 halt: Open B : Open B, 189
 hamburger: C : C, 212
 hammer: S : S, 274
 hands: Open B : Open B, 181
 handsome: H, 77
 hang (by a rope): S, 98
 hang: X : 1, 301
 hang (by a rope): Y, 114

- hanger: X : 1, 301
 Hanukkah: 4 : 4, 334
 happen: 1 : 1, 308
 happy: Open B, 57
 happy: Open B : Open B, 177
 hard: Bent V : S, 294
 hard of hearing: H, 76
 hardship: Bent V : Bent V, 291
 harm: 1 : 1, 306
 harvest: Open B : Open B, 200
 haste: H : H, 231
 hat: Open B, 54
 hate: Open B : Open B, 172
 hate: 8 : 8, 363
 have: Bent B : Bent B, 204
 haven't: Open B, 52
 have to: X, 109
 Hawaii: H, 77
 Hawaiian: H, 77
 hay: Bent 5, 144
 hazardous: X : X, 296
 he: 1, 119
 head: Bent B, 61
 healthy: 5 : 5, 350
 hear: Open B, 55
 hear: 1, 122
 hearing aid: X, 111
 hearing person: 1, 121
 heart (romantic): 1 : 1, 312
 heart: Open 8, 148
 heart attack: Open 8 : Open B, 368
 heartbreak: S : S, 273
 heartfelt: Open 8, 148
 heaven: Open B : Open B, 182
 heavy: Bent B : Bent B, 202
 Hebrew: 5, 140
 height: 1 : Open B, 324
 helicopter: 5 : 3, 346
 hell: H, 76
 hello: B, 48
 hello: Open B, 52
 help: Open A : Open B, 164
 henpeck: X : 1, 300
 her: Open A, 46
 her (possessive): Open B, 50
 her: 1, 119
 here: Open B : Open B, 169
 heritage: H : H, 231
 herself: Open A, 43
 hi: B, 48
 hi: Open B, 52
 hide: A : Open B, 157
 high: H, 76
 high school: H, 78
 high society: 1-I, 116
 highway: H : H, 230
 hilarious: Bent V : Open B, 293
 hill: S : S, 280
 him: 1, 119
 himself: Open A, 43
 hinder: Open B : Open B, 191
 hindsight: V, 103
 hinge: Open B : Open B, 174
 hire: Open B, 51
 his: Open B, 50
 history: H, 76
 hit: S, 97
 hit (more than once): S : 1, 277
 hitch: X : X, 299
 hold: S : S, 270
 hold-up: L : L, 247
 hold up: X : X, 297
 holiday: 5 : 5, 342
 Holland: Y, 114
 holy: H : Open B, 235
 home: Flattened O, 91
 homely: 1, 127
 homely: 1 : 1, 330
 honest: H : Open B, 235
 honor: H, 77
 hook: X : X, 299
 hooked: X, 110
 hope: Bent B : Bent B, 203
 hope: 1, 130
 horrible: S : S, 277
 horrible: 8 : 8, 363
 horse: H, 77
 hospital: B, 48
 hospital: H, 78
 host: 5 : 5, 349
 hot: Bent 5, 144
 hot dog: C : C, 216
 hot temper: Open B : S, 197
 hour: 1 : Open B, 324
 house: Open B : Open B, 173
 how: Bent B : Bent B, 203
 however: 1 : 1, 309
 how many: S : S, 278
 how much: S : S, 278
 hug: S : S, 271
 huge: Bent L : Bent L, 251
 huh?: 1, 126
 humanity: K : K, 243
 humble: B, 47
 humble: Open B : Open B, 197
 humid: 5 : 5, 347
 humorous: H, 78
 humorous: Y : Y, 302
 hunger: C, 65
 hungry: C, 65
 hunt: L : L, 247
 hurray: X, 109
 hurry: H : H, 231
 hurt: 1 : 1, 306
 husband: Flattened O, 95
 hypocrite: Open B : Open B, 199
- ## I
- I: I, 80
 I: 1, 126
 I love you: L-I, 115
 I love you (casual): L-I : L-I, 304

- ice: 5 : 5, 350
ice cream: Open B, 56
ice cream: H : Open B, 234
ice cream: S, 98
ice skate: X : X, 298
idea: I, 79
identical: I : I, 310
idle: 5 : 5, 342
idle: 5 : 5, 342
if: F : F, 223
if: I, 79
ignorant: V, 103
ignore: Flattened O, 93
ignore: 4, 135
ill: Open 8 : Open 8, 365
illness: Open 8 : Open 8, 365
ill-tempered: Bent 5, 142
illustrate: I : Open B, 320
illustrator: I : Open B, 241
image: Open A : Open A, 158
imagine: I, 79
immediate: T, 102
immense: Bent L : Bent L, 251
impede: Open B : Open B, 191
impel: C, 62
impel: C : I, 215
imperative: F : F, 222
implement: Open A : S, 165
imply: V : Open B, 286
important: F : F, 222
impossible: Y : Open B, 303
impress: Open A : Open B, 163
improve: Open B : passive, 194
improvise: 4, 135
in: Flattened O : O, 261
in addition to: 5 : Flattened O, 351
in back of: Open A : Open A, 162
incident: I : I, 308
inclined: Open 8, 147
inclined: Open 8 : Open 8, 365
include: 5 : C, 351
incognito: Open B, 54
income: Open B : Open B, 200
in common: Y, 113
in common: Y : Y, 302
incompetent: C : S, 218
incorporate: 5 : C, 351
incorrect: Y, 115
increase: H : H, 233
indecision: V : B, 284
indeed: I, 125
independence: I : I, 239
independent: I : I, 239
India: Open A, 45
Indian: F, 70
indicate: I : Open B, 320
indifferent: Open B : Open B, 182
indifferent: Flattened O, 93
indignant: 5, 138
individual: Open B : Open B, 171
individual: I : I, 239
industrious: Open B : Open B, 182
inebriated: H, 76
inexpensive: Open B : Open B, 190
infant: Open B : Open B, 176
influence: Flattened O : B, 264
inform: Flattened O, 93
inform: Flattened O : Flattened O, 263
information: Flattened O, 93
information: Flattened O : Flattened O, 263
in front of: Open B, 54
initiate: I : Open B, 318
injure: Open A : Open A, 163
injure: I : I, 306
injustice: Open B : Open B, 201
innocent: H : H, 231
inquire: Open B : Open B, 174
inquire: X, 112
insane: 5, 136
insane: Bent 5, 143
insect: 3, 134
inside: Flattened O : O, 261
insignificant: F : F, 227
insist: X : Open B, 300
inspect: I : Open B, 321
install: Open A : Open B, 164
install: Open A : S, 165
install: Flattened O : C, 261
installments: Bent B : Open B, 208
institute: I : I, 240
instruct: Flattened O : Flattened O, 257
instructor: Flattened O : Flattened O, 257
insult: I, 120
insult: I : 5, 329
insurance: I, 79
integrate: Bent 5 : Bent 5, 355
integrity: Open B : Open B, 197
intelligent: I, 121
intelligent: Open 8, 147
intend: V : Open B, 286
interact: Open A : Open A, 160
intercept: Open B : Open B, 191
intercourse: V : V, 283
interest: Bent L, 87
interesting: Open 8 : Open 8, 368
interfere: Open B : Open B, 191
intermediate: Open B : Open B, 200
intermediate: Open 8 : Open B, 366
international: I : I, 241
interpret: F : F, 223
interrupt: Open B : Open B, 191
intersect: I : I, 309
interstate: H : H, 230
in the nick of time: F, 70

into: Flattened O : O, 261
 introduce (a topic) Open B :
 Open B, 170
 introduce (person): Open B :
 Open B, 172
 invent: 4, 135
 investigate: C, 63
 investigate: 1 : Open B, 321
 investment: Flattened O : C, 261
 invisible: Open B, 54
 involve: 5 : C, 351
 Ireland: Bent V : S, 294
 Irish: Bent V : S, 294
 iron: A : Open B, 156
 ironic: 1-I : 1-I, 305
 irritable: Bent 5, 142
 isolated: I : I, 239
 Israel: I, 80
 Israeli: I, 80
 it: 1, 119
 Italian: I, 79
 Italy: I, 79
 Italy: L, 86
 its: Open B, 50
 itself: Open A, 43

J

jacket: A : A, 154
 jail: 4, 133
 jail: 4 : 4, 334
 jam: I : Open B, 241
 Japan: I, 80
 Japan: L : L, 249
 Japanese: I, 80
 Japanese: L : L, 249
 jealous: I, 80
 jeans: 5 : 5, 347
 jelly: I : Open B, 241
 jerk: Open B, 59
 Jesus: Open 8 : 5, 369
 Jewish: 5, 140

job: S : S, 273
 join: F : F, 222
 join: H : O, 236
 join: 5 : 5, 347
 journey: Bent V, 105
 journey: 1 : 1, 313
 joy: Open B, 57
 joy: Open B : Open B, 177
 joy: Open B : Open B, 178
 judge: F : F, 223
 jump: V : Open B, 290
 junior: 1 : 5, 328
 justice: Bent B : Bent B, 202

K

keep: K : K, 243
 key: X : Open B, 300
 kick: B : B, 167
 kick the bucket (slang): Bent V :
 Bent V, 290
 kid: 1-I, 116
 kill: 1 : Open B, 320
 kind: Open B : Open B, 183
 kind: K : K, 243
 kind (type): Open 8, 148
 kind: Open 8, 148
 kindly: Open 8, 148
 king: K, 82
 kiss: Flattened O, 92
 kitchen: Open B : Open B, 187
 kitchen: K, 80
 kitchen: K : Open B, 245
 knack : F, 71
 kneel: Bent V : Open B, 293
 knife: H : H, 232
 knit: 1 : 1, 312
 knob: Bent 5, 142
 knock: A : Open B, 155
 knot: A : A, 154
 know: Bent B, 60
 knowledge: Bent B, 60

L

labor: S : S, 273
 ladder: S : S, 279
 lady: Open A, 46
 lady: 5, 137
 laid off: Open B : Open B, 186
 laid up: Bent V : Bent V, 290
 lame: 1 : 1, 313
 lamp: Flattened O, 92
 land: Flattened O : Flattened O,
 266
 landlord: L, 83
 landlord: L, 85
 language: L : L, 247
 last: Bent B, 60
 last: 1 : I, 240
 last week: 1 : Open B, 322
 late: Open B, 52
 lately: X, 110
 later: L : Open B, 248
 later on: Open B, 53
 Latin: H, 77
 Latin: L, 84
 laugh: L, 85
 laugh (hysterically): Bent 5 :
 Bent 5, 356
 laugh: 1 : 1, 311
 laughter: Bent V : Open B, 293
 laughter: 1 : 1, 311
 law: L : Open B, 248
 lawyer: L : Open B, 248
 layaway: Bent B : Open B, 208
 lazy: L, 85
 lead: A : Open B, 156
 leaflet: G : Open B, 229
 leaflet: Flattened O : Open B, 260
 lean: Open B : Open B, 176
 learn: 5 : Open B, 350
 leave: Open B : Open B, 199
 leave: 5, 139
 leave: 5 : 5, 336

- lecture: Open B, 53
 left (direction): L, 83
 leftover: 5 : 5, 336
 legislature: L, 85
 leisure: 5 : 5, 342
 lemon: L, 84
 lend: K : K, 242
 length: 1 : passive, 326
 less: Bent B : Open B, 206
 lessen: Bent B : Open B, 206
 lesson: Bent B : Open B, 208
 let: Open B : Open B, 171
 let: K : K, 242
 letter: Open A : Open B, 164
 letter writing: Baby O : Baby O, 257
 lettuce: Open B, 55
 lettuce: 5, 136
liar: B, 49
liar: 1, 124
 liberate: S : S, 271
 library: L, 83
 license: L : L, 247
 license: S : Open B, 276
 license plate: Bent L : Bent L, 251
 lid: Open B : S, 197
 lie: B, 49
 lie: 1, 124
 lie down: V : Open B, 285
 life: Open A : Open A, 159
 life: L : L, 247
 light: Flattened O, 91
 light (n.): 8, 146
 light (weight): Open 8 : Open 8, 364
 like: Open 8, 149
 limit: Bent B : Bent B, 201
 Lincoln: L, 84
 line: 1 : 1, 239
 line: 4 : 4, 334
 line up: 4 : 4, 334
 linguistics: L : L, 249
 lion: Bent 5, 142
 lipread: V, 103
 liquor: 1-I : 1-I, 305
 liquor: 1-I : S, 306
 list: Bent B : Open B, 208
 listen: Open B, 55
 little (size of object): Bent B : Open B, 206
 little bit: G, 73
 live: Open A : Open A, 159
 live: L : L, 247
 load: Bent B : Bent B, 204
 loan: K : K, 242
 loathe: Open B : Open B, 172
 loathe: 5 : 5, 341
 location: K : K, 241
 lock: X : Open B, 300
 locked into: S : S, 270
 locker: H : H, 232
 lonely: 1 : 1, 239
 lonely: 1, 124
 long: 1 : passive, 326
 long ago: 5, 136
 long-suffering: A, 41
 look: V, 102
 look down on: V, 102
 look for: C, 63
 look forward to: V : V, 282
 looks: 1, 120
 Lord: L, 85
 lose: Flattened O : Flattened O, 262
 lose (competition): V : Open B, 285
 lose weight: H : H, 233
 lost: Flattened O : Flattened O, 262
 lots: S : S, 278
 lots to do: G, 74
 loud: 1, 131
 lousy: 3, 134
 love: Open B : Open B, 177
 love: S : S, 271
 lovely: 5, 140
 lover: Open A : Open A, 159
 lower: Bent B : Bent B, 202
 lucky: Bent L : Bent L, 250
 lucky: Open 8, 147
 luggage: S, 98
 lunch: L, 84
 lunch: Flattened O, 94
 luncheon: Flattened O : Flattened O, 259
 lust: C, 65
 lust: 1, 125
- M**
- machine: Bent 5 : Bent 5, 355
 mad: Bent 5, 143
 mad: Bent 5, 144
 magazine: G : Open B, 229
 magazine: Flattened O : Open B, 260
 magic: S : S, 278
 mail: Open A : Open B, 164
 mail to: Flattened O, 92
 mainstream: 5 : 5, 339
 mainstream (negative meaning): 5 : 1, 346
 maintain: K : K, 243
 maintain: S : S, 275
 major (study): B : B, 167
 make: S : S, 272
 make fun of: 1-I : 1-I, 304
 make-up: Flattened O : Flattened O, 259
 male: C, 66
 man: C, 66
 man: Flattened O, 93
 man: 5, 137
 manage: X : X, 298

- manipulate: 5 : 5, 342
 mankind: K : K, 243
 manual: Open B : Open B, 181
 manual (booklet): G : Open B, 229
 manual (booklet): Flattened O : Open B, 260
 manufacture: S : S, 272
 manuscript: Open B : Open B, 186
 many: S : S, 278
 march: 5 : 5, 337
 market: Flattened O : Flattened O, 258
 marry: C : C, 212
 marvelous: 5 : 5, 336
 mass production: 4 : 4, 334
 match: Baby O : Open B, 255
 match: Bent 5 : Bent 5, 355
 mathematics: M : M, 252
 mature: Flattened O : C, 265
 matzoh: A : passive, 157
 may: A : A, 153
 may: Open B : Open B, 171
 may: Open B : Open B, 180
 may (allow): K : K, 242
 may: S : S, 269
 maybe: Open B : Open B, 180
 me (dramatic): Bent B, 61
 me: 1, 126
 me too: Y, 113
 mean (intend): V : Open B, 286
 mean: Bent 5 : Bent 5, 361
 meantime: 1 : 1, 307
 meanwhile: 1 : 1, 307
 measure: Y : Y, 302
 meat: Open F : Open B, 227
mechanic: V : 1, 288
 meddle: 1 : C, 330
 medical: M : Open B, 252
 medicine: Open 8 : Open B, 366
 medium: Open B : Open B, 190
 meet: 1 : 1, 309
 meeting: 5 : 5, 348
 melon: 8 : S, 364
 melt: 5 : 5, 346
 member: Bent B, 62
 member: M, 87
 memorize: Bent 5, 145
 memory: Open A : Open A, 163
 menstruate: A, 40
 -ment (suffix): M : Open B, 252
 mental: Bent B, 60
merchant: Flattened O : Flattened O, 258
 merciful: Open B : Open B, 183
 mercy: Open 8, 146
 merge: 5 : 5, 339
 merge: Bent 5 : Bent 5, 355
 merry: Open B, 57
 merry: Open B : Open B, 177
 mesh: Bent 5 : Bent 5, 355
 metal: S, 98
 metal: X, 112
 method: Open B : Open B, 171
 Methodist: Open B : Open B, 182
 middle: Open B : Open B, 200
 middle: Open 8 : Open B, 366
 midnight: Open B : passive, 194
 might: Open B : Open B, 180
 might (power): Open B : passive, 194
 might: S : S, 268
 might (power): 1 : passive, 328
 milk: C, 67
 million: Bent B : Open B, 207
 mind: 1, 121
 mine: Open B, 56
 mingle: Bent 5 : Bent 5, 357
minister: F, 69
 minus: 1 : Open B, 325
 minute: 1 : Open B, 325
 mirror: Open B, 53
 mischievous: 3, 134
 mischievous: 3 : 3, 332
 misconception: V, 103
 miser: Bent 5 : Open B, 362
 misplaced: Flattened O : Flattened O, 262
 miss: C, 67
 miss (regret the loss of): 1, 124
 miss class: Open 8 : Open 8, 365
 mistake: Y, 115
 misunderstand: V, 103
 mix: Bent 5 : Bent 5, 357
 mock (adj.): 1, 123
 mock: 1-I : 1-I, 304
 modern: Open B : Open B, 188
 modify: X : X, 298
 moist: 5 : 5, 347
 mom: 5, 137
 moment: 1 : Open B, 325
 Monday: M, 87
 Mondays: M, 87
 money: Flattened O : Open B, 260
 monkey: Bent 5 : Bent 5, 356
 monotonous: 1, 122
 month: 1 : 1, 317
 monthly: 1 : 1, 317
 moody: Bent 5, 142
 moon: Bent L, 86
 moose: 5 : 5, 340
 more: Flattened O : Flattened O, 258
 Mormon: M, 87
 morning: Open B : passive, 195
 moron: C : S, 218
 mortgage: Bent B : Open B, 208
 most: Open A : Open A, 161
 mother: 5, 137
 mother (honorific): 5 : 5, 341

motion picture: 5 : 5, 343
 motive: V : Open B, 286
 motor: Bent 5 : Bent 5, 355
 motorcycle: S : S, 269
 mouse: 1, 122
 move: Flattened O : Flattened O,
 258
 move away: Flattened O :
 Flattened O, 263
 move out: Flattened O :
 Flattened O, 263
 movie: 5 : 5, 343
 moving vehicle: 1, 133
 much: Bent 5 : Bent 5, 352
 mule: Open B : Open B, 199
 mull over: Flattened O, 91
 multiple: S : S, 278
 multiply: K : K, 243
 murder: 1 : Open B, 320
 music: Open B : passive, 196
 must: X, 109
 my: Open B, 56
 myself: Open A, 45

N

nab: C : H, 217
 nab: Bent V : 1, 294
 nag: X : 1, 300
 naked: Open 8 : S, 367
 name (n.): H : H, 233
 named: H : H, 231
 nap: 5, 139
 napkin: Open B, 56
 narrate: Open F : Open F, 228
 narrow: Open B : Open B, 171
 narrow-minded: 1, 128
 nation (native): H : S, 237
 Native American: F, 70
 natural: H : Open B, 236
 naturally: H : Open B, 236
 naught: O : O, 253

nauseating: Bent 5, 144
 near: Open B : Open B, 192
 nearby: F, 71
 nearly: Open B : Open B, 188
 necessary: X, 109
 neck (v.): S : S, 272
 necktie: H, 77
 need: X, 109
 negative: 1 : Open B, 325
 neglect: 4, 135
 neighbor: Open B : Open B, 192
 nephew: N, 88
 nerd: Open B, 59
 nerve: Bent V, 106
 nervous: 5 : 5, 338
 nervy: Bent V, 106
 net: 4 : 4, 334
 never: B, 47
 nevertheless: Open B : Open B,
 182
 new: Open B : Open B, 188
 news: Flattened O, 93
 news: Flattened O : Flattened O,
 263
 newspaper: Open B : Open B,
 186
 newspaper: G : Open B, 230
 New York: Y : Open B, 303
 next: Open B : Open B, 191
 next: Open B : Open B, 191
 next door: Open B : Open B, 192
 next to: Open B : Open B, 192
 next week: 1 : Open B, 322
 next year: S : S, 279
 nice: Open B : Open B, 186
 niece: N, 88
 night: Bent B : passive, 209
 no: Open N, 88
 no (quantity): O : O, 252
 noise: 1, 132
 noisy: 1, 132

nominate: F : O, 225
 none: O, 89
 none: O : O, 252
 noon: Open B : passive, 195
 north: N, 88
 nosy: 1 : C, 330
 not: Open A, 45
 not: Open B : Open B, 169
 not guilty: Open B : Open B, 201
 nothing: F : F, 221
 nothing: O : O, 253
 nothing: O : O, 254
 nothing: S, 100
 nothing special: F : F, 221
 nothing to it: F : F, 221
 nothing to it: 5, 142
 notice: 1 : Open B, 320
 notify: Flattened O, 93
 notify: Flattened O : Flattened O,
 263
 not yet: Open B, 52
 now: Y : Y, 301
 nude: Open 8 : S, 367
 nuisance: Open 8, 146
 number: Flattened O :
 Flattened O, 259
 numerous: S : S, 278
 nurse: H : Open B, 235
 nut: Open A, 44

O

obese: Y : Open B, 303
 obese: Bent 5 : Bent 5, 354
 obey: S : S, 277
 object (n.): Open B, 51
 object (v.): C, 66
 objection: C, 66
 objective: 1 : 1, 315
 obligated to: X, 109
 obligation: Bent B : Bent B, 204
 obnoxious: Bent 5, 144

- obscure: 5 : 5, 344
 observe: V, 102
 observe: 1 : Open B, 320
 obstinate: Open B, 58
 obstruct: Open B : Open B, 191
 obtain: 5 : 5, 349
 occasionally: 1 : Open B, 323
 occur: 1 : 1, 308
 ocean: W, 108
 odd: C, 63
 odor: Open B, 54
 of course: H : Open B, 236
 off: Open B: Open B, 184
 offer: Open B : Open B, 170
 office: O : O, 253
 officer: Bent 5, 144
 often: Open B : Open B, 200
 often: Bent B : Open B, 207
 off the subject: 1 : 1, 316
 oh, I see: Y, 113
 oil: Open 8 : Open B, 368
 okay: Open B : Open B, 188
 old: C, 67
 old hat (slang): 5, 142
 Olympics: F : F, 224
 omen: V : Open B, 284
 on: Open B : Open B, 184
 once: 1 : Open B, 323
 once in a while: 1 : Open B, 323
 one: 1, 116
 one dollar: 1, 119
 one half: 1, 126
 one hundred: 1, 126
 one-to-one: 1 : 1, 309
 one week ago: 1 : Open B, 322
 onion: X, 112
 only one: 1, 119
 onto: H : H, 233
 onward: Open B : Open B, 168
 oops: Bent 5, 145
 open (horizontal): B : B, 165
 open (vertical): B : B, 166
 open a book: Open B : Open B, 175
 open door: B : B, 167
 open drawer: Bent 5 : Bent 5, 360
 open-mouthed: Bent V : Bent V, 292
 open window: B : B, 167
 operate: Open B : Open B, 185
 operation: Open A : Open B, 164
 opinion: O, 89
opponent: 1 : 1, 306
 opportunity: Open A : Open A, 158
 opportunity: O : O, 254
 oppose: Open B : Open B, 189
 oppose: 1 : 1, 306
 opposite: 1 : 1, 306
 oppress (an individual):
 Open B : 1, 198
 oppress: 5 : S, 345
 optimistic: 1 : 1, 317
 or: Open A : Open A, 160
 or: V : V, 283
 or: 1 : L, 327
 oral: Bent V, 105
 orange: C, 67
 oration: Open B, 53
 order (n.): Open B : Open B, 171
 order: 1, 124
 order: 1 : 1, 311
 ordinary: Open A, 44
 organization: C : C, 211
 organization: O : O, 253
 Oriental: 1 : 1, 311
 originate: 1 : Open B, 318
 orphan: O, 90
 other: A, 42
 ought: X, 109
 our: Open B, 57
 ours: Open B, 57
 ourselves: Open A, 45
 outline: Bent B : Open B, 208
 oven: Open B : Open B, 184
 over: Open B : Open B, 184
 over: Open B : Open B, 186
 over: 5 : 5, 339
 overflow: Flattened O : Open B, 265
 overlook: Open B, 54
 oversleep: 5, 141
 over there: 1, 118
 owe: 1 : Open B, 321
 own: Flattened O, 92
- P**
 pack: Flattened O : Flattened O, 258
 package: Open B : Open B, 179
 page: Open A : Open B, 164
 page: Open B : Open B, 186
 pah!: 1 : 1, 308
 pail: 1 : passive, 326
 pain: 1 : 1, 306
 paint: Open B : Open B, 189
 pale: Flattened O, 93
 pamphlet: G : Open B, 229
 pamphlet: Flattened O : Open B, 260
 pancake: Open B : Open B, 187
 pants: Open B : Open B, 175
 pants: 5 : 5, 347
 paper: Open B : Open B, 186
 parade: 5 : 5, 337
 paragraph: C : Open B, 214
 parallel: 1 : 1, 307
 paranoid: I, 79
 paranoid: I : I, 240
 paranoid: K, 81
 pardon (n.): Bent B : Open B, 208
 pardon (v.): Bent B : Open B, 208
 parents: K, 82

- parents: 5, 137
 park (vehicle): 3 : Open B, 331
 parole: Bent B : Open B, 208
 part: Open B : Open B, 193
 part: Bent B : Bent B, 203
 partial to: B : B, 168
 partial to (an individual): B : I, 168
 participate: F : F, 222
 participate: H : O, 236
 party: K : K, 242
 party: V : Open B, 285
 party (v.): 5 : 5, 336
 pass by: A : A, 155
 pass by: I : I, 309
 passion: C, 65
 Passover: K : S, 246
 past: Bent B, 60
pastor: F, 69
 path: Open B : Open B, 171
 patience: A, 41
 patient: A, 41
 patient (ill person): K, 83
 patrol: C, 65
 patronize: V : V, 282
 pay: I : Open B, 321
 pay attention: Open B : Open B, 170
 peace: Open B : Open B, 179
 peach: K, 82
 peach: 5, 140
 peanut: Open A, 44
 pear: Bent 5 : Flattened O, 362
 pee: K, 82
 pen: F : B, 225
 penalty: I : passive, 327
 pencil: Baby O : Open B, 255
 penis: K, 82
 penniless: Bent B, 61
 penny: I, 121
 pension: C, 66
 people: K : K, 243
 pepper: F, 69
 Pepsi: I, 79
 perceive: V, 103
 percent: O, 89
 perfect: F : F, 221
 perfect: K : K, 242
 perform: Open A : Open A, 161
performer: Open A : Open A, 161
 perhaps: Open B : Open B, 180
 peril: Open A : Open A, 163
 period: A, 40
 period: Baby O, 90
 permanent: Open A : Open A, 159
 permission: K : K, 242
 permit: Open B : Open B, 171
 permit: K : K, 242
 perplexed: I, 127
 persevere: Open A : Open A, 159
 persist: A : A, 153
 persist: Open A : Open A, 159
 persistent: Open B, 58
 person: Open B : Open B, 171
 person: K : K, 241
 personality: K, 83
 perspire: Bent 5 : Bent 5, 354
 persuade: X : X, 297
 pest: Open 8, 146
 pet (n.): Open B : Open B, 200
 pet (v.): Open B : Open B, 200
 petty: F : F, 221
 Philadelphia: K, 80
 philosophy: K, 81
 phone (n.): Y, 114
 phone (v.): Y, 114
 photocopy: C : Open B, 217
 photograph: C : Open B, 214
 photograph (v.): Bent L : Bent L, 251
 physical: Open B : Open B, 177
 physician: Bent B : Open B, 206
 physician: D : Open B, 219
 physician: M : Open B, 252
 physics: X : X, 297
 piano: 5 : 5, 336
 pick on: X : I, 300
 picnic: Open B : Open B, 175
 picnic: Bent B : Bent B, 203
 picture: C : Open B, 214
 pie: Open B : Open B, 199
 piece: K : Open B, 244
 pig: Open B, 59
 pig (insult): Bent B, 62
 pill: F, 72
pilot: L-I, 115
 pin (jewelry): G, 75
 pink: K, 82
 pity: Open 8, 146
 pizza: Bent V, 104
 placard: Bent L : Bent L, 250
 place: K : K, 241
 plain: Open B : Open B, 186
 plan: Open B : Open B, 171
 plane: L-I, 115
 plant (n.): Flattened O : C, 265
 plate: Bent L : Bent L, 249
 platter: Bent L : Bent L, 249
 play: Open A : Open A, 161
 play (v.): Y : Y, 301
 play cards: X : X, 299
 play drums: A : A, 154
 play piano: 5 : 5, 336
 plea: Bent 5 : C, 359
 pleasant: 5 : 5, 337
 please: Open B, 57
 pleasure: Open B : Open B, 178
 pledge: I, 129
 pledge: I, 130
 plenty: 5 : S, 345
 plug: V : I, 289
plumber: V : I, 288
 plumbing: V : I, 288

- plus: 1 : 1, 317
 poetry: K : Open B, 246
 poetry (ASL): S, 100
 poignant: Open B, 148
 point: Baby O, 90
 point (n.): 1 : 1, 316
 poison: K, 81
 poison: K : Open B, 245
 poison: Bent V : Bent V, 291
 police: C, 65
 polish: A : Open B, 155
 politics: K, 81
 politics: 1, 126
 pollution: Open B, 59
 pond: W, 109
 ponder: Flattened O, 91
 ponder: 1 : 1, 314
 poor: 5 : passive, 352
 pop up: 1 : Open B, 319
 popular: 1 : 1, 312
 popular: 5 : 1, 346
 popular: Bent 5 : 1, 359
 position: K : K, 241
 positive: 1 : 1, 317
 possess: Bent B : Bent B, 204
 possible: A : A, 153
 possible: S : S, 269
 postage: H : H, 234
 postage: H : Open B, 236
 posterity: Open B : Open B, 181
 postpone: F : F, 224
 potato: Bent V : S, 294
 pound: H : H, 232
 power: Open B : passive, 194
 power: S : S, 268
 power: 1 : passive, 328
 practice: A : 1, 157
 praise: Open B : Open B, 175
 pray: Open B : Open B, 174
 preach: F, 69
preacher: F, 69
 precise: F : F, 221
 precise: K : K, 242
 precise: Baby O : Baby O, 254
 predict: V : Open B, 284
 prefer: Open B, 58
 prefer: Open B, 147
 pregnant: 5, 139
 pregnant: 5 : 5, 340
 prejudice: Open B : Open B, 189
 preparatory (year): 1 : 5, 328
 prepare: Open B : Open B, 171
 present (here): Open B : Open B,
 169
 present (gift): X : X, 296
 present (give): X : X, 296
 presentation: Open B, 53
 presently: Y : Y, 301
 preserve: V : V, 284
 preserve: V : S, 288
 president: C : C, 215
 press: A : Open B, 156
 pressure (an individual):
 Open B : 1, 198
 pressure: 5 : S, 345
 pretend: 5 : 1, 350
 pretty: 5, 140
 prevent (me): Open B : Open B,
 176
 prevent: Open B : Open B, 176
 prevent: Open B : Open B, 191
 previous: Bent B, 60
 previously: Open B, 53
 price: X : Open B, 299
 pride: Open A, 46
 priest: G, 73
 prim: 1-1, 116
 principal: K : S, 246
 principle: K : Open B, 245
 print: G : Open B, 230
 prison: 4 : 4, 334
 privacy: A, 41
 private: A, 41
 privileges: Open B : Open B, 188
 probe: C, 63
 problem: Bent V : Bent V, 291
 procedure: Bent B : Bent B, 205
 proceed: Open B : Open B, 168
 process: Bent B : Bent B, 205
 procession: 5 : 5, 337
 proclaim: 1 : 1, 311
 procrastinate: F : F, 224
 procure: 5 : 5, 349
 prod: X : X, 297
 produce: S : S, 272
 profession: K : 1, 246
 professional: K : B, 244
professor: Flattened O :
 Flattened O, 257
 profit: F, 72
 program: K : Open B, 245
 progress: Bent B : Bent B, 205
 prohibit: L : Open B, 248
 promise: 1, 129
 promise: 1, 130
 promote: Bent B : Bent B, 202
 prone to catch a disease: 5, 141
 proof: Open B : Open B, 188
 propaganda: S : S, 275
 proper: 1 : 1, 318
 prophecy: V : Open B, 284
prophet: V : Open B, 284
 propose: Open B : Open B, 170
 prosper: 1 : 1, 308
 protect: Open B : Open B, 176
 protect: S : S, 271
 proud: Open A, 46
 provide: Flattened O :
 Flattened O, 258
 pry: 1 : C, 330
psychiatrist: K : Open B, 244
 psychiatry: K : Open B, 244
 psychology: Open B : Open B, 190

public: K : K, 243
 public: 1, 121
 publicize: S : S, 275
 public school: 1, 130
 publish: G : Open B, 230
 pull: A : A, 152
 pull: X : X, 299
 pumpkin: 8 : S, 364
 punch: S, 97
 punish: 1 : passive, 327
pupil: 5 : Open B, 350
 purchase: Flattened O : Open B, 260
purchaser: Flattened O : Open B, 260
 pure: Open B : Open B, 186
 pure: K : B, 244
 purple: K, 81
 purpose: V : Open B, 286
 purpose: 1 : 1, 315
 purse: A, 40
 pursue: Open A : Open A, 162
 put: Flattened O : Flattened O, 258
 put down: Flattened O : Open B, 264
 put off: F : F, 224
 puzzle (game): Open A : Open A, 160
 puzzled: 1, 127
 puzzled: Bent 5 : Bent 5, 357

Q

quake: 1 : 1, 307
 quarrel: 1 : 1, 312
 queen: G, 74
 queer: C, 63
 query: X, 112
 question (v.): X, 112
 quick: T : T, 281
 quiet: B : B, 166

quit: H : O, 237
 quiz: G, 73
 quiz: X, 112
 quiz: 1 : 1, 330
 quote: Bent V : Bent V, 290

R

rabbi: R : R, 267
 rabbit: H : H, 230
 race: Open A : Open A, 161
 radio: Bent 5, 143
 radio: Bent 5 : Bent 5, 353
 railroad: H : H, 233
 railroad: R, 96
 rain: Bent 5 : Bent 5, 353
 raise: Open B : Open B, 169
 raise: H : H, 233
 raised: Open B, 52
 ranch: 5, 137
 range: Open B : Open B, 190
 rapid: T, 102
 rapid: T : T, 281
 rat: R, 96
 rather: Open B, 58
 rather: Open 8, 147
 rational: R, 96
 rationale: R, 96
 reach: Open B : Open B, 188
 react: R : R, 267
 read: V : Open B, 286
 ready: R : R, 266
 real: 1, 125
 realize: R, 96
 really: 1, 125
 really?: 1, 126
 reap: Open B : Open B, 200
 rear: Bent B, 60
 reared: Open B, 52
 reason: R, 96
 rebel: S, 98
 recall: Open A : Open A, 163
 receive: 5 : 5, 349
 recently: X, 110
 reception: Flattened O : Flattened O, 259
 receptive: 3, 134
 reckless: V, 103
 reckon: 1, 120
 reckon: 1 : 1, 314
 recline: V : Open B, 285
 recognize: Bent B, 60
 recognize: 1 : Open B, 320
 recollect: Open A : Open A, 163
 recommend: Open B : Open B, 170
 record (v.): Flattened O : Open B, 264
 red: 1, 123
 redeem: S : S, 271
 reduce: Bent B : Open B, 206
 refer: Bent B : Open B, 209
 refined: 5, 138
 refuge: S : S, 280
 refuse: Open A, 44
 regardless: Open B : Open B, 182
 register: Flattened O : Open B, 264
 regress: Open B : passive, 193
 regret: A, 42
 regular: 1 : 1, 318
 regulate: X : X, 298
 regulation: R : Open B, 268
 rehabilitate: Open A : Open B, 164
 rehabilitation: R : Open B, 267
 rehearse: A : 1, 157
 reign: X : X, 298
 reinforce: R : S, 268
 reinforce: S : S, 275
 reject: Open A, 43
 reject: Bent B : Open B, 210
 rejoice: Baby O : Baby O, 255

- relationship: F : F, 222
 relatives: 1 : 1, 314
 relax: Open B : Open B, 177
 relax: R : R, 267
 relay (operator service): R : R, 266
 relief: B : B, 166
 relief: S : S, 271
 religion: F : B, 225
 religion: R, 97
 religious: F : B, 225
 religious: R, 97
 relinquish: A : A, 158
 rely: 1 : 1, 317
 remain: Open A : Open A, 159
 remain: Y, 113
 remark: 1, 121
 remember: Open A : Open A, 163
 remind: Open A : Open A, 163
 remind (one person): Bent B : 1, 209
 remorse: A, 42
 remove: C : Open B, 217
 remove: T, 102
 remove: Bent 5 : Open B, 362
 renown: 1 : 1, 312
 repair: Flattened O : Flattened O, 258
 repair: S : S, 274
 repeat: Bent B : Open B, 207
 repent: A, 42
 replace: F : F, 223
 reply: R : R, 267
 reply: 1 : 1, 311
 report: R : R, 267
 represent: 1 : Open B, 320
 reprimand: 1, 119
 request: Open B : Open B, 174
 require: R : Open B, 268
 require: X : Open B, 300
 rescue: S : S, 271
 research: R : Open B, 268
 research: Bent V : Bent V, 290
 research: 1 : Open B, 321
 reservation: S : S, 273
 reserve: S : S, 273
 reserve : V : V, 284
 reserve: V : S, 288
 reserved: Bent B : Bent B, 201
 reside: Open A : Open A, 159
 residence: Open B : Open B, 173
 residential school: I : I, 240
 resign: H : O, 237
 resolve: 1, 131
 respect: R, 96
 respond: 1 : 1, 311
 response: R : R, 267
 responsibility: Bent B : Bent B, 204
 rest: Open B : Open B, 177
 rest: R : R, 267
 rest room: R, 96
 rest room: T, 100
 restaurant: R, 96
 restrain (feelings): Bent 5, 145
 restrict: Bent B : Bent B, 201
 retaliate: Baby O : Baby O, 254
 retire: Open B : Open B, 177
 retire: H : O, 237
 retired: 5 : 5, 342
 retired: 5 : 5, 342
 retirement: 5 : 5, 342
 return: 1 : 1, 317
 reunion: Baby O : Baby O, 255
 revenge: Baby O : Baby O, 254
 reverse: Open B : Open B, 177
 reverse: 1 : 1, 306
 review: 1 : 5, 329
 revolting: Bent 5, 144
 reward: X : X, 296
 rich: Flattened O : Open B, 265
 ride (horse, bike): V : B, 284
 ride a bicycle: S : S, 272
 ride a motorcycle: S : S, 269
 ridicule: 1-1 : 1-1, 304
 ridiculous: Y, 114
 rifle: L : L, 247
 right (direction): R, 95
 right (correct): 1 : 1, 318
 right away: T, 102
 rights: Open B : Open B, 188
 ring: Open F : Open B, 227
 ring bell: Open A : Open B, 163
 ring bells: S : Open B, 276
 rip: Baby O : Baby O, 254
 rip off: Open 8 : Open B, 366
 rise: Open B : Open B, 169
 rivalry: Open A : Open A, 161
 river: W, 108
 road: Open B : Open B, 171
 roam: 1, 117
 roam: 1 : 1, 313
 rob: V : passive, 290
 robbery: L : L, 247
 rock: S : S, 273
 roller skate: Bent V : Bent V, 292
 rolling in the aisles (slang):
 Bent V : Open B, 293
 room: Open B : Open B, 179
 room: R : R, 267
 roommate: Bent 5 : Bent 5, 353
 rooster: 3, 134
 rot: 5 : 5, 346
 rough: Bent 5 : Open B, 357
 round-trip: A, 42
 royalty: C, 66
 rub: A : Open B, 155
 rubber: X, 112
 rude: Bent V, 106
 rude: Bent 5 : Open B, 357
 ruin: X : X, 299
 rule: R : Open B, 268
 rule (control): X : X, 298

- ruler: Y : Y, 302
 rumor: G : G, 230
 run (operate): Open B : Open B, 185
 run: Bent L : Bent L, 252
 runaway: I : Open B, 319
 run out: C : Open B, 217
 rush: H : H, 231
 Russia: 5 : 5, 342
 Russian: 5 : 5, 342
- S**
- sad: 5 : 5, 337
 safe: S : S, 271
 salad: Bent 5 : Bent 5, 355
 salary: Open B : Open B, 200
 sale: Flattened O : Flattened O, 258
salesclerk: Flattened O : Flattened O, 258
 salt: V : H, 287
 same: Y, 113
 same: Y : Y, 302
 same: I : I, 310
 sample: S : Open B, 276
 sandals: X : 5, 301
 sandpaper: A : Open B, 155
 sandwich: Open B : Open B, 175
 sandwich: Bent B : Bent B, 203
 Santa Claus: C, 64
 sarcasm: I-I : I-I, 305
 Satan: 3, 134
 Satan: 3 : 3, 333
 satisfied: B : B, 167
 Saturday: S, 97
 Saturdays: S, 97
 sausage: C : C, 216
 save: S : S, 271
 save: V : V, 284
 save: V : S, 288
 saw: Open B : Open B, 186
 say: I, 121
 scale: H : H, 232
 scales: Bent B : Bent B, 205
 scared: Flattened O : Flattened O, 263
 scared: I : I, 307
 scared: 5 : 5, 338
 schedule: 5 : 5, 344
 school: Open B : Open B, 187
 school for the deaf: I : I, 240
 science: Open A : Open A, 160
 scissors : V, 104
 scold: I, 119
 scorn: V, 102
 scorn: V : V, 282
 Scotch: 4, 135
 Scotland: 4, 135
 Scots: 4, 135
 scramble: Bent 5 : Bent 5, 357
 scrape: Bent B : Open B, 207
 scream: Bent 5, 143
 screwdriver: H : Open B, 235
 sculpt: Open A : Open B, 163
 sculpture: Open A : Open A, 158
 seal: S : Open B, 276
 search: C, 63
 seasoning: O, 89
 seat: H : H, 233
 second: L, 84
 second: I : V, 328
 secondly: I : V, 328
 secret: A, 41
 security: C, 65
 see: V, 103
 seek: C, 63
 seem: Open B, 54
 seize: 5 : 5, 349
 select: F, 72
 select: Open F : V, 228
 self: Open A, 45
 self-control: Bent 5 : Bent 5, 360
 selfish: 3 : 3, 332
 selfish: Bent 5 : Open B, 362
 sell: Flattened O : Flattened O, 258
seller: Flattened O : Flattened O, 258
 Senate : S, 99
 send: Bent B : Open B, 209
 send: Flattened O, 92
 send away: Bent B : Open B, 209
 senile: Bent 5, 146
 senior: 5 : 5, 343
 sensation: Open 8, 148
 sense: Open 8, 148
 sensitive: Open 8, 148
 sentence: F : F, 222
 separate: Bent B : Bent B, 203
 sermon: F, 69
 serve: Open B : Open B, 180
 serve: Open B : Open B, 180
server: Open B : Open B, 180
 service: Open B : Open B, 180
 set up: Open A : Open B, 164
 set up: Open A : S, 165
 several: A, 42
 sex: X, 111
 Shabbat: O : passive, 254
 shall: Open B, 52
 shame: Bent B, 61
 shape: Open A : Open A, 158
 share: Open B : Open B, 190
 sharp: A : Open B, 156
 sharp: H : H, 232
 shave: Y, 114
 she: Open A, 46
 she: I, 119
 sheep: V : passive, 288
 shelter: S : S, 280
 shelve it (slang): V : I, 288
 shield: S : S, 271
 shine shoes: A : Open B, 155

- shiny: Open 8 : Open B, 366
 ship: 3 : Open B, 331
 shirk: Open A : Open A, 162
 shiver: S : S, 269
 shock: Bent 5 : Bent 5, 354
 shoes: S : S, 270
 shoot: L, 85
 shoot: L : L, 247
 shop: Flattened O : Open B, 260
 shopping: Flattened O : Open B, 260
 short (height): Bent B, 60
 short: H : H, 233
 shot (liquor): Bent L, 86
 should: X, 109
 shout: Bent 5, 143
 shovel: A : A, 153
 show (n.): Open A : Open A, 161
 show (v.): 1 : Open B, 320
 shower: Flattened O, 93
 show off: Open A : Open A, 161
 show up: 1 : Open B, 319
 shut: B : B, 165
 shut up: 5, 140
 shy: Bent B, 61
 sick: Open 8 : Open 8, 365
 sick of it (slang): Open 8, 147
 sieve: 4 : 4, 334
 sign: H : Open B, 235
 sign language: 1 : 1, 314
 signature: H : Open B, 235
 significant: F : F, 222
 signify: V : Open B, 286
 signify: 1 : Open B, 320
 signs: 1 : 1, 314
 silly: Y, 114
 similar: 1 : 1, 310
 simple: Open B : Open B, 186
 simple: Bent B : Bent B, 205
 sin: 1 : 1, 306
 since: 1 : 1, 310
 sincere: H : Open B, 235
 sing: Open B : passive, 196
 single (person): 1, 123
 sister: Open A, 47
 sister: L : L, 248
 sit: H : H, 233
 situation: S : 1, 277
 size: Y : Y, 302
 skeptical: Bent V, 105
 ski: S : S, 268
 ski: X : X, 297
 skill: A : Open B, 156
 skim (v.): C : Open B, 213
 skinny: I : I, 241
 skip class: 1 : Open 8, 329
 skunk: F, 73
 slacks: Open B : Open B, 175
 slacks: 5 : 5, 347
 slander: B, 49
 sleep: Open B, 55
 sleepy: Open B, 58
 sleepy: 5, 139
 slender: I : I, 241
 slight (insult): Open B : Bent B, 197
 slight: G, 73
 slightly: Baby O, 91
 slippers: B : C, 168
 sloppy: 5, 137
 slow: Bent B : Open B, 209
 small (height): Bent B, 60
 small: G, 73
 smart: 1, 121
 smart: Open 8, 147
 smell: Open B, 54
 smile: 1 : 1, 311
 smoke (v.): V, 104
 snake: Bent V, 105
 snob: 1-I, 116
 snow: 5 : 5, 338
 so: 5 : 5, 335
 soap: Bent B : Open B, 206
 soccer: B : B, 167
 socialize: Open A : Open A, 160
 socks: 1 : 1, 314
 soda pop: Open 8 : S, 369
 so far: 1 : 1, 310
 soft: Bent 5 : Bent 5, 360
 soil: Flattened O : Flattened O, 257
 soiled: 5, 138
soldier: A : A, 153
 sole: 1, 119
 so long: Open B, 52
 some: Open B : Open B, 193
 somebody: 1, 119
 someday: Open B, 53
 someone: 1, 119
 something: 1, 119
 sometimes: 1 : Open B, 323
 son: Flattened O, 95
 soon: F, 71
 sophisticated: 1-I, 116
 sophomore: 1 : 5, 328
 sorry: A, 42
 sort: K : K, 243
 sort: Open 8, 148
 soul: F : F, 224
 sound: 1, 122
 soup: H : H, 234
 soup: H : Open B, 234
 sour: 1, 123
 south: S, 97
 spaghetti: I : I, 239
 Spain: X : X, 297
 Spanish (Spaniard): X : X, 297
 speak: 1, 121
 specialize: B : B, 167
 specialty: B : B, 167
 species: Open 8, 148
 specific : Baby O : Baby O, 254
 specific: 1 : 1, 316

- speculate: 1, 120
 speculate: 1 : 1, 314
 speech: Open B, 53
 speech: Bent V, 105
 speechless: Bent V : Bent V, 292
 speechread: V, 103
 spell: 5, 136
 spend (time): Baby O : Baby O, 256
 spend: Flattened O : Flattened O, 261
 sphere: Bent 5 : Bent 5, 352
 spice: O, 89
 spider: Bent 5 : Bent 5, 354
 spill: Flattened O : Flattened O, 263
 spirit: F : F, 224
 spit: 3, 134
 splendid: 5 : 5, 336
 split: Open B : Open B, 175
 spoil: X : X, 299
 sponsor: S : S, 275
 spoon: H : H, 234
 spoon: H : Open B, 234
 sports: Open A : Open A, 161
 spread: Flattened O : Flattened O, 263
 spring: Flattened O : C, 265
 squander: Flattened O : Open B, 265
 squirrel: Bent V : Bent V, 293
 stage: S : passive, 276
 stairs: Open B : Open B, 180
 stairs: Bent V, 105
 stamp: H : H, 234
 stamp: H : Open B, 236
 stand: A, 41
 stand: V : Open B, 285
 stand up (to audience):
 Open B : Open B, 169
 stand up: V : Open B, 286
 standard: Y : Y, 302
 stars: 1 : 1, 313
 start: 1 : Open B, 318
 state (geography): S : Open B, 276
 statement: Open F : Open F, 228
 statement: 1, 121
 statue: Open A : Open A, 158
 statute (law): S : Open B, 276
 stay: Open A : Open A, 159
 stay: Y, 113
 steady date: A : A, 152
 steak: Open F : Open B, 227
 steal: V : passive, 290
 steps: Open B : Open B, 180
 stern: Bent V, 106
 still: Open A : Open A, 159
 still: Y, 113
 still: Y : Y, 302
 stingy: 3 : 3, 332
 stingy: Bent 5 : Open B, 362
 stockings: 1 : 1, 314
 stone: S : S, 273
 stoned: H, 76
 stop: Open B : Open B, 189
 store: Flattened O : Flattened O, 258
 store: V : V, 284
 store: V : S, 288
 storm: 5 : 5, 336
 storm: Bent 5 : Bent 5, 356
 story: Open F : Open F, 228
 story: 5 : 5, 348
 straight: Open B : Open B, 197
 strange: C, 63
 strategy: Open B : Open B, 171
 stray: 1 : 1, 317
 street: Open B : Open B, 171
 strength: S : S, 268
 stress: Open A : Open B, 163
 stress (an individual): Open B : 1, 198
 stress: 5 : S, 345
 stretch: S : S, 269
 strict: Bent V, 106
 strike: S, 98
 strike (more than once): S : 1, 277
 string: I : I, 239
 stroke: Open B : Open B, 200
 struggle: 1 : 1, 307
 stubborn: Open B, 58
 stubborn: Open B : Open B, 199
 stuck: V, 104
 stuck-up: 1-1, 116
student: 5 : Open B, 350
 study: 5 : Open B, 344
 stupid: A, 40
 stupid: V, 103
 sturdy: S : S, 268
 subject: Bent V : Bent V, 290
 subscription: C, 66
 subsequently: L : Open B, 248
 substance: Open F : Open B, 227
 subtitle: F : F, 222
 subtract: C : Open B, 217
 subtract: Bent 5 : Open B, 362
 succeed: 1 : 1, 307
 sucker: X, 109
 suddenly: T, 102
 sue: Open B : Open B, 189
 suffer: S : S, 273
 suffering: S : S, 273
 sufficient: 5 : S, 345
 sugar: H, 78
 suggest: Open B : Open B, 170
 suitcase: S, 98
 sum: 5 : 5, 347
 summarize: C : C, 216
 summer: 1, 127
 summon: Open B : Open B, 199
 sun: C, 64
 sun: 1, 128

- Sunday: Open B : Open B, 170
 sunrise: O : passive, 253
 sunset: O : passive, 254
 sunshine: 1, 128
 superficial: Open B : Open B, 185
 superintendent: C : C, 215
 superior: Open A, 44
 superstition: 1, 127
 supervise: K : K, 242
supervisor: K : K, 242
 supply: Flattened O, 91
 support: S : S, 275
 suppose: I, 79
 suppress: Bent 5, 145
 suppress feelings: Bent 5 : Bent 5, 360
 sure: 1, 125
 surface: Open B : Open B, 185
 surgery: Open A : Open B, 164
 surprise: Baby O : Baby O, 256
 surrender: A : A, 158
 survive: Open A : Open A, 159
 survive: L : L, 247
 suspect: 1, 127
 suspend: X : X, 297
 sustain: S : S, 275
 swallow: 1, 125
 swallow: 1 : C, 326
 swear: Y : 1, 304
 swear: 1, 129
 swear: 1, 130
 swear: Bent 5, 145
 sweat: Bent 5 : Bent 5, 354
 sweater: A : A, 154
 sweet: Open B, 56
 sweetheart: Open A : Open A, 159
 swell: 5, 138
 swelled head (slang): Bent L : Bent L, 250
 swift: T, 102
 swimming: Open B : Open B, 169
 switch: V, 102
 switch: X : X, 298
 symbol: S : Open B, 276
 sympathy: Open 8, 146
 synagogue: T : S, 281
- T**
- table: Open B : passive, 196
 table it (slang): V : 1, 288
 tackle: C : H, 217
 take: Bent 5, 144
 take advantage: Open 8 : Open B, 366
 take a pill: F, 72
 take away: Bent 5 : Open B, 362
 take care: Open A, 43
 take care of: K : K, 242
 take cover: A : Open B, 157
 take pictures: Bent L : Bent L, 251
 take up: 5 : 5, 349
 talent: A : Open B, 156
 talk: 1 : 1, 315
 talk: 4, 135
 talk to oneself: 1 : 1, 239
 tall: Bent B, 60
 tall: 1 : Open B, 324
 tame: Open B : Open B, 200
 tan: T, 101
 tardy: Open B, 52
 task: S : S, 273
 taste: Open 8, 147
 tax: X : Open B, 299
 tea: F : O, 226
 teach: Flattened O : Flattened O, 257
teacher: Flattened O : Flattened O, 257
 team: T : T, 281
 tear: Baby O : Baby O, 254
 tears: 1 : 1, 315
 tease: X : X, 299
technician: Open 8 : Open B, 367
 technology: Open 8 : Open B, 367
 tedious: 1, 122
 telegram: X : 1, 301
 telephone (n.): Y, 114
 telephone (v.): Y, 114
 tell: 1, 124
 tell a story: Open F : Open F, 228
 tell a story: 5 : 5, 348
 temperate: Open B : Open B, 190
 temperature: 1 : 1, 317
 temple: T : S, 281
 tempt: X : passive, 300
 temptation: X : passive, 300
 tend: Open 8, 147
 tend: Open 8 : Open 8, 365
 tendency: Open 8, 147
 tent: V : V, 283
 tent: 1-I : 1-I, 305
 terminate: Open B : S, 198
 terrible: S : S, 277
 terrible: 8 : 8, 363
 terror: 5 : 5, 338
 test: 1 : 1, 330
 testimony: Open B, 53
 than: Open B : Open B, 185
 thankful: Open B : Open B, 176
 thanks: Open B, 56
 Thanksgiving: G, 74
 Thanksgiving: Open N, 88
 thank you: Open B, 56
 that: Y : Open B, 303
 that one: Y, 115
 The Netherlands: Y, 114
 theater: Open A : Open A, 161
 their: Open B, 51
 theirs: Open B, 51
 them: 1, 118

- theme: Bent V : Bent V, 290
 themselves: Open A, 43
 then: 1 : L, 327
 then: 5 : 5, 339
 theory: I, 79
 there: 1, 118
 thereabouts: 5, 135
 therefore: Baby O, 90
 thermometer: 1 : 1, 317
 they: 1, 118
 thick-skulled: C : S, 218
 thief: H : H, 231
 thin: I : I, 241
 thing: Open B, 51
 things: Open B : Open B, 170
 think : 1, 121
 thirst: 1, 125
 thirsty: 1, 125
 this: 1 : Open B, 321
 thongs: X : 5, 301
 thoroughfare: H : H, 230
 thoughtful: 1, 120
 thousand: Bent B : Open B, 207
 thread: I : I, 239
 threat: Open A : Open A, 163
 through: Open B : 5, 198
 throughway: H : H, 230
 throw (away): S, 99
 thruway: H : H, 230
 Thursday: H, 75
 Thursday: T, 101
 Thursdays: H, 75
 Thursdays: T, 101
 thus: Baby O, 90
 ticket: Bent 3 : Open B, 333
 tie: A : A, 154
 tie: H, 77
 time (abstract): T : Open B, 281
 time: X : S, 300
 time out: Open B : Open B, 185
 tiny: G, 73
 tired: Bent B : Bent B, 204
 title: Bent V : Bent V, 290
 to: 1 : 1, 316
 toast: V : Open B, 287
 today: Y : Y, 301
 today: Y : Y, 304
 toil: S : S, 273
 toilet: T, 100
 tolerance: A, 41
 tolerate: Open B : Open B, 171
 tolerate: K : K, 242
 toll: X : Open B, 299
 tomato: 1 : S, 327
 tomorrow: Open A, 44
 too: 1 : 1, 310
 too late: H : H, 238
 tooth: 1, 123
 topic: Bent V : Bent V, 290
 top-secret: A, 41
 torment: X : X, 299
 torn: Baby O : Baby O, 254
 tornado: 1 : 1, 313
 total: 5 : 5, 347
 Total Communication: T : C,
 281
 touch: Open 8 : Open B, 366
 touching: Open 8, 148
 tough: S, 99
 tough: S : S, 268
 tough: Bent V : Bent V, 292
 tour: Bent V, 105
 tournament: Bent V : Bent V, 291
 tow: X : X, 299
 toward: 1 : 1, 316
 towel: Open B : Open B, 183
 town: Open B : Open B, 173
 trade: F : F, 223
 trade: X : X, 298
 trade places: V, 102
 tradition: S : S, 270
 traffic: 5 : 5, 337
 traffic: 5 : 5, 343
 trail: Open B : Open B, 171
 train: H : H, 233
 translate: F : F, 223
 translate: T : T, 280
 translate: T : T, 282
 transliterate: T : T, 280
 transliterate: T : T, 282
 trapped: V, 104
 travel: Bent V, 105
 travel: 1 : 1, 313
 treasure: Bent 5, 145
 treat (v.): Flattened O :
 Flattened O, 261
 tree: 5 : passive, 345
 trick: A : 1, 158
 trick: 1-I : 1-I, 305
 trip: Bent V, 105
 trip: 1 : 1, 313
 triumph: X, 109
 triumph: 1 : 1, 308
 trivial: F : F, 227
 trivial: 5, 142
 trouble: B : B, 167
 trousers: 5 : 5, 347
 true: 1, 125
 truly: 1, 125
 trust: 1, 133
 trust: Bent 5 : Bent 5, 361
 truthful: H : Open B, 235
 try: A : A, 153
 try: T : T, 280
 Tuesday: T, 101
 Tuesdays: T, 101
 tumbler: C : Open B, 213
 turkey: G, 73
 turn around: 1 : 1, 317
 turn back: 1 : 1, 317
 turn down: Open A, 43
 turtle: A : Open B, 156
 twice: V : Open B, 287

twine: I : I, 239
 twins: T, 101
 two-faced: Open B : Open B,
 199
 two of us: K, 81
 type: K : K, 243
 type (v.): Bent 5 : Bent 5, 356
 type: Open 8, 148
 typewriter: Bent 5 : Bent 5, 356

U

ugly: 1, 127
 ugly: 1 : 1, 330
 umbrella: S : S, 274
 unable: 1 : 1, 318
 uncertainty: V : B, 284
 uncle: H, 77
 unclear: 5 : 5, 344
 underneath: Open B : Open B,
 184
 understand: S, 100
 unfair: F : F, 224
 uniform: Y : Y, 302
 unimportant: F : F, 227
 unique: F : 1, 226
 unite: F : F, 222
 unite: 5 : 5, 347
 United States: H, 78
 universal: Y : Y, 302
 university: Open B : Open B, 187
 university: H : Open B, 235
 unskilled: C : S, 218
 until: 1 : 1, 316
 up: 1, 117
 upbringing: Open B, 52
 upgrade: Open B : passive, 194
 uphold: S : S, 275
 uplift: Open B : Open B, 172
 upset: Open B, 57
 upstairs: 1, 117
 up to here: B, 50

urge: X : X, 297
 urine: K, 82
 us: H, 78
 us: 1, 125
 use: H, 76
 use: H : S, 237
 used to: H : S, 237
 used to be: 5, 136
 usual: Open A, 44
 usually: H : S, 237
 utilize: H, 76
 utilize: H : S, 237

V

vacant: Open 8 : S, 367
 vacation: 5 : 5, 342
 vagina: L : L, 247
 vague: 5 : 5, 344
 vain: V : V, 282
 value: F : F, 222
 value: Bent 5, 145
 vanilla: V, 102
 vanish: 5 : C, 351
 vanity: V : V, 282
 variety: 1 : 1, 313
 vehicle: 1, 133
 vend: Flattened O : Flattened O,
 258
 vendor: Flattened O : Flattened O,
 258
 verdict: 1, 131
 very: V : V, 283
 very close: F, 71
 very religious: F : B, 225
 vice-versa: V, 102
 victory: Baby O : Baby O, 255
 victory: X, 109
 videotape (v.): Open B : Open B,
 193
 videotape (n.): V : Open B, 289
 vie: Open A : Open A, 161

view: V, 102
 village: Open B : Open B, 173
 violate: Open A : Open A, 163
 visit: V : V, 283
 vital: F : F, 222
 vital: X, 109
 vitamin: V, 102
 vocabulary: G : 1, 229
 vocabulary: V : 1, 288
 voice: V, 104
 void: Open 8 : S, 367
 volleyball: Open B : Open B, 170
 volunteer: F, 72
 vomit: 5 : 5, 341
 vote: F : O, 225
 vow: 1, 129
 vow: 1, 130

W

wait: 5 : 5, 338
 waiter: Open B : Open B, 180
 wait on: Open B : Open B, 180
 waitress: Open B : Open B, 180
 wake up: G : G, 229
 wake up: Baby O : Baby O, 256
 walk: Open B : Open B, 180
 walk: 3 : 3, 331
 walking (one person): 1, 117
 wander: 1, 117
 wander: 1 : 1, 313
 want: Bent 5 : Bent 5, 353
 war: W : W, 295
 war: 4 : 4, 333
 warm: O, 90
 warm: Bent 5, 146
 warm-hearted: Open 8, 148
 warn: Open B : Open B, 185
 was: Bent B, 60
 wash: A : A, 154
 wash (bathe): A : A, 154
 wash: Open B : Open B, 183

- wash (clothes): Bent 5 : Bent 5, 357
 wash dishes: Open B : Open B, 186
 washing machine: Bent 5 : Bent 5, 357
 Washington (state): W, 108
 waste: Flattened O : Open B, 265
 watch (n.): F : S, 226
 watch: V, 102
 watch: V : S, 287
 water: W, 107
 watermelon: 8 : S, 364
 waver: S : S, 271
 way: Open B : Open B, 171
 we (two): K, 81
 we : W, 108
 we: 1, 125
 weak: Bent 5 : Open B, 358
 wealthy: Flattened O : Open B, 265
 wear: H, 76
 wear: H : S, 237
 wear: 5 : 5, 341
 weary: Bent B : Bent B, 204
 weather: W : W, 295
 wedding: 5 : 5, 348
 Wednesday: W, 106
 Wednesdays: W, 107
 week: 1 : Open B, 321
 weekly: 1 : Open B, 321
 weep: 1 : 1, 315
 weigh: H : H, 232
 weight: H : H, 232
 weird: C, 63
 weird: W, 107
 welcome: Open B, 51
 welfare: C, 66
 well: Open B : Open B, 196
 well: 5 : 5, 350
 well!: 5 : 5, 335
 west: W, 106
 wet: 5 : 5, 347
 what?: D : D, 219
 what: G, 74
 what: 1 : Open B, 323
 what?: 5 : 5, 335
 what?: 5 : 5, 335
 what are you doing?: D : D, 219
 what if: I, 79
 what's happening?: D : D, 219
 what's new: Open 8 : Open 8, 364
 what's up: Open 8 : Open 8, 364
 what-to-do: G, 74
 wheelchair: 1 : 1, 309
 when: 1 : 1, 315
 whenever: Open B : Open B, 182
 where: 1, 118
 whether: Open A : Open A, 160
 which: Open A : Open A, 160
 while: 1 : 1, 307
 whiskey: 1-I : 1-I, 305
 whiskey: 1-I : S, 306
 whisper (hearing people): Open B, 55
 white person: Flattened O, 93
 white (object): 5, 141
 who: L, 85
 who: 1, 120
 whole: Open B : Open B, 192
 whole: 5 : C, 351
 whom: L, 85
 whom: 1, 120
 why: Open B, 59
 why: L, 86
 why: L-I, 115
 wicked: Open B, 56
 wide: Open B : Open B, 171
 width: Open B : Open B, 171
 wife: Open A, 47
 will: Open B, 52
 willing: Open B, 57
 willing: Open B : Open B, 178
 win: Baby O : Baby O, 255
 win: Bent 5 : S, 363
 wind: 5 : 5, 336
 window: B : B, 167
 wine: W, 107
 winter: S : S, 269
 winter: W : W, 295
 wise: X, 110
 wish: C, 65
 with: A : A, 152
 withdraw: Open B : Open B, 199
 without: A : A, 158
 withstand: A, 41
 witness: V, 102
 witness: 1, 129
 wolf: 5, 140
 woman: Open A, 46
 woman: 5, 137
 wonder: 1, 120
 wonder: 1 : 1, 314
 wonderful: 5 : 5, 336
 won't: Open A, 44
 wood: Open B : Open B, 186
 word: G : 1, 229
 work: S : S, 273
 world: W : W, 296
 worry: B : B, 167
 worse: K : K, 243
 worsen: Open B : passive, 193
 worship: W : W, 296
 worth: F : F, 222
 worthless: F : F, 227
 would: Open B, 52
 wrench: V : 1, 288
 wrestling: 5 : 5, 339
 write: F : B, 225
 write: Baby O : Open B, 255
 wrong: Y, 115

X

xerography: C : Open B, 217

Xerox: C : Open B, 217

Y

year: S : S, 274

yearly: S : S, 279

yell: Bent 5, 143

yellow: Y, 113

yes: S, 97

yesterday: Open A, 44

yesterday: Y, 115

yet: Y : Y, 302

yield: A : A, 158

yield: Open B, 57

yield: Open B : Open B, 178

you: 1, 118

young: Bent B : Bent B, 204

your: B, 50

you're a riot (slang): 5, 138

yours (singular): B, 50

yours (plural): Open B, 51

yourself: Open A, 43

yourselves: Open A, 43

youth: Bent B : Bent B, 204

Z

zap: H, 75

zealous: Open B : Open B, 182

zero: O, 89

zero: O : Open B, 253

zip: A, 42

zip: A : A, 155

zip: O, 89

zipper: A, 42

zipper: A : A, 155

This page intentionally left blank



Acknowledgments

Producing a reference book of this nature would not have been possible without a tremendous amount of cooperation and assistance from Deaf acquaintances, Deaf service workers, interpreters, and patient teachers of American Sign Language.

One of the first teachers to become interested in this reference was Amy Falardo of West Palm Beach, Florida, whose classes I attended at Palm Beach Community College. She encouraged me and worked with me during her free periods. She gave me advice on the classification of handshapes as well as many suggestions for the arrangement of illustrations. I also owe a great deal to Beth Bystrycki, a Deaf woman from Wellington, Florida, who is very active in the Deaf Service Center of Palm Beach and the local Deaf club. She spent a great deal of her time tutoring me and was kind enough to include me in several Deaf club activities.

I would like to thank Patty Mullin, a teacher at the State University of New York in New Paltz, for her support of my idea and for generously including me in her classes.

My mother-in-law, Esther Shulman of Royal Palm Beach, deserves special thanks for the enormous amount of time she spent cutting and pasting illustrations and checking entries in the index as well as for her continued belief in me and my project.

My wife Susan was a constant source of inspiration. She never complained about the expenses or the mess or the time I devoted to the dictionary, but instead was the one person who would get me back on track whenever I became discouraged.

I would like to thank Emily Perl Kingsley, Richard Evans of Academic Study Associates, Don Metlay, and Morrie Brown for their encouragement, support, and frequent worthwhile suggestions.

The contribution of Marianne Gluszak Brown, cannot be overstated. Not only did she aid in the categorizing and placement of the more than 1600 sign illustrations, but she also supervised the selections of glosses, monitored the

correctness of the illustrations, prepared original descriptions for every sign, and wrote the introductory sections on American Sign Language.

A guardian angel must have guided me to Valerie Nelson-Metlay. We could not possibly have found an artist who brought more skill to such an enormous task. Each person represented in the illustrations is unique. Each shows the wide variety of individuals one might find in the Deaf community, and each has his or her own personality with a puckish quality that makes it a joy to turn the pages. For her contribution, as well as for Marianne's, I will be forever grateful.

Finally, to Ivey Pittle Wallace, our editor at Gallaudet University Press, my sincere thanks. She recognized the value of the arrangement of our dictionary when it was first brought to her attention and supported me enthusiastically throughout the ensuing years. Without her devotion, this work would never have come to fruition.

R. T.

I want to thank my mother, Barbara Drumm, for introducing me to Richard Tennant, whom she had tutored in American Sign Language (ASL). As a student of ASL, Richard had been frustrated by the sign dictionaries then in use. I had heard similar frustrations from my students and wondered when someone would publish a dictionary that did not depend on the users already knowing an English gloss in order to find its corresponding sign. Richard showed me a rough draft of a dictionary he was working on. Here it was—a dictionary organized by ASL handshapes, not by English glosses. I should not have been surprised to find that it took a student with a student's perspective to come up with an ASL version of a two-way dictionary.

Throughout our collaboration, Richard has impressed me with his energy, tenacity, and dedication in staying true to a student perspective. I believe it helped to keep this book fresh and original.

I am grateful to Susan Tennant for her support throughout the project. Her charm and diplomacy helped us all to keep on an even keel through the occasionally rough waters of collaboration.

Additionally, I am indebted to Val Nelson-Metlay for patiently working and reworking her illustrations when my guidance as a first-time author was not always clear. When I was uncertain about the merit of my comments and

suggestions, I had only to see her sweet smile, sense of humor, and the final product to realize how intuitively she was able to transcend my inexperience. As a renowned illustrator she brought the most experience to this project, and, I might add, the most grace. As luck would have it, her husband, Don Metlay, is a linguist and was keenly interested in the integrity of the book. I have not taken all of his suggestions, but they helped keep me and the book honest.

As a member of the American Sign Language Teachers Association and the Registry of Interpreters for the Deaf, I am ever aware of the contributions of my students and colleagues to my professional growth. I am particularly indebted to those who were willing to review sections of the manuscript and give me feedback. They have helped to ensure the quality and integrity of this work.

I will always be grateful to Gallaudet University Press for taking a chance on two unknown authors. I cannot thank them enough for giving us this opportunity.

I especially thank my husband, Morrie, for helping me through this project. He encouraged me to do this book when I was uncertain that I had the requisite skills to accomplish it. Among the many tasks he kindly assumed was the creation of software applications that enabled me to write the sign descriptions and to edit the work in progress. His only reward was to see the book come to fruition and to know that his wife will remember his generosity of time and spirit.

To my mother, Barbara Drumm, my father, Joe Gluszak, and my step-mother, Mabel Gluszak, I owe a debt of gratitude for raising me with a love and appreciation for sign language and the Deaf world.

And to my grandmother, Lee Green, whose unwavering support of all my endeavors has been a lifelong inspiration to me.

M.G.B.