

Part I

IMPLOSION

VIKTOR SCHAUBERGER
and the
PATH of NATURAL ENERGY


Compiled by Riley Hansard Crabb

& Thomas Maxwell Thompson

1985 Revised Edition of Implosion Instead of Explosion

TABLE OF CONTENTS

Viktor Schauburger and His Discoveries By Leopold Brands tatter	1
Implosion At First Hand, from The 1977 July-Aug Journal of Borderland Research By Riley Crabb.....	34
Viktor Schauburger and His Work, from The 1979 May-June Journal of Borderland Research. By Albert Zock	39
Nature Was My Teacher By Viktor Schauburger From the German by Albert Zock,- Pt.1.....	48
- Pt. 2	54
Diffusion a la Viktor Schauburger By Albert Zock	59
Integration of the Lifeblood of the Earth from the November 1953 PENDULUM (Vol 4, No 2) By Ellen V. Wilmont Ware.....	61



Viktor Schauberger with his experimental home power unit
in October 1955.

IMPLOSION INSTEAD OF EXPLOSION

Viktor Schauberger and his Discoveries

By Leopold Brandstatter

The Natural Solution to the Energy Problem Through Diamagnetism and Etheric Forces, Second Edition, 1955

THE SIGNIFICANCE OF DIPOLARITY

It has been clearly and conclusively established already that technology in its various experimental and practical attempts to produce useful energy resorts only to pressure forces (water, steam, air or gas pressure) or that it makes either direct, or indirect use of the heat of combustion to produce expansion and explosion - again pressure forces -- which it then converts to useful energy.

Thus we have established the fact that so far technology has only partly recognized the significance of Nature's polarity. Only after having explored the above mentioned deeper psychological factors do we begin to understand why it has seemed preferable to utilize the pressure component. This totally one-sided attitude in regard to the production of energy is responsible for the fact that the essential balance of the bipolar structure of the basic natural elements has been severely upset and all life on earth put in gravest danger of extinction.

All life has its secret in dipolarity. Without opposite poles there can be no attraction, and no repulsion. Without attraction and repulsion there can be no movement, and without the latter, no life. Light calls for darkness, because without darkness it would have no meaning. The alternation of warmth and cold, of day and night is also of greatest importance to our planet. While one side of the earth is cooling, its other side is getting warmer. These temperature differences produce a constant flux which results in a spiral rotation just as it happens with hot and cold air fronts whose meeting results in cyclones and hurricanes. There are even differences in the earth's weight, because on its warm side the weight increase is absolute and on the cold side specific. This, together with the magnetic forces, produces a declining rotational movement. The temperature differences exert a constant pressure which sets the masses in motion as it seeks compensation.

The counterpart of heat is cold; of the negative - positive;

of the masculine - feminine, etc.

ALL OPPOSITE POLES ARE ESSENTIAL TO NATURE

Opposites represent an integral part of nature's course which, in reality, does not describe a complete circle but a spiral. This observation, though of the greatest importance, has failed to attract the attention it deserves. All that lives (at this level of consciousness or being) moves between two opposites, between two poles -- hence dipolarity -- spiralling upwards toward enlightenment and purification, or downwards through deterioration and degeneration toward ruin. This depends on whether the driving force is centripetal (that is, concentric -- toward the center) or centrifugal (that is, excentric -- toward the outside). The excentric or centrifugal force leads to destruction, the concentric or centripetal force leads to growth and enrichment. This is equally true of material and of spiritual matters.

BALANCING NEGATIVE WITH POSITIVE

In the Tabula Smaragdina, the oldest of Arian Writs, we find the following significant words cut in the emerald: "Combine the heavenly with the earthly in accordance with the Laws of Nature, and health and happiness shall be yours as long as you live." Only the finest elements should be mated and blended if one wishes to obtain each time a finer and higher product. To mate, means to unite and to stimulate two opposites, the positive and the negative. The negative attracts the positive and the latter is drawn to the negative. Sunlight, which is positive, fertilizes the negative grain seed in the womb of the earth. A constant exchange of emissions between the positive atmosphere and the negative geosphere brings the seed to life. In this case it can be truly said: "She partly drew him down, he partly let himself sink." (Goethe: The Ballad of the Fisherman)

Union between the offspring of the earth and the descendants of the sun gives rise to life in the physical realm which is directed by the Etheric forces. The latter, on the other hand, have their own higher counterpart. The negative offspring of the earth capture the positive descendants of the sun and this produces a constant automatic movement. In the spring of the year, when the temperature and light conditions are relatively favorable, the positive rays of the sun (light) induce germination in the negative grains or seed. Therefore, to combine, means to stimulate and produce various gradients of potential. This in turn produces movement which is the very basis of life, so that everything is in constant flux (panta rhei).

Although the world is animated by a single universal force, this force can be divided into two contrasting elements -- the pressure component, and the suction component. In this case, Nature's dipolarity expresses itself in the form of two differ-

exit types of motion. Each of these types manifests itself through certain specific phenomena and represents one of the two components of the force which animates and activates the whole universe. The secret of the normal and good life consists of achieving the proper balance or blend of these two components. (see "Tabula Smaragdina". This is pure Cabala. All occult science, East and West, bases itself on this principle, Chokmah and Bina, Osiris and Isis, Orpheus and Eurydice. The whirling Hooked Cross, the Swastika, is the symbol. Revolving counter-clockwise, centrifugal, it is negative. Revolving clockwise, centripetal, it is positive.)

USE CENTRIPETENCE TO OVERCOME GRAVITY

The pressure component leads to Centrifugence, friction, increased heat and gravitation; while the suction component leads to Centripetence, cooling, absence of friction and levitation -- which makes it possible to overcome gravity. While friction may produce even white heat, fire. Centripetence produces a temperature drop which may reach what is known as the State of Anomaly which, in the case of water, +4° Centigrade. However, this is possible only if one uses Schauberger's suction spiral, a device which, on the whole, is still unknown.

Each living entity has its specific and characteristic point of Anomaly. This should be understood as the temperature or fever-less condition, that is, the optimum degree of warmth required by its species to develop and proliferate.

Until now technology has recognized only one type of motion, the type which raises the temperature through friction and pressure. Even ancient tribes knew that fire could be produced by rubbing together wood or stones; but it took Viktor Schauberger to discover a new type of motion producing not heat, but a temperature drop, reaching at times the point of Anomaly. This can be accomplished by tightly winding or coiling either air or water through a spiral curved channel of special design.

In this process the medium - air or water - is drawn almost without friction toward a central point, condensed in a special manner and at the same time cooled. A biological vacuum (negative pressure) is created which, on its part, augments the suction acting on air or water. Until now this possibility has been overlooked in technology, and yet it offers totally new perspectives in regard to energy production. Friction creates in a machine conditions comparable to fever, conditions which cannot be normal, since they tax materials excessively and burn them out.

People and animals do not develop fever because of work. They may get hot but their blood temperature remains relatively constant. Normal conditions in machinery can be achieved by or through implosion and impansion with the best possible results in regard to the preservation of materials. It would seem ob-

vious that man's duty is not to waste and squander as quickly as he can the resources of the earth, but to preserve and conserve them. Machinery design, therefore, should avoid all material waste and should ensure at the same time durability. Our unscrupulous modern technology and economy, unfortunately, have been moving in the opposite direction.

THERE ARE TWO WAYS TO GO

The two types of motion which nature employs give rise to the following phenomena:

- (a) "Centrifugence" - resistance to friction
pressure
temperature rise
biological deterioration
- (b) "Centripetence" - absence of friction
suction
temperature drop
biological improvement

"Centrifugence", which is a scattering of force, is slowed down by natural causes, because the resistance it encounters grows as the square of its velocity, following the well known formula $W=MV^2$. Were it not for this fact, matter would risk being destroyed, or would be in danger of being broken up into atoms. The opposite is true of "Centripetence". Its effective force undergoes no deceleration, since there is virtually no friction, and grows, instead, as the square of its velocity. Centripetence contracts, conserves, condenses and therefore benefits life. It attracts and absorbs without producing pressure.

It is obvious therefore that as a result of the natural laws the effective power of centrifugal motion is never as great as that of centripetal motion, the first being destructive, the second constructive. Were the destructive force more powerful than the constructive force the universe would not exist. (The Christ is Centripetence. The Anti-Christ is Centrifugence.) Unfortunately our whole technology has committed the error of choosing the destructive force as a means to its own ends, and this tragic choice of the mode of propulsion and motivation, having completely disrupted the ratios and balance of nature, has brought it to a blind alley. Instead of applying by preference, as nature does, centripetence which permits producing energy almost at no cost, it has done the opposite. This has resulted in an over consumption of raw materials, in an explosion and exploitation of natural resources, until now the very destruction of atoms has been reached.

Centrifugence increases pressure and heat. Centripetence has a cooling effect and generates condensing reactive forces. It never cools beyond the point of anomaly. We know that while moderate chilling and moderate cold conserves, refreshes and pre-

serves, rising temperatures lead to heat, putrefaction and combustion.

THE CABALISTIC PRINCIPLE OF BALANCE

In order to subsist, life must have both heat and cold. Exposure to excessive heat and light produces cancer in organic tissues (but living organic tissues); in dead organic tissues it produces rapid putrefaction and decay. Cold, on the other hand, preserves, consolidates and arrests disintegration. For this reason, food can be preserved only by applying cold. With the temperature at +4° C. Thus cold is as important to life as warmth. Man must strike the golden mean between the two in order to realize the best conditions for his development and propagation.

All mechanical movement is the outcome of attraction and repulsion. However, the dominant factor regulating motion is not the pressure component, as assumed by our whole fire technology of steam pressure, hydraulics, electrical power, gas pressure, atomic fission, etc., but the suction component. So far, however, this component has been completely neglected by our technology and overlooked in mechanics. The tragic end of our civilization and culture is therefore inevitable, unless the new type of energy which can be produced by means of suction can be utilized in the form of implosion and impansion for industrial purposes.

At its second and higher phases, Centripetence generates magnetic forces, namely what is known as diamagnetism -- a special type of vital energy lacking which no creature can survive.

As we see, there is one type of motion which determines a temperature rise, another which determines temperature drop. Now then, these systems of motion should be organized and adjusted in such a way as to have the constructive forces representing always over 50% of the total. When this ratio is exceeded, which of course should never be allowed to happen, synthesis becomes too rapid and there is maximum activation of the so-called etheric form of carbons, a maximum which equals approximately 94%, plus 4 to 6% condensed oxygen. Conversely, by destroying these products of synthesis one obtains a product containing only 4 to 5% high-grade substances and an excess of accumulated solar energy wastes, that is, complete peroxidation. (See also effects of radioactivity). A peroxidation of energy concentrates leads to a hyperacidity of the blood and lymph due to a deficiency of high-grade substances, then to cell damage, cell destruction and cancer.

Therefore, for the sake of his well-being, man should be careful not to resort to fire technology alone; that is, to that type of motion which produces friction and Centrifugence. In order to create for himself healthy, normal conditions, to get the best out of life -- or make his life better, he should ap-

ply rather the planetary type of motion which is not Centrifugal, excentric, but primarily Centripetal, that is, concentric.

In nature there is definitely no such thing as homogeneous motion. The predominantly Centripetal type of motion which produces diamagnetic levitation is based exclusively on the spiral. Only this motion permits the planets to orbit freely around the sun following their predetermined paths. This could not be the result of gravitation alone, but also of their own powers of levitation. Only the proper balance between gravitation and levitation, between the attractive and the pressure forces makes it possible for the individual planets and the various solar systems to move along their courses, as parts of Spiral Nebulae.

THE SIGNIFICANCE OF THE SPIRAL

Without the Spiral there can be no levitation. This represents the opposite of gravitation -- an observation which has yet to be made by orthodox science. All we know about levitation -- that is, the art of overcoming gravity -- has come down to us only through the Secret Teachings (for instance the Whirling Dervishes of the Middle East). The geometrical spiral is the basis of all planetary movement. It represents the motion which is employed by nature as a means of ascent and purification. In 1919 it was found by Viktor Schauberger that the spiral can be adapted to technical uses in the form of a suction impeller. Today only its opposite, the pressure impeller, is being used; while the suction impeller is still unknown.

Centripetal motion, in contrast to Centrifugal motion, is not circular but spiral. All that moves in a circle remains in one place both spatially and biologically and becomes arrested in its development. That which is arrested in its development is forced to regress. There is no standstill in nature; in the universe there is only advance and retreat.

Technologists are still quite unaware that the only path to growth and rise is the spiral. The consequences of this seemingly harmless oversight are nevertheless catastrophic. Centrifugence produces friction and friction produces fire. It eliminates water and robs the soil of its fertility. The soil, only temporarily stimulated by artificial fertilizers, is hastened in its truly cancerous process and becomes gradually barren. One of the economic consequences of this oversight is the looting of natural resources and their total depletion, which brings about political unrest, wars, increasing spiritual and sexual impotence, degeneracy and finally the end of culture and civilization.

"The spiral represents an upward path" (Infinity 1/10). Nature requires a type of motion which is primarily planetary, spiral, because this type heats neither the water, or as the case may be, the air serving as the medium of motion, nor the implosion motor -- the design of which must embody the system

of spiral curves presented by the original model - but which cools them instead to their natural point of anomaly.

This anomaly is the natural boundary line between the positive atmosphere and the negative geosphere with their different potentials. This explains nature's constant unrest. Optimum conditions for life are found within this boundary zone which, in humans and animals, is the normal blood temperature. Motors, too, have a certain atmospheric state of anomaly in which they function best or, as in the case of our current engines, in which their pressure and performance reach the highest peak.

THE LIFE BLOOD OF THE EARTH

When water, the life blood of the earth, is centrifuged or exposed to excessive, unfiltered solar radiation, its temperature rises. It develops a "fever", due to the decentralizing reactive forces which are generated in the process. This brings life to the harmful microorganisms which may be present in the water, since their growth is stimulated by higher temperatures. They begin to proliferate rapidly and deprive the physical primum-geniture (water) of its vital energy, so that as soon as it has exceeded a certain temperature - this limit begins already at +9° Centigrade - it becomes lifeless and dies for lack of high-grade elements, becoming more and more shallow and unpalatable.

However, if we restore in this congenitally diseased, "cancerous" water its original, that is, primarily planetary, radio-axial movement by means of special vessels and devices, its temperature falls and the pathogenic bacteria die in the absence of temperature which allows them to proliferate. This does not mean, however, that cooling with ice or by other artificial means will restore the original properties of water which has been heated. This can be achieved only by using spiral geometric curves capable of restoring the water's diamagnetism and of re-generating its etheric forces.

Water deteriorates when its temperature exceeds a certain limit, whether due to overheating and overexposure to light, or to the action of compressor turbines, water wheels, pressure pumps, etc., whereupon such valuable fish as trout, salmon, etc., can no longer breed. During the spawning season these species, as we know, have to migrate upstream toward the head of the river, where the water temperature is +4° C, since their young, lacking the necessary adaptability, can develop only at this temperature.

This is also the reason why the spiral should be used for technical purposes, releasing and making available unsuspected supplies of power. This however, can be accomplished not through explosion - the spiral cannot be used in internal combustion engines - but through impansion and implosion; not through destruction but through consolidation, synthesis and purification.

Today, preference is given in general to a type of motion

which is centrifugal, thus excentric, resulting in high energy losses and being responsible for the criminally wasteful exploitation of natural raw materials, seeing that it wastes far more than it produces. This is a type of motion which represents in nature a cancerogenic factor.

Unfortunately, it has not occurred to science so far that Centripetence permits achieving the very opposite of what is produced by Centrifugence. Nature knows how to protect herself from all danger. It is quite helpless only when it faces such totally destructive devices as atomic bombs. Even Centrifugence is destructive because of heat and the decentralizing reflected radiations it produces. The opposite is true of Centripetence or the spiral movement.

ELIMINATION OF COSTLY FUELS AND NUCLEAR FISSION

This fact proves not only that truly unbelievable supplies of energy can be mobilized, but also that this can be done almost without expenditure, since the method requires neither costly fuels nor nuclear fission; and only a small amount of water or air, which is refined in the process. The pull of the suction spiral can yield any required amount of energy. Remembering that during hurricanes and cyclones the same suction forces are at work and that they lift easily tons of sea water, whole buildings, or even railroad trains which fall into their paths, one can imagine what could be achieved were it possible to produce them by mechanical means. A great visionary and inventor has been able to find the answer to this splendid riddle by submitting nature to a careful and close scrutiny.

In this case however, the difficulty was not how to discover the mysterious and resistance-less suction forces, but how to design the proper tubes, since ordinary round tubes cannot be used. It meant finding a tube design which would make it possible to control these forces. Viktor Schauburger was fortunate enough to wrest also this secret from nature, but for the time being it cannot be discussed due to the status of the patent rights. Truly careful observation can help solve even the most difficult problems.

Those still hampered by obsolete physical and technical concepts find it hard to understand such natural laws, because they are still firmly convinced that a motor must be supplied at one end with 100% energy in the form of coal, oil, water or the like, in order to deliver at the other 10 to 30% effective power. With Implosion this ratio is reversed! The temperature gradient can be utilized almost 100% since there are virtually no friction losses. In the case of the Implosion, an impulse starts the suction spiral, whereupon the whole turbine begins to breathe like a living organism; or, when water is used, to act like an arterial or venous circulatory system. It produces at the same time a biological vacuum and continues to function until the supply

of energy which is stored in the material, that is, in the moving medium, has been used up.

FRICITION-LESS AND HEAT-LESS POWER

This amazing and hitherto unknown phenomenon can be explained by a friction-less movement of medium structures. This is exactly how nature solves the problem of friction-less and heat-less speed increases. The answer to this problem is a basic requirement in the production of power. Its cost is negligible, but it can produce the desired results only when the artificially accelerated flowing medium enters an advancing vortex whose suction force increases as the flowing medium gradually undergoes mechanical and specific condensation while being tightly coiled. A molecular suction point is formed on its own axis. This point draws the rapidly flowing medium from the walls toward the center, twisting it into a spiral which can be imagined as a screw within a screw. This prevents friction and reduces the temperature. Exactly the reverse is being done at present. As a result of Centrifugence, friction and resistance are increased; increased pressures lead to power losses and increased heat, all of which expresses itself in the form of excentric reactive forces which inhibit the synthesis of high-grade elements. As we can see, an inevitable inhibiting atomic force is generated. This force which grows as the square of the velocity, represents nature's emergency brake. This would have been learned long ago, if nature had been observed with care.

A continuous movement produced by rotation is not the same as rotation produced by means of pressure. It does make a difference whether concentrates of basic materials contained in a moving medium are drawn, or compressed. Through intentional or unintentional pull and suction one can generate water spontaneously, while through pressure one can produce only fire. This is why in its processes of synthesis nature employs only the spiral motion, inasmuch as only the latter leads to healthy growth and development.

IMPANSION AND IMPLOSION ARE UNKNOWN

Impansion and Implosion are two terms which can be found in no dictionary, since they are still practically unknown. According to Viktor Schauberger, they are the opposite of expansion and explosion. While a gradual or sudden dilation leads to expansion and explosion, a gradual or sudden contraction or concentration of liquid or gaseous bodies, air, produces a negative pressure, and through the latter, impansion and implosion.

As a matter of fact, the production -of energy requires a temperature gradient, either an upward gradient resulting from heat and pressure, or a downward gradient, resulting from cooling and suction - negative pressure. However, in natural processes it does make a difference whether the temperature is raised or lowered. A rise in temperature leads to expansion and explosion. Furthermore, the quicker this temperature rise, the greater the attending energy losses, inasmuch as they grow in proportion to the speed

at which the energy rise takes place. The highest natural resistance forces are encountered in the case of the H-bomb explosions, when the heat released reaches up to a 100 million degrees Centigrade. After explosion, nature reduces this monstrous heat by applying suction forces. Suction always produces a natural temperature drop and acts like a brake on the pressure wave generated by the explosion, which would otherwise destroy the earth.

Therefore, an energy production method based on an upward temperature gradient, is the worst possible energy waste and a destructive process. The quicker the medium -- air, or water -- is cooled (this takes but a few seconds when the spiral rotates very rapidly), the greater the energy effect, since the frictionless contraction instead of meeting with increasing resistance, meets with lessening resistance. Not only water but also air are instantly cooled to their respective points of anomaly. And so we are forced to conclude that the stronger the pressure, the higher the energy losses; while on the other hand, the stronger the suction pull, the higher the energy output.

THE COLLAPSING EFFECT OF SUCTION

The impansion and implosion-producing temperature gradient shows various and hitherto unrealized aspects:

1. Suction is more powerful than pressure. Whereas pressure elicits resistance, suction results in general collapse attended by no resistance. Introversion is likewise more effective than extroversion, and represents the only possible means of physical and of spiritual ascent.
2. Suction, even when its graduation is not controlled, is more effective than explosive pressure. Therefore, when mechanically produced, it must be carefully adjusted and regulated according to certain definite rules. Its intensification, quite obviously, must be allowed to take place within a predetermined period of time and must be fully controlled.
3. Suction can cool even to the point of anomaly; when properly controlled it preserves and saves materials; it permits the effective energy output to attain its natural optimum level and its maximum development within the allotted cosmic time-span.

However, the mechanically produced temperature drop can reach anomaly (the geospherical and atmospherical zone of neutrality) only if the suction spiral is employed. The spiral concentrates and contracts. This contraction cools, and the cooling process creates a vacuum. The vacuum, again, has a sucking effect and as the spiral revolves faster and faster, the whole process generates a diamagnetic force which is merely a manifestation of the Etheric life-force without which there can be no life on earth.

VORTEX POWER EQUAL TO NUCLEAR POWER


Only a spiral contraction of the moving medium can produce a diamagnetic vacuum which leaves in its wake resistanceless suction. The higher the rate of flow the stronger the suction pull; which, as the flowing medium strikes certain nozzles produces an implosion. Those forces, which can be produced by rotation in a system of spiral geometric curves, are as powerful as nuclear forces.

The significant role of spiral motion in natural processes is demonstrated by whirlwinds, cyclones, typhoons, water spouts, and finally by the whirlpools which occur in water. When cold and warm air masses meet over an ocean at a tangent, the resulting temperature drop and liberation of heat, plus the rotation of the earth, produce cyclones and hurricanes. Due to the rotation of the earth, winds flowing toward a low pressure area do not move in a straight line, but along a spiral. The strong effect of the earth's rotation on cyclones is demonstrated by the fact that south of the Equator they turn clockwise, while north of the Equator they turn counter-clockwise. Windspouts are a natural proof that a temperature drop is capable of releasing enormous energies.

In rivers, whirlpools are formed when the flowing masses of water encounter, and are deflected by, tear-drop shaped or egg-shaped stones of special composition, lying at the bottom of the river bed. The larger these stones and the greater the volume of water they deflect, the greater the temperature drop that is produced, and the larger the whirlpool that is formed.

Near Grein, Austria many boats and rafts used to perish in the waters of the Danube on account of such whirlpools. Many navigators tried to guide their row-boats through the eddies, but their offerings and prayers did not help and innumerable boats were lost because they did not have the power to pull out of the vortices. Finally, a simple man had the idea to break up the rocks lying on the floor of the river, rocks which had the shape of tear-drops, and which were responsible for the dangerous eddies. As soon as this had been done, the whirlpools disappeared almost completely.

It was proved conclusively already twenty years ago by Viktor Schauberger to the famous hydrologist Prof. Forcheimer that when a stream of water is deflected tangentially by a stone of a certain shape and composition, and no larger than a child's head, the temperature of the water drops by 0.1 to 0.5° C. Such a temperature drop can reduce the temperature of one cubic liter of water 0.1° C. and is equivalent of 42.7 mkg effective power. The same is true of a temperature increase. In summer, to raise



the temperature of a river such as the Danube (delivery about 800 cubic meters/second), for example, to 20° C. bathing temperature, it takes about 60 million PS or 45 million KW. This energy is freely supplied by the sun. We know that as it is being heated the water loses much of its natural properties, becoming first undrinkable, then dead, and finally putrid. In contrast, cooling to the point of anomaly +4° Centigrade, by imparting to it a spiral motion, restores its original properties, so it becomes once more like fine spring water. It is true that cyclones and hurricanes cause great damage due to the fact that they cannot be controlled. However, they are rare phenomena and their effects weigh less in the balance than those of fire, which in the form of lightning, storms and concomitant phenomena, is known in all parts of the earth, even where cyclones are never seen.

LIGHTNING, THE NATURAL PURIFYING AGENT

Of course, there is some value even to lightning which is a natural purifying agent cleansing the atmosphere by fire, freeing it of elements not yet ready for a higher developmental form which may have reached it due to excessive light and heat. The explosion of a storm precipitates these substances and produces an atmospheric discharge. Unfortunately it cannot eliminate radio-activity (from atomic fall-out).

The return of the positively charged substances from the atmosphere to the earth leads, due to the planetary motion of the earth, to a polarity change, so that these substances are able to begin once more their physical ascent. The same happens in the spiritual realms. All that has not been sufficiently purified must return and go through the process of purification once more.

In nature this process of regression takes place normally, without disturbances, through expansion. (The symbol for this is the Swastika, or hooked cross, revolving counter-clockwise.) The latter should be understood as a slow dilation, produced by light and warmth, which gives rise to mild electrolytic processes which separate or dissociate the higher from the lower elements.

THE SIGNIFICANCE OF DIAMAGNETISM

The same diamagnetic vacuum which can be artificially created by impansion and implosion, can be found in the human chest, as accidentally discovered in 1908 by Prof. Sauerbruch who, nevertheless, could not know at that time that this diamagnetic phenomenon occurs not only in the human thorax, but in all living beings and even in the earth itself. (The symbol for this is the -hooked cross revolving clockwise.)

Diamagnetism is generated when such a medium as air, water, or earth (necessarily containing dipolar trace elements) is forced to move primarily in a radio-axial, that is, spiral and centri-

petal manner, thus exactly like the earth.

Due to this totally unknown, yet primary method of synthesis, our planet is able to overcome gravitation, thus to levitate, to float in space and to move independently, condensing and refining its masses. Conversely, when the same medium is forced to move in the opposite manner, i.e., axio-radially (being centrifuged), its movement generates an atomic hyperpressure, a dilating and rarifying heat which inhibits the absorption and resorption of superfluous elements, and so prevents the natural respiratory processes.

The rotation of the earth generates a diamagnetic force also in water. It enables, for example, the rainbow trout to remain almost stationary and motionless in the midst of a rushing stream, or to flee in case of danger with lightning speed, or - during the spawning season -- to move upstream by rising through the center of the cycloidal swirling magnetic axis of the water falls.

Let it be added that diamagnetism, although discovered by Faraday already in 1845, so far has found no practical application, because it represents a type of magnetism which cannot be adapted to fire technology, inasmuch as it checks excessive temperature increases and consequently prevents ignition in motors.

DIAMAGNETIC OR PARAMAGNETIC, THERE IS A DIFFERENCE

On the basis of certain personal significant observations, Faraday classified metals as paramagnetic and diamagnetic. The so-called magnetic - or better -- paramagnetic metals are attracted by the magnet and show an axial arrangement; while the diamagnetic metals are repelled by the magnet and present an equatorial arrangement. It was found that the paramagnetic group contains not only iron, nickel and cobalt (whose magnetic properties have long been familiar), but also manganese, chromium, cerium, titanium, palladium, platinum, osmium, and almost all ferrous alloys. The diamagnetic group contains in the first place bismuth, then antimony, zinc, lead, copper, silver and gold.

For example, if a small bismuth rod suspended from a thread of raw silk is placed between the two poles of a very powerful electromagnet and made to swing horizontally, it is repelled by both poles. Therefore it positions itself at right angles (equatorially) to a line connecting the two poles; whereas an iron rod assumes an axial (normal) position to this line (NS).

On the strength of this behavior, all bodies can be classified either as paramagnetic or diamagnetic. It was discovered, furthermore, that glass, carbon disulphide, and other non-conductors are also highly diamagnetic. Each diamagnetic body, moreover, has a negative magnetic number, i.e., a number which gives the measure of its magnetic response.

Another interesting phenomenon is observed when liquids are

magnetically tested. The liquids to be tested are put into thin-walled glass test tubes (or watch glasses) and placed near a powerful electromagnet whose poles are set very close together. In the case of magnetic liquids the contents of the test tube rise over the edges of the latter and gather together forming a little mound on the sides next to the poles. In the case of diamagnetic liquids, the samples in the test tubes expand axially, and contract equatorially, forming in the middle not a ridge, but a valley running equatorially to the two poles.

HOW TO GENERATE DIAMAGNETIC FORCES

In Viktor Schauberger's discoveries diamagnetism is a crucial factor, or rather a factor which changes the whole picture and brings it into relief. Schauberger found that when air, earth, or water is agitated and coiled (with light, heat and air excluded) radio-axially, i.e., from outside inwards, diamagnetic forces are generated.

Our present technology, which fails to recognize this type of motion, has been unable to produce diamagnetism, or to adapt it to practical purposes. It has applied, hitherto, only paramagnetic forces and Centrifugence, disturbing thereby the vital processes of synthesis.

As already stated, centripetal contraction produces a temperature drop which creates a vacuum. Not only the temperature drop but also the resulting vacuum can be measured, with a manometer. The temperature drop in question proceeds more rapidly or less, depending on the rate of speed of the swirling medium, and may reach anomaly. This process produces a specific condensation and volume decrease manifesting itself in the first stage in the form of an in-drawing suction. In the second stage this suction produces in a hermetically enclosed space a biological vacuum which generates in the third stage the above mentioned type of magnetism which, in its turn, produces at the terminal end an implosion force which is the primary, all-animating, original atomic energy.

The present model of the atom, which is so familiar by now, is far from being the ultimate representation of matter. Even the lightest atoms are composed of a number of pulsating primary atoms. These are either positive or negative, either masculine or feminine, due to which they pulsate like spiralling microcosmic levro- or dextro-rotary hearts. Without diamagnetism --this extremely subtle type of etheric force -- there can be no procreation and no progress, whether in the plant, the animal or the human kingdom. There can be no growth, no proliferation and no perfecting of the naturally multiplying generations.

Diamagnetism actually is a vital force, an atomic energy which is already etheric. which builds and sustains physical life in all its aspects. It has been stated by Profs. Warburg

and Domagk that this cell building type of synthesis or vital force is possible only when the cells are supplied by the blood with sufficient oxygen, or Prana as it is more accurately called by the Hindoos, oxygen being only the coarser carrier of this far more subtle etheric force. This etheric energy is absorbed primarily by the various species of conifers and evergreens, which store it in the tips of their needles. This explains why there is always an excess, not a deficiency, of oxygen in forests; these natural water reservoirs and air filtering plants store vital energy and dispense it to mankind. Oxygen deficiency, let us add, lends to the development of cancer cells and its effects can be eliminated only by supplying purified oxygen.

TOO MUCH OXYGEN IS DANGEROUS

There is a vast difference however, whether this oxygen is freely inhaled (as air) or forced into the lungs (as pure oxygen). Due to the vacuum in his chest, man is forced to inhale; but for example, a child given too much chemically pure oxygen from a cylinder may have blindness as a result, while an adult develops almost fatal pneumonia. It is generally known that even ordinary atmospheric oxygen produces blood decomposition when it is introduced by a hypodermic needle into the veins, because once in the blood it becomes aggressive, binds the blood albumen which has an opposite charge and has been weakened by disease, changing the metabolism in such a manner that instead of life-giving forces, atomic destructive energies are set into motion. These destructive energies which have predominantly an expanding and explosive effect, attack the structure of the cells, drastically extend their nuclei, and finally rupture them. A similar process takes place in the atomic reactor when pure carbon (graphite) is bombarded with unscreened cathode rays which produce a radiation rate so high it is almost imperceptible, and therefore potentially very dangerous.

Now then, when an organism that has been attacked by cancer is supplied with diamagnetically charged, high grade water containing up to 90% energized hydro-carbons (and correspondingly less used up oxygen) the negatively charged diamagnetic reduction elements bind and emulsify the excess oxygen and inactivate it by cooling it. As a result, the fever recedes and that, which Prof. Warburg calls the Vital Force, is restored. It concentrates in new cells, forcing them to proliferate steadily, arrests the development of the adjoining cancerous cells, and finally destroys them. Cancer, which is the result of fire (i.e., over heating and combustion) can be cured only by diamagnetic negatively charged high grade water, as established already in 1935. But although the production of such water would have benefitted millions of people, opposition supported by the medical authorities prevented the construction of water purification plants. Moreover, the first models of the equipment were destroyed during

the war, so it has become possible to start collecting necessary data on the production of diamagnetic power by means of mechanical devices only recently, all such work having been stopped by the war and the ten years of Austria's military occupation.

Today we know at least that we are dealing with basic processes employed by Nature herself, that catalysts play in them an important role; and, naturally, that only those substances and materials can be used which are diamagnetic carriers.

Contrary to the concepts which hitherto have been considered in physics as valid, magnetism is not a quiescent field of force, but energy in flux. This was demonstrated long ago by the Viennese scientist, Felix Ehrenhaft. Ions can have a magnetic as well as an electric charge. The whole earth is permeated by spiralling centripetal magnetic currents. Spiral motion is especially typical of magnetism and constitutes the very basis of planetary motion and of all movement in the universe.

DIAMAGNETISM AND BREATH

Respiration binds elements belonging to the atmosphere with those belonging to the geosphere. In other words, it blends and emulsifies substances which have been purified by the diffusion apparatus (filter) with substances which have been filtered through the hermetically sealed blood and lymph systems. The emulsified product of this reductive blending process is represented in the crust of the earth by its physical primogeniture (tellurian waters), while in such higher life forms as plants, animals and humans, by sap or blood. Since neither blood nor sap can circulate without diamagnetism, and since there can be no diamagnetism without the spiral motion, it is obvious why blood and sap do not move in a circle, but in cycloidal curves, coiling again the diffuse excess elements and combining them intimately in the presence of suitable catalysts (catalysts which Goethe used to call "connecting energy fields").

We are dealing in this case with extremely subtle rays which are released and activated when differently charged precious metals in infinitely fine dispersion are undergoing concentration due to the centripetal movement of the blood or sap, and which in their turn bring together oxygen and the excess products of digestion which have reached the blood, or sap, stream through the intestinal filter.

This, however, is possible only when the median structures enclosing bipolarity charged sediments, which are just waiting for a natural triggering factor, are set in radioaxial motion and begin to unfold producing a diamagnetic vacuum. This diamagnetic vacuum is an atomic suction force which absorbs and draws in the oxygen from the ambient air. This oxygen, on the other hand, has to pass through certain filters, the skin, the rind, or bark, to absorb only the finest elements. Were it not so, the concentric pressure of the air would force in also less valuable elements.

Diamagnetic respiration is the opposite of atmospheric pressure, inasmuch as it draws in only excess diffuse oxygen, prana. This diamagnetic force is also behind the power of levitation which maintains the earth in a state of labile equilibrium and forces it to revolve around its own axis (called, in general, the magnetic axis). This diamagnetic force which acts axially in all directions, allows the earth to levitate spontaneously.

THE ALL-PERVADING FIFTH ELEMENT, AETHER

Diamagnetism is an emanation, or stream, of the universal ether (the fifth of the known basic elements, the other four being Fire, Earth, Air and Water, and their symbol, again, is the Swastika or Hooked Cross. The fifth element is the point or center on which the other four pivot). It produces constant suction whose surplus energy spirals upwards in a steady flow resulting in and endless inhalatory and exhalatory process, a process which can be mechanically reproduced.

Examples of Hooked Crosses, from the Rosicrucian "Manual":



Modern motors generate waves, and these waves impart a centrifugal or radioaxial movement to the surrounding masses of matter. The friction attending this process generates first heat, then fire. This is the end result of a reverse process of elementary compensation, because fire is an agent of combustion and therefore acts exactly like the pathogenic bacteria which are nature's purifying agents whose task it is to carry out the degenerative and destructive processes that protect life as a whole. When they are unable to perform this function, they must be aided by fire and burning. This is Nature's way. However, it is catastrophic when man makes use of these destructive powers in building culture and civilization while at the same time furthering the proliferation of pathogenic bacteria in the waters by poisoning, overheating and sterilizing the latter, either by such mechanical means as compressor turbines, or by destroying the growth that protects the banks and shores.

The various types of machinery being used at present -- centrifugal motors, propellers, agricultural machinery, etc. -- are dangerous reactors. They release destructive atomic

forces whose effects grow in proportion to the speed of rotation. It is obvious that they destroy the diamagnetic axial force which absorbs and absorbs oxygen. They centrifuge the water and supply it with a constant stream of warm oxygen so that it asphyxiates and decomposes, all of which leads to the death of tellurian waters, of rivers and of seas.

TREES, SPRING WATER AND DIAMAGNETISM

It seems that until now few people have posed themselves the question why most springs are located high in the mountains and, furthermore, why only in wooded areas. (The latter is true even of springs situated in the lowlands.) It is an established fact that when a natural mountain spring is deprived of its tree covering and exposed to direct sunlight, it dries up and does not begin to flow again until after the protective shade has been restored. When permanently deprived of its natural shade, it either appears at another place, where adequate shade is available, or vanishes forever.

Some mountain springs disappear never to return after having been exposed even to slightly stronger light for a longer period of time. It is also a fact that our supply of mountain water is shrinking as the protecting forests are being thinned and cut down. When the mountains are bare, rivers turn into thin trickles or dry up altogether, and when it rains they become raging torrents. With no trees to retain the waters, they rush into the valleys carrying destruction and silting up their estuaries with rocks and stones.

Thus, we are forced to reach the conclusion that when the forest dies, water dies too, and all life comes to an end, because without water there is no life.

The water of true mountain springs has a temperature of 4°C. just before coming to the surface. Under the influence of light this temperature rises very rapidly, because the positive charge of the atmosphere makes itself felt with lightning speed. When the effects of this positive charge are reinforced by those of direct light, rapid changes take place in the specific gravity of the flowing spring water. In other words, it becomes lifeless as it loses more and more of its diamagnetic powers of levitation.

THE LEVITATION OF CHARGED WATER

Diamagnetically charged water, blood, or sap can levitate. Water which is diamagnetically charged and enriched with carbonic acid refreshes and animates. Those who drink it feel better, healthier, despite its higher gravity.

Schauberger was moved by these observations to alter the polarity of water (or air) after it had been exposed to the action of the atmosphere and to make it negative once more by using a system of suction curves. The results he obtained were amazing. The water which had suddenly recovered its negative

charge (in the presence of certain catalysts, with light and other factors excluded) rose high in a carefully insulated stand pipe of special design and made of special alloys - although the pressure was atmospheric - while the volume of water in the tank remained unchanged.

QUANTITATIVE AND QUALITATIVE ANIMATED WATER

This is how Viktor Schaubberger discovered an artificial method of increasing water, as well as an answer to the question: What makes water, which has been negatively diamagnetically charged by the rotation of the earth, rise to the top of mountains, provided light has been excluded and there are trees giving it the necessary protective shade?

This discovery taught him how to create an artificial mountain spring and supplied him with proof that water influenced by the geosphere - that is, animated water -- undergoes a quantitative increase and a qualitative improvement. In other words it grows and develops exactly like plants, animals or people when a soul is breathed into it.

Thus diamagnetism and levitation explain the mystery and origin of mountain springs. The planetary, spiral movement of the earth imparts to the tellurian waters under the surface of the earth a predominantly negative magnetic charge. The earth (geosphere) itself is also negatively diamagnetic, while the atmosphere is positively diamagnetic. Since opposite poles are attracted to each other, and like poles are repelled by each other, negatively charged water is repelled by the earth, i.e. it is lifted, while at the same time it is attracted by the atmosphere. Thus, pure water levitates and rises to the top of mountains, while predominantly positive water is repelled by the positive atmosphere and comes down to earth in the form of rain, to undergo its process of purification once more. When the earth happens to be also positively charged due to excessive sunlight, it can no longer attract rain, as in deserts.

Therefore an excess of light or fire is the enemy of water, and vice versa. It is left to man's reason to protect the mantle of vegetation covering the earth so as to preserve life. Under the present circumstances, however, this is not possible today because forests are being cut down all over the world. Steppes, sands and waste lands are advancing; even without atom bombing whole continents are heading toward destruction due to the exhaustion of their natural resources. They must sink to be reborn and emerge from the waters millions of years later. The eradication of the protecting and life-giving vegetation which mantles the earth is additionally hastened by radioactive peroxidation of the atmosphere.

Water loses its ability to ascend mountains when the soil is deprived of woods shading it from direct sunlight. Without this natural screen of trees, ground waters which are found at

the deepest levels in deserts and closest to the surface in forests, are forced to recede. Thus the death of forests means the death of water and of all life. This is something which could not be overemphasized, since many are still unaware of this fact.

THE REGENERATION OF DISEASED WATER

Schauberger's discoveries prove among others that water can be multiplied and improved by applying planetary motion and simply imitating nature's methods, and conversely that when water is ruined by centrifugation and such devices as compressor turbines, water wheels, etc., it becomes devitalized, loses its power of levitation, ceases to breathe, asphyxiates and - with continued exposure to sunlight -- recedes and vanishes altogether. Of course, in the bosom of Mother Earth this diseased water is gathered up again and its polarity reversed, whereupon it is regenerated and ready to reappear as a fresh and bubbling mountain spring at a new place, where it still finds the protective shade of trees it requires.

Be that as it may, our supplies of fresh water are steadily shrinking. In various branches of industry water experts worry and desperately search for a solution to the water problem. This search is bound to be fruitless unless they turn to Schauburger's discoveries and replace the present fire technology with a biotechnology that will protect and benefit life.

The water and the energy problems can be solved simultaneously if magnetism is produced by mechanical means, and all attempts to produce atomic energy are abandoned.

People can learn only by trial and error. Perhaps the error we made in applying fire methods indiscriminately was necessary to make us realize how dangerous it is to reverse and alter the natural basic motion (the one indicated by Nature as our only means of development) and how wrong it is to employ combustion and other destructive processes to build a civilization. This explains the decadence of our culture. When people use only excentric or centrifugal forces for technical purposes they deteriorate both morally and spiritually.

To use nuclear energy produced by the explosion and fission of atoms is a fatal blunder and a crime against humanity and against the earth itself. Hence it is only natural that the branch of science which has conjured up these horrors has found itself in a blind alley from which there would be no escape were it not for the discovery of diamagnetism, this universal life force without which there can be no respiration and no life. Fortunately, it can be mechanically produced and used to give earth, air and water the chance to breathe again.

The most convincing and obvious proof that life is gradually perishing can be found in the streams and rivers of our industrial areas where water is already so polluted by industrial waste waters and sewers that it resembles drainage from a manure

pit. As a result our underground water and supplies of drinking water are gradually becoming unfit for human consumption. They are killing people, just as they have killed the fish which only a few years ago used to splash in them. Water chlorination is also harmful to the human organism. Today the Rhine and the Weser are Europe's most polluted rivers. Actually they are no longer rivers but streaming sewers, as stated by the German Minister of State, Dr. Seebolm.

WATER IS THE "BLOOD" OF THE EARTH

Healthy blood is the life carrier of the human organism. Pure water plays the same role in the economy of the earth. Thus the preservation of life requires that water be kept pure. But water can be pure and wholesome only when it is charged by a magnetic flux which not only stimulates the proliferation of apathogenic bacteria but also animates and regenerates it.

The general public is still oblivious to the seriousness of the water problem, although it is from this that disaster will come (even without atom bombs) in particular to our most developed areas. The water table is sinking, water is vanishing because its greatest enemy, but also its most important consumer – our fire technology – is poisoning it and burning it out. Our water economy, unaware of the true reasons, attributes its disappearance to a consumption exceeding the natural water supply. As a matter of fact, water consumption in industry and in homes is higher today than it was in the past.

But what causes these losses of underground waters? In the first place, deforestation and the exposure to strong light of regions which would be natural reservoirs had they not been ruined by the destruction of the geospherical diamagnetism. In the second place, the wrong and harmful methods by which rivers are being regulated. We have learned that it is a great mistake to grade river beds and to encase their banks in rigid stone walls. Viktor Schauburger fought for years both these methods and the destruction of forests with equal passion. Now, that many of his predictions have come true, and when it is mostly too late to undo the harm done, these mistakes are being recognized; but nothing is being done to remedy their consequences. In all truth, the only effective measure would be to apply Schauburger's discoveries.

THE SINUSOIDAL CURVE FOR CHARGED WATER

There is good reason why rivers wind and twist through valleys and plains. They are trying to preserve the primary form of the sinusoidal curve produced by the slightly declining planetary movement of the earth. The function of this curve is to create and maintain in rivers a diamagnetic axis which keeps their waters alive and pure and endows them with their carrying and towing capacity. When the meander is eliminated by regula-

tion and, furthermore, when the vegetation protecting the banks (willows, alders, etc.) is destroyed, the resulting damage is threefold. First, the magnetic axis is destroyed and the river's carrying, towing and cleansing properties are impaired. Secondly, with the shading vegetation gone and the resulting overexposure to sunlight, the oxygen content of the water is overheated, becomes aggressive and it escapes; the water evaporates, dries out and decomposes. Thirdly, the graded river bed carries off water very rapidly instead of keeping it in the soil. The floor of the river sinks deeper, and deeper causing the underground water to escape and the table to drop; it "bleeds the land to death".


THE DECREASE IN FERTILITY OBVIOUS

The bed of the Rhine has already dropped one meter (and more in certain places) because it is graded and regulated -- something which Viktor Schaubberger tried to prevent in his days by installing suction spirals. The floor of the Danube between Ulm and Passau has been sinking at the rate of 1% cm. a year since its regulation. In the Bavarian part of Swabia the River Wertach has cut so deep into the subsoil since it was regulated that its floor is now lies as much as ten meters below the level of its banks. This shows that its water has lost its magnetic axis and its powers of magnetic levitation, its polarity having been changed to positive due to excessive insulation. As a further consequence it has cut through the adjoining horizons of underground water causing the latter to escape. This has reduced the fertility of the surrounding fields which are now threatening to change to a barren steppe.

The experts did not even guess until recently at the enormous importance of the diamagnetic properties of the earth and failed to realize that these properties were destroyed by the direct action of light or fire. The only thing that can keep the earth from becoming a desert, in order to protect the primary source of life, water, from death, is the art of multiplying and improving water.

Today the main question is: What is more important for the immediate development of the earth, water or fire? We know only too well that, indirectly, fire makes it possible to activate machinery; but it is a completely new discovery that by artificially producing and increasing water we can obtain better and cheaper energy and that we can restore, besides, the vegetation whose growth has been affected by an excess of fire.



Thus, by changes in technology to Implosion, not only would it be possible to solve the energy problem, but also to achieve complete freedom from nutritional problems.



Water purifier

inside the water cleaner





SCHAUBERGER'S EXPERIMENTAL MODELS OF FLYING SAUCERS
MADE FROM COPPER. BUILT IN 1940 BY KERTL CO. IN VIENNA.

IMPLOSION MOTOR, SUCTION TURBINE, HOME POWER PLANT
FLYING DISCS (SAUCERS or UFOS)

An Implosion Motor is in every respect the opposite of an Explosion Motor. While the latter makes use of pressure forces produced by explosion, the implosion motor utilizes the suction forces of implosion. When pressure forces are applied, the particles they set in motion move away from the biological zero point, or zone of anomaly, being often heated until they are white-hot. A so-called heat barrier is produced by the resulting enormous friction resistance forces. One of the greatest problems in aircraft construction, for example, is how to overcome this barrier.

In the case of the implosion motor there is no - heat barrier and no sound barrier, because with friction almost entirely lacking, no heat is generated. On the contrary, due to the spiral contraction of the flowing medium there is cooling to anomaly, and this creates a vacuum which increases the suction pull. In this case the reactive power factor grows, because the medium which has been set in motion is radio-axially swirled almost without resistance while at the same time being mechanically and physically concentrated and correspondingly cooled. When nozzles 1 mm in "diameter are used, the flowing medium detaches itself - when its rotation reaches 1200 rpm -- from the walls of the spiral channel and its flow rate rises to approximately 1290 m/sec. This corresponds to nearly four times the speed of sound. The larger the diameter of the spiral rotor, the slower can be the rotation of the impulsion motor which starts the suction motor.

An impulsion motor can coil and tighten water in a system of suction tubes spirally arranged around a conical shell into a homogeneous suction head and shoot it out through a special nozzle built into the bottom. When this stream of water, which is like a steel wire tapering to a suction point, is intermittently interrupted by a shutoff valve of special construction and made of a special alloy, a reactive back-pressure force is generated which acts in the same direction as the implosion motor. The speed of this back pressure force corresponds to the previously mentioned outflow rate. It supplies the rotor shaft with some 17.9 HP/lit/sec. through each 1 mm nozzle (i.e., an out outlet cross-section of 0.79 sq. mm, as selected on the basis of mathematical calculations) which can be utilised as a reactive projecting or lifting force.

In the case of an implosion engine having a diameter of 1

meter, the lower surface of the suction rotor measuring slightly over 5 meters in circumference could easily accommodate 100 or more nozzles, each with 3 - 6 outlets. Assuming 600 outlets had been installed, and with the rotor turning at the rate of 1200 rpm, the lower rotor shaft could be supplied with some 10,740 HP in the form of a cyclone-like projecting or lifting force.

Such an energy output exceeds even the present possibilities of a nuclear engine. A group of engineers and scientists from the University of Utah have designed a 7,000 HP nuclear railroad locomotive.

THE MASSIVE PROBLEMS OF NUCLEAR POWER

The estimated cost of this locomotive \$1,200,000. The reactor will be 0.9 meters long, 0.6 m wide, and 0.9 m high. While it will be somewhat smaller than the above-mentioned implosion motor its capacity will be almost 4,000 HP lower. Furthermore, the nuclear reactor will have to be surrounded by a 200 ton screen to eliminate at least part of its deadly radioactive emissions. To install this giant nuclear locomotive on a single undercarriage would be impossible. It will require 12 supporting wheel axles and 24 wheels. Therefore it will be constructed as a dual unit having a total length of 48 meters.

The front part of the locomotive will house the reactor and motor. The trailer will carry ribbed, air-cooled heat exchanger tubes which will have to cool huge volumes of water of condensation. The basic cost of this locomotive will further be increased by the current costs of its nuclear fuel. It is estimated that these will reach \$200,000 a year with the locomotive in full operation.

The implosion motor presents none of these disadvantages, namely, the heavy; 1.2 m thick lead screen, the trailer with its watercooling installations, and' last but not least, the fuel costs, inasmuch as the implosion motor runs on a small quantity of water uninterruptedly, like a living organism, until the water has been used up and the temperature gradient is exhausted.

Therefore the installation of implosion engines opens the path to dazzling possibilities. Implosion motors can be employed not only in stationary machinery, but also in all types of vehicles, cars, aircraft, ships, etc. They can replace all and sundry known types of motors and power engines.

THE NON-POLLUTING IMPLOSION MOTOR

Implosion motors are less expensive to construct, require no costly propellants and, moreover, permit biological exploitation so they have a positive effect. While the present types of power machinery bring into play their centrifugal motion decentralizing reactive forces which lead to cancer, implosion motors produce by their centripetal motion condensing reaction forces and dia-

magnetism. In the first case we have, from the biological point of view, de-animating and regressive energies activated by back-pressure; in the second case, reactivated projecting and stimulating energies which result in biological improvement and growth.

Of course the mechanical production of diamagnetism requires exact measuring and control methods, because even the best medicine can be harmful when administered in excessive doses. The necessary data on the application of the constructive diamagnetic forces will have to be collected on the basis of practical findings.

OUR UNBEARABLE EXPLOSIVE POWER PLANTS

Still another and very important advantage of the implosion motor is that in operation it is both soundless and odorless; whereas, all combustion engines produce noise, smell, exhaust fumes and smoke, creating unbearable conditions when used in large numbers. Implosion motors on the other hand, run noiselessly, without smoke, exhaust fumes or smell. In nature planetary motion is soundless, crashing noises being the concomitant only of such destructive processes as storms.

It must be admitted that the design and construction of implosion motors presents great difficulties due to the fact that they imitate the prototype of life (not to mention a totally new technology which at the present time does not exist!). Their suction tubes must be arranged in a perfect spiral and therefore compasses cannot be used when working on their design. Also, they have no transmission shaft, while in all conventional power engines, which can produce energy only by means of circular, mostly centrifugal motion, the transmission shaft is an essential part. The type motion of a conventional engines represents, biologically speaking, a stationary spin, thus a backward motion, since in nature standstill is the equivalent of regression.

SUCTION TURBINES AND HOME POWER PLANTS

To begin with, implosion motors will have to be used as suction turbines and home power plants. During the transition period suction turbines will have to replace above all the compressor turbines now being used in our conventional power plants.

Schauberger's suction turbine will completely revolutionize the current power plant construction methods and will soon replace the present exclusive compressor turbine. The installation of suction turbines would result in substantial monetary and material savings. The fixed hydroelectric power plant and construction costs would be reduced at least by 70 - 80%, since no longer would it be necessary to build such costly installations as - to mention but a few -- high dams and compression tunnels. Suction turbines, once they have been started, draw in water without further assistance, and therefore require only a fairly shallow basin for their inflow and outflow waters. Thus, substantial savings would be realized, particularly in such construction materials

as cement, reinforced concrete, structural steel, etc., which could then be utilised for road construction (in most countries the latter is lagging), or other vital construction projects.

Water consumption being equal, the power output of suction turbines is 700 to 800% higher than the power output of compressor turbines. This means that countries which already have hydroelectric power plants could meet their power requirements over a longer period of years making use of their present facilities. It has been calculated, for example, that in Austria the maximum total power output of the present hydroelectric power plants (at least those which can be expanded) in full operation and with existing overhauled compressor turbine systems, is 40 billion kilowatts a year.

NEGATIVELY POLARIZED WATER

Besides, the present compressor turbines have seriously impaired the vital magnetic axis of flowing waters. This has drastically affected their buoyancy and towing capacity and, consequently, it has increased dredging costs. The polarity of the oxygen in the water is being changed by the compressor turbine systems. As a result it is becoming aggressive and it stimulates the proliferation of pathogenic microorganisms in the water. An additional consequence is that in the adjoining areas the water table is sinking. Due to the breakdown of the magnetic axis, the useful bacteria which, under normal conditions, are the natural purifying agents, are dying. This could be remedied by two different means: one, by installing suction turbines which restore the magnetic axis, and two, by placing suction spirals along the river beds.

It is an experimentally demonstrable fact that when healthy water has been centrifuged by compressor turbines or compressor blades for an hour, its pathogenic bacterial flora shows overnight a visible increase and, conversely, that such infected water can again be made into excellent spring water overnight by coiling it or swirling it for an hour by means of a suction spiral in a centripetal manner (in a manner restoring its negative polarity). Schauberger succeeded not only in changing sea water into fresh water by cold distillation with the aid of the suction spiral, but also generated power in the process.

The question of low-cost power production can be positively solved not only by equipping the existing large-scale hydroelectric works with suction turbines, but also by producing for home use small power generating units designed to operate on a few liters of water - or, at a later stage of development, on air.

This type of decentralized power supply system is much cheaper and far more practical. Many states would be spared the heavy expenditures entailed by the construction of large-scale power installations, inasmuch as such investments are covered by government funds, while home power plants would be purchased by private parties. These inexpensive units produce electricity at nominal

cost and require no special attention. They would pay for themselves within a very short time and soon a number of industrial establishments, workshops and, above all, farms would have power plants supplying each of them with electricity according to the capacity of their units and their needs.

These home units present obvious advantages. In the first place they make the owner independent of other power networks. At the same time they appreciably reduce the consumption of high-voltage power and the number of the usual feed lines, in particular in regions still inadequately or unprovided with electricity. Secondly, they can be readily exported to economically undeveloped countries making it possible for the latter to avoid heavy power plant construction investments.

The home power unit based on the Implosion principle is in a developmental stage for the present (1954) since it is still necessary to determine which type of connection would be most suitable for this model.

IMPLOSION MOTOR IS A LIVING ORGANISM

The unit is like a living organism, because once the water on which it operates has been let in, it starts to circulate like blood in the human body. The upper part of the unit houses a small suction turbine which is started with all valves open. After the turbine has reached a certain number of revolutions per minute, a vertical circulation is started which resembles the circulation of the blood through the venous and arterial systems of the human or animal body, inasmuch as it follows a series of cycloidal spiral geometric curves.

Due to the circulatory movement produced by the suction and spiral channels, the water in the turbine is coiled, that is, swirled and drawn to the center almost without friction. The water, while being mechanically and physically coiled, cools rapidly and its temperature drops to anomaly. As it undergoes specific condensation a vacuum is created which, in its turn, produces a constant suction pull. We find exactly the same in the human chest which is forced to inhale air by a diamagnetically produced vacuum. This mechanism underlies all circulatory motion.

An excess hydraulic pressure is produced in a water tank which is located in the lower part of the unit. This excess pressure constantly forces the operating water upwards, through a lateral stand-pipe, At the same time the water is strongly pulled and entrained in the same direction by the vacuum which is created by the pulling forces of the spiral suction tube, and it flows, carrying an overcharge of terrestrial (negative) magnetism. When the turbine reaches a certain number of revolutions per minute, the circulatory process within attains a speed several times higher than that of sound, and the molecularly condensed operating water leaves the suction spiral through special nozzles, forming an almost homogeneous suction head which revolves spontaneously

around its own axis like a cyclone or hurricane.

This type of cyclone, however, can no longer be measured in the engine, because its intermittent swirls and sweeps take place within such brief time-spans and over such short distances that they can be registered by mechanical measuring instruments only if intercepted by special filter devices.

THE GENERATION OF COLD LIGHT, AND VACUUM LIFT

When this diamagnetically charged vertically emanating flow of energy is caught on pointed collectors (these must be carefully insulated on the outside) and conducted over further wire point spans (Brucken) into grounded vacuum tubes or bulbs, the inner surfaces of the evacuated bulb light up with a so-called cold or natural light. The intensity of this light increases as the reactor rotates faster and faster. This reactor is designed according to the laws of Nature, constructed of the right alloys, and properly insulated. Thus the construction of cold-current generators for use as home power plants will permit us to produce cheaper light and better light, because the present electron-electrical hot light production method arrests developmental processes and, with the existing type light bulbs, is harmful to the eyes.

The nearly homogeneous suction head is coiled in the Schauburger turbine around and into itself. Parenthetically speaking, the same has been observed just recently in cyclones. It has been established that the center of the vortex, which moves at the rate of 100 to 200 km/h, is surrounded by a second spiral which has been clocked at 800 km/h. The homogeneous suction head is deflected in the rotational direction of the suction turbine by check-valves (Bremsdusen -- perhaps; intercepting nozzles?) of very special design. The heretofore almost unrecognized specific physical nature of suction and of the diamagnetism it generates increases the force of rotation -- which is the actual motive power of the engine -- a feature which represents the greatest advantage of the implosion engine in general, and of the home power plant in particular.

The energy thus derived from water or air must be checked and captured, otherwise the suction turbine would "run away", meaning that it would levitate! This can be prevented by connecting it to a dynamo, which makes it possible to produce also thermoelectric power.

The basic difference between the compressor and the suction turbine is that while the first rotates due to a great pressure gradient and converts only a fraction of this energy to electricity the other once having been started, draws in spontaneously its motor medium and takes advantage -- against all hitherto known physical laws -- of the descending temperature gradient.

It can be safely said that even today the Schauburger implosion technique can bring the entire energy problem, and in particular the whole electronics industry, into new paths where it could not

be rivaled by even atomic energy. Implosion motors offer us for the first time the possibility of making practical use of diamagnetism, this foundation of the Life Force, and besides, to obtain cold light in various colors without the help of gases.

THE DIAMAGNETISM OF FLYING SAUCERS

Those who have attentively followed the ideas presented in the above must have been struck by the thought that the principles of modern aviation stand in direct contradiction to the natural processes of motion. The same propeller which is used by nature as a brake, serves in modern flight technology as a means of propulsion, but with enormous energy losses. It first whips or rams air back and then it produces a secondary effect the suction of which pulls the air vehicle forward. Similar processes of motion occur also with rocket aircraft and with nuclear aircraft now under construction. Pressure forces are used in every field of technology, instead of suction forces, although the latter are more effective, more economical, simpler, and above all more in keeping with the laws of nature, due to the fact that they create a vacuum and diamagnetism and require no propellant in the accepted sense of the word.

Although by now the great world powers must be acquainted with the principle of Flying Saucers. The USA has just recently requested permission to put into production rocket-base flying saucers. Even interplanetary bases are to be constructed using exclusively pressure forces. This proves that even these attempts to reach the outer spaces are biotechnically misdirected and that they will result in an enormous waste of money and materials. In the first place, interplanetary flight is possible only by suction force based on diamagnetism, thus on etheric force which pervades the entire universe. This force allows the heavenly bodies to float freely through space and to move along their proper orbits.

The universe can never be conquered by pressure forces or pressure radiation (Druckstrahlen). Billions have been poured of late into this, as well as into atomic research; but it would be far better to spend this money on useful projects, because aviation of the future will resort primarily to levitation made possible by the suction spiral.

In the case of diamagnetic levitation, the force has to contend neither with a sound barrier nor with a heat barrier. The sound barrier does not enter the picture because the future air vehicles -- whether disc or cigar-shaped -- will be effortlessly moved forward by the steadily preceding suction pull. The opposite is true of our present aircraft (including the jet-propulsion rockets) which produce, like explosion, first compression and resistance, and only thereupon suction, giving rise at the same time to-increasing friction and a high-invincible heat barrier. It releases as it breaks through the sound barrier a tremendous pressure wave which below, at ground level, splinters windowpanes,

breaks doors and gates, and flattens roofs.

None of this occurs with flying discs which are propelled by diamagnetism, i.e., etheric forces. It goes without saying that Flying Saucers encounter no heat barrier since they generate a negative pressure and diamagnetism, Their metal or glass air frames are no more heated than the shell of an implosion engine. On the contrary, they cool to their specific zone of anomaly. It would be impossible to imagine more perfect air vehicles. They have no sound barrier, no heat barrier, and they require no costly propellant because they generate their own motive power, that is diamagnetism.

THE UNIVERSAL SOURCE OF ENERGY

An abundance of this energy, Diamagnetism, is available throughout the universe. Therefore, such a diamagnetic aircraft could travel around the earth not once, but two or three times at any given altitude without having to refuel. Actually, it could travel in outer space for years, or as long as the crew did not have to replenish its food supplies.

The following observations may serve as proof that the Flying Saucers are diamagnetically propelled. As already mentioned in our chapter on diamagnetism, copper is a diamagnetic metal. When the UFO's fly at a relatively low rate of speed, they are surrounded by a light greenish hue. The spectral line, of burning copper has been observed to fall within this specific green. Furthermore, air samples taken from the atmosphere in the regions where, beginning in 1947, the UFOs have been frequently observed, have shown high concentrations of copper particles in very fine dispersion. On the other hand, air samples taken before the appearance of the Flying Saucers, show a complete absence of copper. Of course, none of the observations made so far regarding the UFO's speed, performance, take-off characteristics, and various light effects can be brought in line with the familiar laws of physics. This, however, is no proof that unknown types of air vehicles can not exist. After all, the mechanism of implosion and the nature of diamagnetism are ignored in modern physics and remain to be investigated and formally clarified.

The objection that man would not be able to tolerate the speeds at which, as determined by radar, the UFOs move is by no means valid. This assumption would be valid only if we considered existing with the conventional flying methods which bring pressure forces into play. How can we tell whether higher speeds would have any adverse effect on the human organism if only suction forces were to be used?

Undoubtedly, the key to the mystery of propulsion used by Flying Saucers can be found in the application of cycloidal spiral geometric curves. Only the latter would permit the UFOs to achieve the fantastic speeds of up to 60,000 km/h at which they have been seen to fly. Some of the maneuvers of these Saucers which we con-

sider extraordinary are probably commonplace on other planets. It must be remembered that Flying Saucers have been observed for centuries, long before men representing our own civilization had mastered air travel.

ATOMIC EXPLOSIONS FORCED THEIR APPEARANCE

The mass appearance of the UFOs which, though still often disputed in official quarters so as to calm the general public, can no longer be denied in the face of factual evidence, appears to be connected with the effects of the atom bombs being exploded on our planet.

According to science, in our planetary system only the earth is inhabitable, wherefore it alone can be populated. This hypothesis is bound to be refuted some day by scientists, just as it was the case with the old geocentric concept of the world which placed the earth in the center of the universe and grandly permitted the sun to revolve around one of its smallest satellites. We can rest assured that the countless solar systems of the universe must include a number of other habitable planets. We still ignore the number of fixed stars in our galaxy. Perhaps they number a hundred million, perhaps more, who can tell? But we do know that our whole galaxy is but a small island in a sea of innumerable galactic systems. Hence, what could be more illogical than to assume that the entire universe consists of a mass of meteoric iron or of a certain quantity of elements spinning in space with rhyme or reason; and, what could be more presumptuous than to believe that only the earth, this tiny grain of sand in comparison with the size of the universe, can be inhabited?

Other planets, no doubt, present different atmospheric and living conditions. It would not be surprising, therefore, if various and varying forms of life had evolved on separate planets. Indeed, even the principal human races of the earth show marked physical differences. Why then, should other planets not be inhabited by supermen who have reached a much higher level of development than the inhabitants of the earth, supermen who for thousands of years have been familiar with interstellar navigation made possible by the application of etheric forces. Unfortunately, when men dream of venturing forth into outer space, their only aim is conquest.

EVIDENCE OF ARRESTED SPIRITUAL DEVELOPMENT

War and destruction cannot be the only goals in this world. Those who see nothing else give proof of arrested spiritual development. Consequently it is highly dangerous to put into their hands this type of aircraft (though better this than nuclear types). Hence, it is of paramount importance to match technical advances with spiritual and religious progress, to broaden our world outlook and to develop our character. Man would do better to bring peace and order to his own native planet before planning to conquer strange worlds.

THE VIOLENT LORDS OF THE EARTH

What would happen, for example, if here on earth each man were to look upon his neighbors as robbers and aggressors, instead of treating them as peaceful and friendly guests? But the lords of this earth think only of violence and some of them even speculate in Martian real estate, selling the hide, one might say, before they have killed the bear. To men from other planets the inhabitants of the earth must appear as savages, not only because of their behaviour, but also because of their nuclear technology which threatens not only the neighbouring planets but our whole solar system, which might be said to represent a single higher organism -- or perhaps an atom of the macrocosm. In view of this, people of other planets cannot remain indifferent to the fact that men of this earth have actually reached the possibility of disintegrating the earth.

It would be hopeless for people to dream of conquering other worlds, or for some of them to think that in the case of an atomic war they could migrate to another planet. It is obvious that conditions for life differ from planet to planet, being adapted to the existing spiritual level and biological development of their own inhabitants. Some day, when people will have matured spiritually, given up senseless struggle and their attempts to destroy the earth by means of atomic forces, they will discover hitherto unanticipated means of space travel. Individuals will not use large flying saucers but small, toy-like models. Many will own such aircraft because these will be, in all probability, much cheaper than our present day automobiles.

The aviation of tomorrow will be based on suction forces and levitation, which may sound like a dream of Utopia.

There will be, likewise, fantastic possibilities of transportation. During the coming centuries street traffic will take to the air. The serious road problems now plaguing our large cities will, where every fourth or fifth inhabitant has an automobile, will be solved. There is ample room in the air for vehicles to get out of each others way by going left, right, up or down. Take-offs, instead of being horizontal, will be almost vertical, making it possible for the owners of "implos" to use their yards and roofs as landing strips.

There will be no accidents due to mechanical failure or ignition trouble. Since implosion motors have no ignition system, they are not affected even by the impact of concentrated terrestrial rays (Erdstrahlen), which are erroneously believed to be a type of mysterious "death rays". It is unfortunate that science has done little in the way of investigating these terrestrial rays, which have in some cases been known to cause motors to choke.

The Flying Saucers, as far as is known, move soundlessly. Implosion motors are, likewise, noiseless in operation and this feature is one of their greatest advantages of attraction. Let us hope that some day they will eliminate the roar of our present

of our present motors which shake the earth by their explosions.

MAN-MADE BARRIERS MUST GO

Speeds will be limited neither by the motor nor, presumably by the human organism. However, for the present their limits remain a matter of conjecture, inasmuch as the effects of suction flight on the human body are still unknown and will have to be studied.

Automobile and motorcycle races will become meaningless, for the reason that speed will have lost its magic attraction.

It can be taken for granted that the new methods of flight will affect politics. Instead of traveling, as today, by car or plane, people will find it cheaper to go by Implo; thus the time is bound to come when borders will no longer be capable of stopping the thousands of vacation-bound travelers hurrying by implosion aircraft to sea shores and mounts in search of rest and relaxation. The birds in the air can cross any state line at will, yet homo sapiens, this proud master of land, air and sea, is still stopped by the artificial barriers which he himself has created in defiance of all natural laws.

Thus, only by eradicating national and political strife and the struggle for bread between nations and races, will it ever be possible to establish a universal world-wide Kingdom of Peace; and this can only be done if man's technical sciences and progress are based on the laws of Nature.

May the Implosion method help people to mature into peaceful and rational citizens of the world.

* * *

CONCERNING THE DEATH OF THE ELEMENTS, ESPECIALLY OF WATER
Elements die, as men die, on account of the corruption in them. As water at its death, as it were, consumes and devours its own fruit, so does the earth its own fruits. Whatever is born from it returns to it again, is swallowed up and lost, just as the time past is swallowed up by yesterday's days and nights, the light or darkness of which we shall never see again. It is no weightier to-day than yesterday, not even by a single grain, and will after a thousand years be of the same weight still. As it gives forth, so, in the same degree, it consumes. The death of the water, however, is in its own proper element, in that great terminus and centre of water, the sea, wherein the rivers, and whatever else flows into it, die and are consumed as wood in the fire. Rivers, indeed, are not the element of water, but the fruit of that element, which is the sea; from this they derive their origin, and in this they receive both their life and their death.

From THE HERMETIC AND
ALCHEMICAL WRITINGS
of
PARACELSUS THE GREAT

CLIPS, QUOTES & COMMENTS

THE IMPLOSION AT FIRST HAND!


While inventor Viktor Schauberger was perfecting his Implosion-Vacuum-Suction engines in Vienna in the 1950s, Flying Saucer contactees were experiencing it at first hand! For George Adamski it was when he approached a landed Scout saucer on the California desert, Nov. 20, 1952. Well, not actually landed but producing just enough lift to float off the ground.

"The ship was hovering above the ground, about a foot or two at the far side from me, and very near to the bank of the hill. But the slope of the hill was such," writes Adamski in "Flying Saucers Have Landed", "that the front, or that part of it closest to me, was a good six feet above the earth. The three-ball landing gear was half lowered below the edge of the flange that covered them, and I had a feeling this was a precautionary act just in case they had definitely to land. Some of the gusts of wind were pretty strong and caused the ship to wobble at times. When this took place the sun reflecting on the surface of the ship caused beautiful prismatic rays of light to reflect out from it, as from a smoky diamond. This was observed, too, by the six others who maintained a steady watch from a distance.

"Nearing the ship I noticed a round ball at the very top that looked like a heavy lens of some kind. And it glowed. I wondered if it could be used as one end of a magnetic pole to draw their power from space as they were moving through it. . . And once, for a fleeting second, I saw a beautiful face appear and look but. I felt that whoever was inside was looking for the one who was still out with me, but no word was spoken. The face disappeared quickly (From the porthole on the side) but I noticed that this person, too, had long hair like the man I had been talking with. (At right the Alice Wells sketch of the Venusian saucer pilot as seen through binoculars).

"The lower outside portion of the Saucer was made like a flange, very shiny yet not smooth as a single piece of metal would appear. It seemed to have layers of a fashion, but they wouldn't be used as steps because they were in reverse of what steps would be. . .

"My space-man companion warned me not to get too close to it and he himself stopped a good foot away from it. But I must have stepped just a little closer than he, for as I turned to speak to him, my right shoulder came slightly under the outer edge of the flange and instantly my arm was jerked up. and almost at the same instant was thrown back down



against my body. The force was so strong that, although I could still move the arm, I had no feeling in it as I stepped clear of the ship. My companion was quite distressed about this accident, but he warned me and I alone was to blame. However, he did assure me that in time it would be all right. Three months later, his words have been proved true for feeling has returned and only an occasional shooting pain as of a deeply-bruised bone returns to remind me of the incident. . . . "

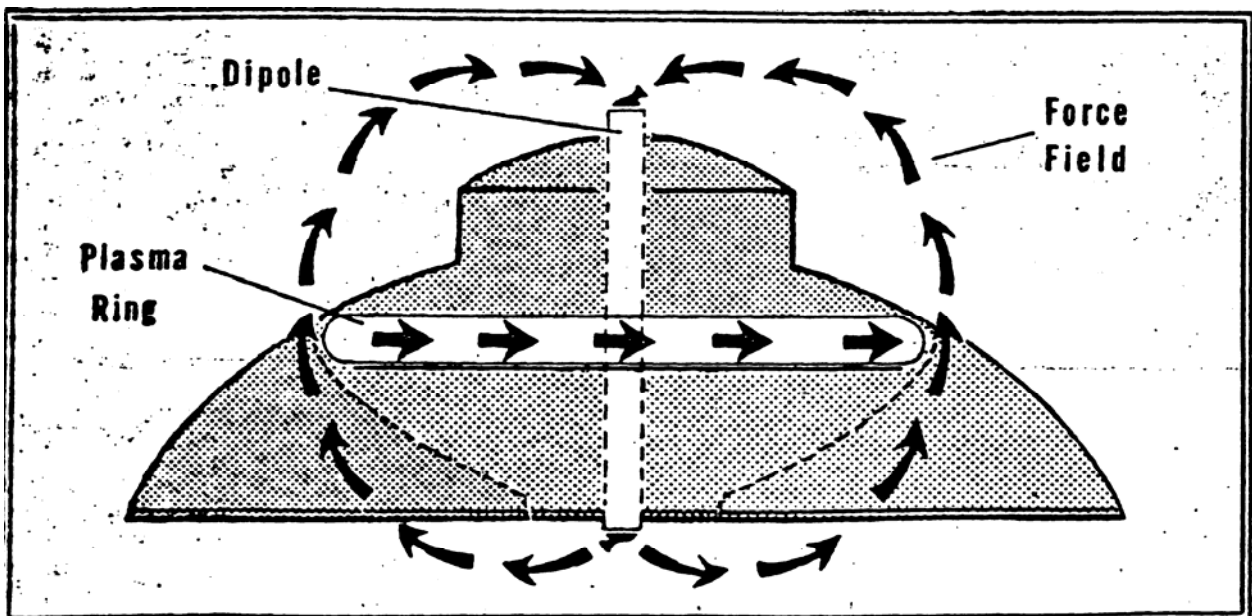
It was a very real, physical reminder, too! Before leaving the Venusian asked for and received one of the exposed negatives Adamski had in a plate holder in his coat pocket, indicating that it would be returned to him later.

EVIDENCE FOR AN IMPLoding VORTEX

"... Where the entrance was, or how he went into the ship I do not know for sure, but as it silently rose and moved away, it turned a little and I saw a small opening about the centre of the flange being closed by what looked like a sliding door. Also I heard the two occupants talking together, and their voices were as music, but their words I could not understand.

"As the ship started moving, I noticed two rings under the flange and a third around the centre disk. This inner ring and the outer one appeared to be revolving clockwise, while the ring between these two moved in a counter-clockwise motion. . . . "

MHD, Magneto-Hydro-Dynamics is the fancy name for the science of the generation and controlled flow of a field of charged particles such as illustrated in the Flying Saucer drawing below. This accompanied a confidential report published in Hollywood in the 1960s

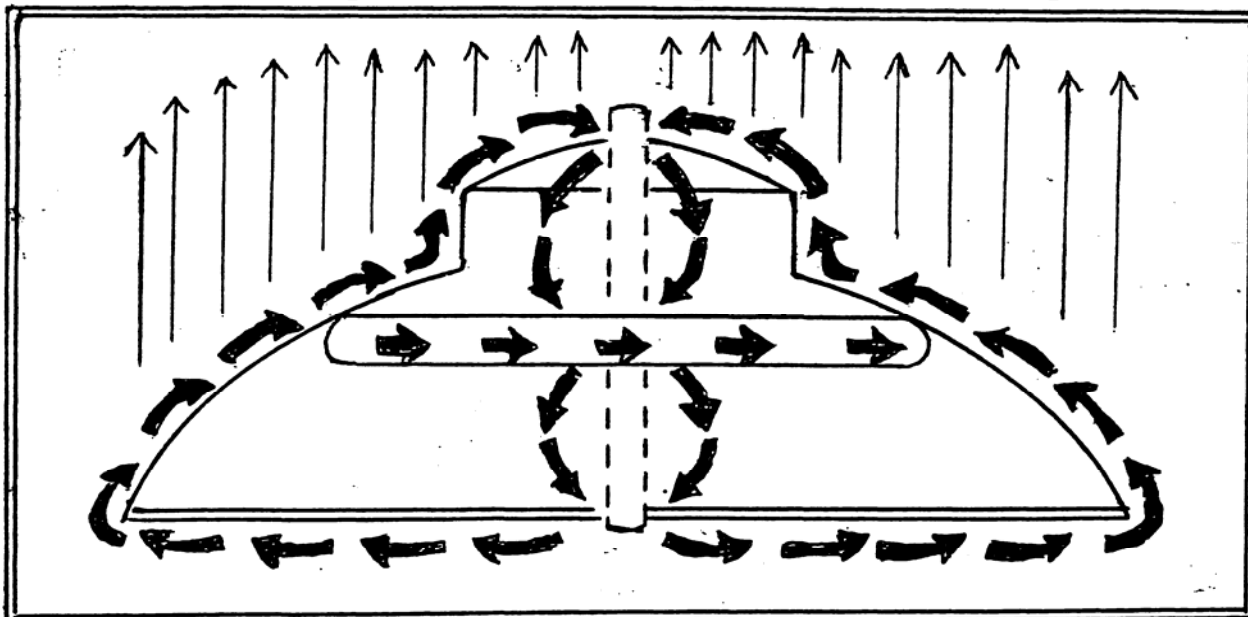


by the Facts Uncensored Publishing Company. But for Adamski's arm to be jerked violently upward against the rim of the hovering Saucer the vacuum-creating flow of energy would have to come all the way out to the edge of that rim and around it and upward as we have shown in our adaptation of the Saucer drawing below. This also brings into play the full area of the parabolic curved upper surface of the craft for lift - as described by the Ganymede Saucer captain to Dino Kraspedon in Brazil in 1952, the same month of Adamski's experience!

"CREATE A VACUUM IN THE DIRECTION OF TRAVEL"

"We use the natural atmospheric pressure in the flying saucer," said Ganymede. "It is this which gives us the necessary propulsive force."

"Please be more explicit," said Kraspedon. "I do not quite under-



stand the system you describe."

"If we maintain this pressure underneath the saucer and bring about a decompression on top, the craft will be given a terrific upward thrust which no known force can match. It is quite simple, my friend, we create a vacuum in the direction of travel. (This explains why UFOs have been seen to rise up straight and then tilt before moving horizontally in that tilted direction. RHC.)


"If we have low pressure on one side the other side is subject to the full atmospheric pressure. Any object, whatever its nature, can only be moved if some difference of energy potential is created. For example, with a saucer of 20 meters diameter, we get Pi times the radius squared = 3,141,600 square centimeters as the surface of the saucer. With an atmospheric pressure of 1.033 kilograms per square centimeter, we can calculate that the force operating on a

a saucer of 20 meters diameter is equal to 3,278,272.8 kilograms. This gives you some idea of what is involved, even the smallest type of saucer develops a thrust of approximately 3 million kg., whereas even your most powerful aeroplanes cannot develop more than a few thousand kilograms of thrust."

ATMOSPHERIC DRIVE

Though the title of Chapter Three of Kraspedon's book, "My Contact with Flying Saucers", is titled "Overcoming Gravity", this is not true Space Drive nor Contra-Gravity Drive because it depends on a vacuum created in the earth's atmosphere. Nor is there any hint in Ganymede's dialog with Kraspedon that an Imploding Vortex is central to the creation of the vacuum on the upper surface of the space craft. He frankly told Dino that they weren't ready then to reveal all of their secrets. However, Adamski got a little more detail from the Venusian when his photographic plate holder and film were returned to him at Alice Wells' home at Palomar Gardens, California a month later. The Venusian Scout Saucer flew low over the place in the day time - so several good pictures could be taken of it - and the plate holder was tossed out into the yard.

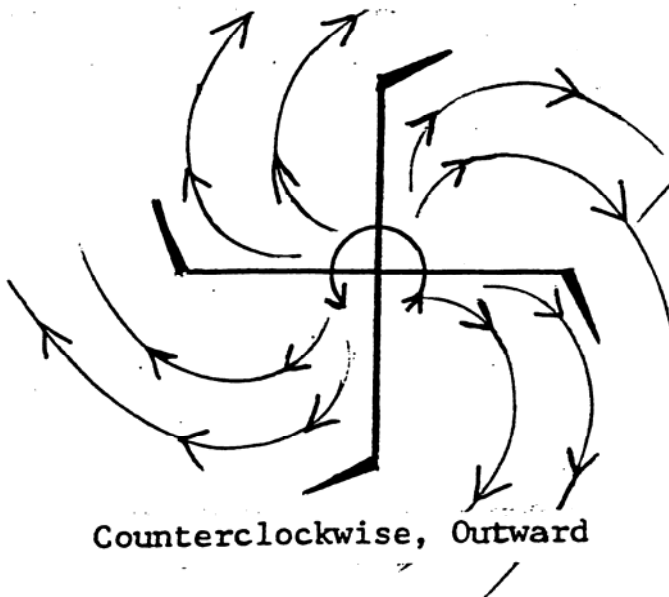
Below is a reproduction of the image on the film in the plate holder when it was developed. Perhaps the Venusian hieroglyphics contain a practical explanation for Einstein's Unified Field Theory, but



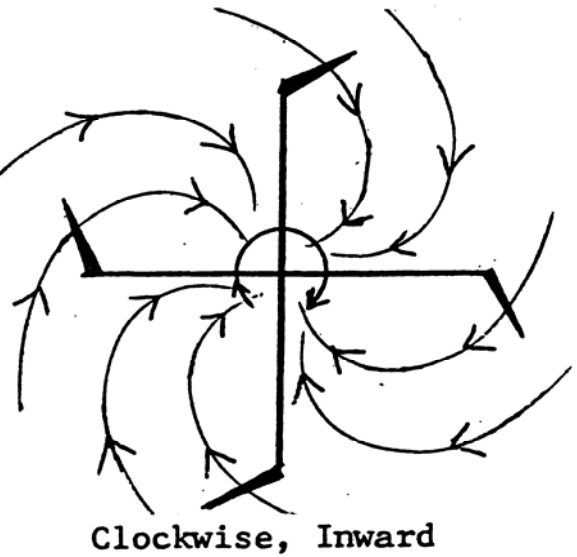
will have to wait for a translator. Meanwhile, the swastika or hooked cross drawn under the cabin of the UFO gives a clue to its propulsion. The problem for the design engineer is: Which way does the swastika revolve? If it's clockwise the effect would be centrifugal, like the exploding propellers on our airplanes and the turbines in our jets; but we'll follow Schaubarger's inspired lead and say that the swastika is turning counter-clockwise to create a centripetal effect, an imploding impeller.

The most common example of this in our own lives is the whirlpool of bathwater going down

EXPLODING CENTRIFUGAL VORTEX



IMPLODING CENTRIPETAL VORTEX



the drain. Another, more striking example, which illustrates the awesome power of the inward-turning vortex claimed by Viktor Schaubarger, is the tornado. We are in the tornado season now and imploding vortices are moving inexorably across the land, destroying everything in their path where the funnel touches down to the earth. Those who have been taken up in such imploding vortices, and survived, report time changes which indicate this is a true Space Warp affecting the very structure of matter. The tornado is a crude Time Machine; so is the Flying Saucer, but more sophisticated, with its Space Warping power plant under constructive control!

Dr. Andrija Puharich, in his book "Beyond Telepathy", proves pretty conclusively, that Time is one of the essential factors in the Gravity equation. Change Time and you change Gravity, thus affecting the "glue which holds matter together. We review that highly important material in our lecture "Flying Saucers Uncensored"

Perceptive Associates will see a contradiction in the Flying Saucer propulsion idea illustrated on page 25 and that described by the French scientist, Dr. Petit, on page 34 of the May-June Journal. Dr. Petit says the imploding vortex works upwards "causing gases to rush out through the top of the UFO. But remarkably, a magnetic field pushes the gases downward along the craft's outer hull - providing lift".

At this point in time we cannot resolve the contradiction. The fact of George Adamski's arm being jerked upward at the Saucer rim would seem to indicate that the flow of charged particles is upward along the curved surface and inward at the top, as illustrated, rather than the reverse. Perhaps it works either way as long as a vacuum is created on the upper surface. Perhaps there is a third explanation not clear at this time. We welcome comment and observations by the Associates.

VICTOR SCHAUBERGER AND HIS WORK

By Albert Zock

Victor Schauberger, proponent of spiral and centripetal force, is known to the reader through the BSRF publication No. 2-Q, "Implosion Instead of Explosion", by Leopold Brandstatter (1955). I was very impressed after reading this and attempted to find out more about it, such as subsequent developments or new research.

The Austrian Patent Office was contacted but gave no information. Mr. Schauberger's son ignores requests from this continent. Mr. Brandstatter's widow offered assistance, however, and I wrote to the people she referred me to. Both Mr. Brandstatter and Mr. Schauberger are now dead.

Victor Schauberger was a Forest Ranger before and after the First World War under Prince Schaumber-Lippe of Bavaria. This area was still a beautiful and unspoiled corner of the world then. One day, as often before, he was watching some trout standing motionless in the strong current of a mountain stream. For him, they had always been the symbol of the Man of Tomorrow who, he felt, would no longer need hard labor to survive. When he disturbed them with his cane they didn't dash to the side, but always went forward into the current. Schauberger assumed that a force unknown to the science of the day was influencing their behavior.

The period that followed was difficult for him, that is until he discovered the Implosion Force. As happens to anyone harboring a new thought, no one understood him. He couldn't find a tradesman who would manufacture a spiral pipe with a dent in it. His criticism of fellow scientists caused him still more difficulties. He supported his theory with experiments but no one would listen as he was by then considered a dangerous outsider.

He was eventually found troublesome enough to warrant committing to an institution. He was, however, fortunate enough to have friends with influence and soon left, with a document in hand stating that he was in possession of all his faculties. He was henceforth the only one who could prove his sanity without the shadow of a doubt.

Early publication of Schauberger's invention resulted in

May-June 1979 RR, Page 1

an invitation to work in America.

THE OIL COMPANY KISS OF DEATH

He came to Texas with his plans and models hoping to build a power plant for the home, which would make cheap electric power available. Unfortunately, the promises that had been made to him came to naught, and Schauberger, a very disillusioned man, became ill. He had consented under agreement to remain in Texas for three months. At the end of this period he was persuaded to sign the following contract before going home. Five days after landing in Europe, he died (1958).

(No wonder Schauberger's son wants nothing to do with America or Americans! This shabby treatment of the Austrian inventor proves that his Implosion motor was a threat to the established oil and nuclear power interests. So they murdered him with false promises, just as the Sick Industry broke the heart of Georges Lakhovsky in New York City in the early 1940s, with a research program on his Multi-Wave Oscillator which deliberately went nowhere. RHC.)

The Schauberger contract stated:

- that all of his patents would become the property of a consortium managed by a Mr. Donner.
- that any future inventions or developments would also be owned by this consortium.
- that he would refrain from discussing any of it with other parties.
- that he would refrain from publishing.
- that all plans and models would remain with the consortium.

Like many inventors before him, Schauberger died poor, but his work and ideas are still alive. His son, Dip. Ing. Walter Schauberger, for one, is teaching about Schauberger's achievements in his Pythagoras-Kepler School.

Schauberger was a multi-faceted inventor. At the beginning of his career as a forest ranger he worked for a landowner whose young wife often went to the Riviera to play the casino at Monte Carlo. Always in need of money, her husband wanted to increase logging productivity. Oxen were then used to transport logs. This was slow and expensive. Schauberger suggested floating them down the creeks instead. He estimated the cost reduction at 90%. Engineers declared this was impossible since oak and beech are heavier than water and cannot float.

Schauberger knew his idea would work on cold winter nights if a spiral could be created in the flowing water, but that would have to be in a trough or flume with laths of larchwood nailed

diagonally to implode the flowing water. The heavy logs went forward like bullets shooting out of a rifle. They twisted about their own axis without ever bumping against the walls of the trough, even at full capacity.

THE SPIRAL MUST BE HARMONIOUS


The spiral is subject to bipolarity. There are harmonious and inharmonious spirals, the same as with melodies. A spiral is harmonious when its radii are divisible by a whole number, i.e., 1 for the first coil, 1/2 in the second coil, 1/3 in the third coil, etc.

Nature uses egg shapes -- one of its secrets. But it works slowly. Applying this principle would be inefficient in view of today's pollution and destruction. For this reason Schauberger wanted to speed up the natural processes. He observed that the planets orbit around

the sun while at the same time spinning on their own axis. There is a double pattern as in waltzing. The spiral pipe incorporates this characteristic. It is conical and generally egg-shaped except for an inner bend along one quarter of its circum-

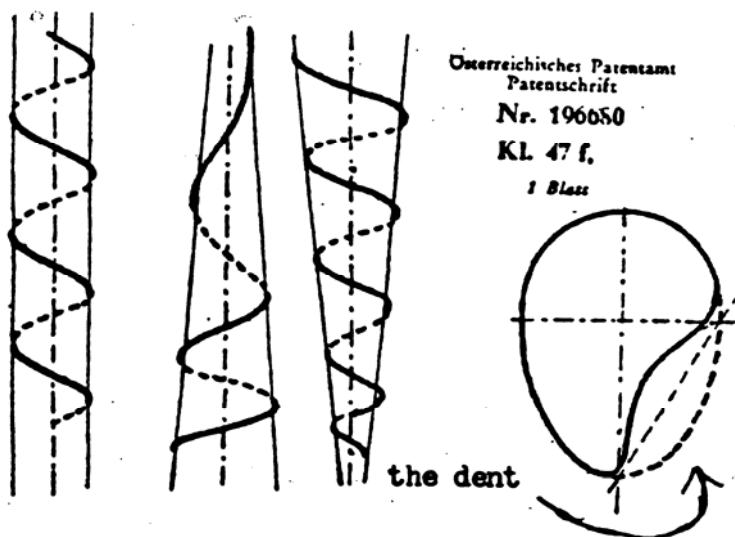
ference. The shape causes the water to roll inwards under the action of the rotor on which the pipes are mounted.

The manufacture of such a pipe was at first difficult; but a solution was eventually found: a sheet of copper was cut to the harmonious measure, bent in the shape of a pipe, welded along its length (embodying, of course, the irregular ovoid mentioned above). The impossible was made possible. We know that



Xerox copy of photo of Schauberger log flume under construction, the vortex-creating wooden lathes not yet in place.

Nature uses the spiral in many ways: hurricanes, twisters, tornadoes, streams and ocean currents. The Tesla coil, for instance, seems to work through this principle, or perhaps works better because of it. When the last three inches of the secondary winding are tapered and conical, the



coil gives a better performance (e.g., the end where you attach the MWO antenna). If interested, you can obtain the conical ceramic insulators for this purpose (\$3.50) from Information Unlimited, Amherst Professional Building, Box 716, Amherst, N.H., 03031. They carry transformers for Tesla coil 5000 Volt - 16 M Amp (\$18.00) and plans and kits for Tesla coils and high voltage capacitors as well.

VORTEX IN THE PYRAMID?

Schauberger introduced us to implosion and the centripetence force. Was he the first one to stumble upon this and put it to use? Chinese frugality is often chided by saying that anything that crawls in China eventually finds its way into the frying pan. Similarly, one could perhaps say that anything the Egyptians knew found its way into the Pyramids. Were the spiral and centripetence forces also incorporated into the Pyramids, beside the Pi, the Phi and all the other mathematical data which has been discovered therein?

Edward J. Kunkel, 295 W. Market St., Warren, Ohio 44481, says he has investigated almost every inch of the interior of the Great Pyramid. He suspected it was actually a giant ramp pump and that the pyramid was built by floating the blocks on barges on the rising water level in the interior of the Pyramid, as the name pyramid implies. In Greek, "pyr" means water, and "amid" means within. On page 30 of his self-published book, "The Pharaohs' Pump", Mr. Kunkel included a diagram of what is known as the well. He feels certain this was the air combustion chamber for the ram pump, which system would have included all the other passages as well. According to Mr. Kunkel the shape of the well had the following effect: Air trapped near the small ceiling formed a cushion, and the moment a downward flow occurred, air pressure in the cell conversely became extremely high and, seeking relief, moved the water between the cell and the chamber, thus initiating the action which a moment later developed into a whirlpool. A model worked better with this cell than without it. Was it knowledge or accident? Inspired by what he found in the Great Pyramid, Kunkel invented a ram pump and obtained a U.S. Patent on it.

ISKUSIN AND ISKADOR

Dr. Rudolf Steiner, M.D., the founder of Anthroposophie, found that the sap of both summer and winter mistletoe made a good remedy against cancer when injected. He called it Iskador, He described cancer as a disorder of the cell structure for which summer and winter mistletoe, when used together, could work wonders because of their regulating ability. Furthermore, during the process there is a build-up of a sort of electrical energy as the drops fall; this electrical energy, although a side effect, seems to be the main healing force. This energy

initially got lost during the mixing of the mistletoe as it was done by centrifuge. Dr. Med. Karl Roller, who was oriented to spiral force, reversed the process and used centripetal force which conserved the electrical property of the medicine. He called the drug Iskusin. (Electricity created by falling drops will be discussed later.)

THE WATER WHIRL IN PRACTICE

The pollution affecting the river Elbe in West Germany made it impossible for the city of Hamburg to use it as a source of drinking water. Deep wells had to be drilled and it was found that the water contains carbonic acid which is corrosive and endangered the City's water system. Carbonic acid can be neutralized with lime, at a ratio of 100 grams of lime to one cubic meter of water, or 6.6 tons of lime to 66,000 cm. of water, to be mixed during a 24-hour period. Lime and water were mixed spirally by a mixer, the upper portion of which had a saucer-like shape with a diameter of 83" and was 23 1/2" deep. A whirling arm of 3 1/4" diameter was driven by a motor. Not only did the centripetal motion do all the mixing, but also reduced the need for lime by 50% in each well. The city uses six such mixers.

THE GOLDEN PLOUGH

Because of his experience with all kinds of water problems, Schauburger was nicknamed "water magician". He was once invited to Bulgaria in connection with the problem of farmland drying out. The Bulgarians were then using steam plows, the ploughshares being made of steel. Strangely enough, there was no drying out in the old Turkish settlements where wooden ploughs were still being used. Could the material used for the ploughshares be the reason for the difference? Back home in Austria, Schauburger made experiments. His ploughshares were covered with copper plates. The result was surprising, up to 60% more harvest. New experiments show an increase of up to 100%.

The use of steel has disadvantages; it has no magnetic permeability. The earth magnetism gets cut and diverged. This creates turbulent energy fields, a chaos; but more important is the grinding off of tiny steel particles because of the fast working methods of today. The fine steel dust combines with the oxygen. The result is oxidation and rust, which not only deprive the soil of some of its oxygen - at the same time killing some of the micro-organisms in the soil - but also causes the groundwater to sink. In time the soil dries out. You can prove this by putting a small quantity of rust dust into water. This is sufficient to prevent falling drops from generating electricity.

Another experiment was used to put galvanic elements into

the ground. A copper plate was attached to one side of a container of water and a zinc plate to the other. This created an electric field, its radiation saturated the surrounding soil and the growth rate doubled.

BACK TO MESMER

It looks like we are back to Mesmer's experiment! If putting copper and zinc plates in water creates electricity that improves the growth rate of plants in that area, what would this do to men and women? It would be interesting to experiment in a bathtub. Leave the plates in some water for a day or two to create a build-up, then just add some hot water to fill the tub at the desired temperature. Perhaps some of the Associates would like to participate in this experiment and share their impressions with us?

A large technical company in Germany produces garden tools made from copper and byrillium, made after Schauberger's discovery. So far they are being used only in private homes and nurseries. Copper-byrillium tools are not as hard as steel; there is more deterioration; but this is helpful as it puts trace minerals back into the soil and creates bio-electricity without which there is little growth.

HOW IMPLOSION CAN IMPROVE YOUR SMILE

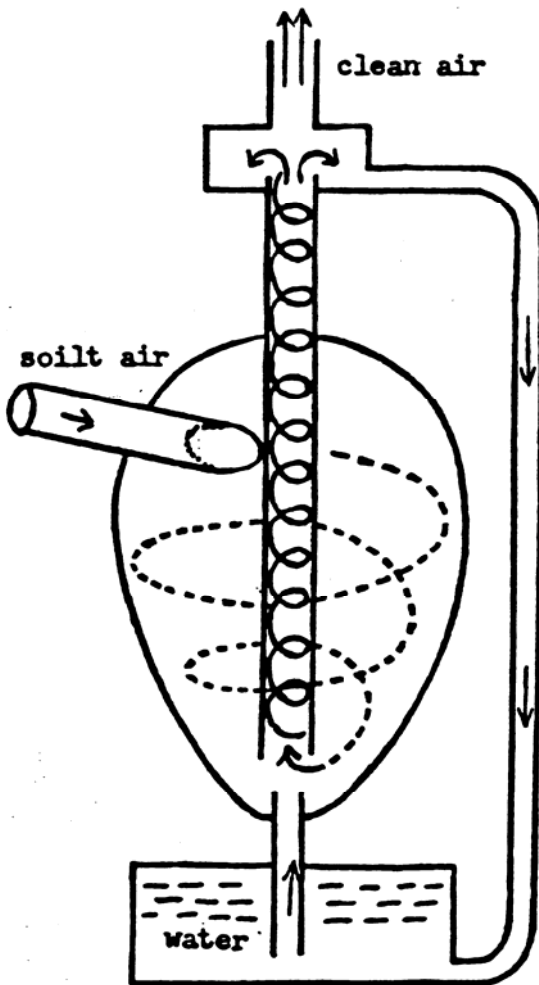
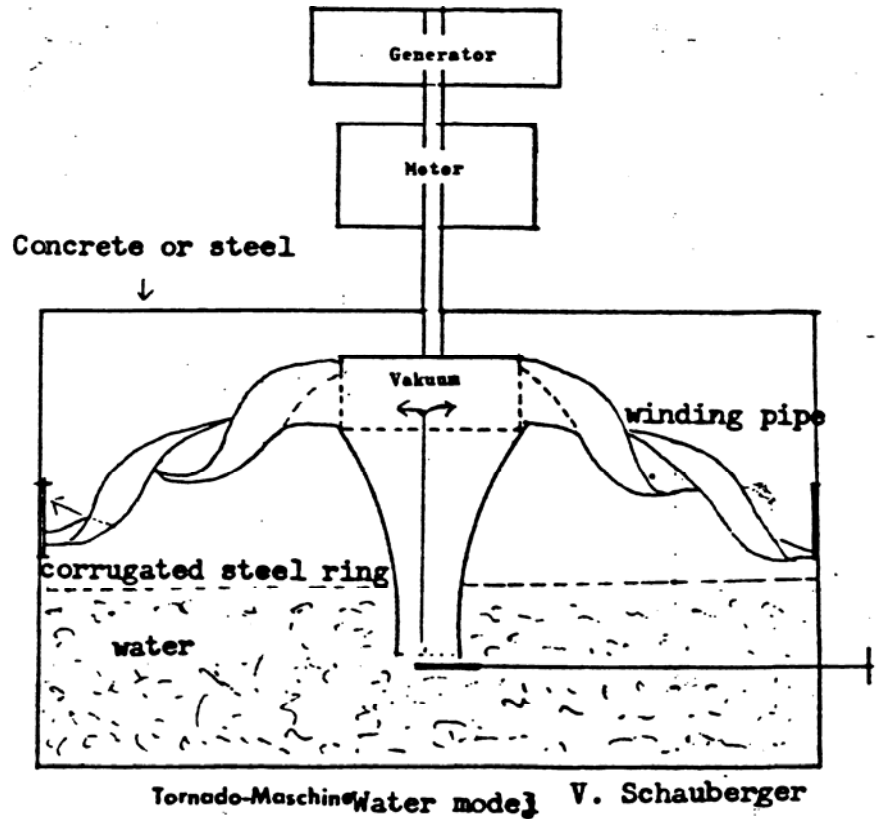
Orthodontist, Prof. Dr. Baiters always disliked the orthodox methods used to straighten teeth and treat gum disorders. In his opinion, freeing the creativity and healing forces of the body is a much better solution. He consulted Schauberger in Linz, Austria to get an introduction to Implosion. Dr. Baiters successfully developed the Bionator, braces made of caoutchouc which work from behind the teeth and assume the shape of the desired correction. The patient can remove the Bionator at will. It uses the implosion vacuum caused by the free flow of saliva and the suction of the gum.

THE WATER TORNADO IN ACTION

A motor turns the conical rotor in the middle of the tower. The pipes are mounted with the larger opening on the rotor. The smaller end, with the jet in it, reaches almost to the wall on which a wavy steel ring is positioned. When the rotor with the pipes turns, the centrifugal force presses the water out through the jets against the wavy or rippled steel ring, which causes a recoil and relieves the motor. The centrifugal force in the winding pipes creates a suction on the bottom part and so make an almost perpetual movement. The Air Model works the same way, only upside down.

The Schauberger Biotechnic Ltd. in Switzerland manufactures an air purifier. A ventilator blows the polluted air into the

egg-shaped housing. The Air rolls itself in and compressed at the bottom. Beneath the egg shape is a container with water, connected to the housing with a pipe. When the whirl is created, the water rises from the bottom through the pipe and mixes with the air, cleaning it. The clean air leaves through the top and the water flows back down depositing the dirt on the bottom.



FIRE IN THE WATER

"It is true that science has not yet solved the riddle of the water-jet, but Schauberger should not tell such fairy tales as that rolling pebbles in water disperse sparks which make the Rhine river glow at night. That makes it hard to take such a man seriously." Such remarks were often made when someone discussed Schauberger's theories. Prof. Dr. Zimmerman heard it often and, when visiting Schauberger, talked about it.

Schauberger laughed, took two pebbles out of a drawer, filled a pail with common tap water and moved to a darker corner of the room. As he rolled the stones against one another in the water, Dr. Zimmerman could observe the flying sparks which had the same force as if it had been done in the air. Cold light: it was almost as in a fairy tale. "Once in Yugoslavia it failed,"

said Schauberger. "I had in mind to demonstrate this to a group of unbelievers, got the pebbles out of the river, but got no sparks. Then it dawned on me the stones had been on a long journey along the river bed and had lost their power. Take only pebbles from a mountain or the upper part of the river; better still, break the stones and use both halves."

Friction creates heat in the water as in the air. To create sparks, oxygen is needed and we find oxygen in water as well as in air. The legend about the glowing Rhine river may not be a fairy tale after all. When the strong river current pushed the rocks downstream, and the stones bumped against each other, then in the darkness of the night the dispersing of the sparks could be clearly seen (the water in those days was still clear and unspoiled; Today, after grading the river bed and its shores, the polluted water has lost its magic.

IS THE HOME POWER PLANT NEAR?

In different places in Austria and Germany, tests are being done with great enthusiasm on home power plant models. The greatest obstruction has been finding ways to construct the shape of the spiral pipes. This problem has now been solved with an accuracy and ease that were not possible in Schauberger's time. First, a wooden model was made. The profile of the outside will be the profile of the inside of the pipe. To achieve this, the wooden model has a two-piece form adjusted around it in some flexible material. After the material has hardened, the model will be taken out and wax poured in its place. The wax core will then have the shape of the wooden model and requires special handling.

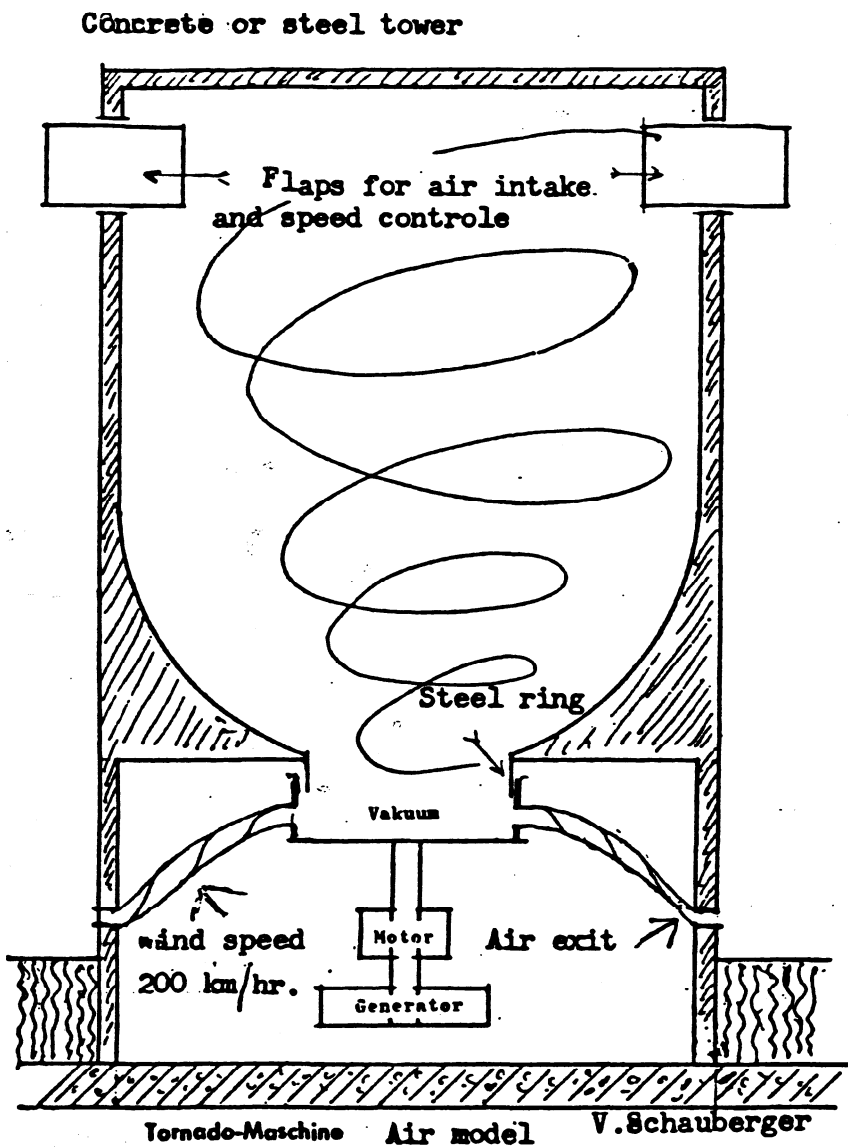
First, it will be covered with a kind of epoxy or something similar in which powdered copper has been mixed. The second coat is made of layers of fibreglass tapes to reinforce it since it will be the wall of the pipe. Another coat of epoxy or other strong material finishes the product. After all coats have hardened a little heat makes the wax flow out and the spiral pipe is completed. And what is the status of power plants in America?

ONE MILLION WATTS WITH A TORNADO MACHINE

Victor Schauberger's friends have not forgotten the bad experience he had in the U.S. Since his plans and models remained here, they keep a watchful eye across the Big Pond for any news about related inventions. Special attention was given to a newspaper report about an American engineer who suggested using wind energy by creating a man-made whirlwind in a silo-like tower. Ing. James Yen, working for the Grumman Aerospace corporation, estimates that a turbine of only six feet in diameter could deliver two million watts. It would take a conventional turbine measuring 200 feet in diameter to produce the

May-June 1979 RR, Page 8

same results The silo-like tower is steady, has an open top and is open on one side. The wind enters the tower through the wing-like opening, starts a whirl and this, in turn, reduces the atmospheric pressure in the center. A vacuum is created, forcing air through the turbine. The sucked air makes it spin. Mr. Yen expects much from the comparably small turbine. Experiments in wind channels confirm his theory. He is confident that it would be possible to build whirlwind generators with a capacity of 100 and even 1000 megawatts. Let us hope the atomic age is over soon!



Fiberglass Pipe

NATURE WAS MY TEACHER

By Victor Schauburger
Translated Erom The German By Albert Zock
With Added Comment

The coat of arms of the Schauber family showed a broken tree trunk with a dogrose wound around it. Their motto was: "Fidus In Silvis Silentibus" (Loyalty to the silent forest). As the last of the Schauberger robber knights were captured, the older one was beheaded and the younger one pardoned and exiled into the wild, deep forest.

He settled on the Plockenstein lake in the Austrian mountains, and his descendants supplied an unbroken line of gamekeepers, fishermen and forest rangers. They knew the healing power of water and the way to build irrigation ditches for nighttime use only as a method of improving yields in their fields. Even today after a storm, torrential streams lay bare an old creek bed as a witness to the art and technique the Schauberger used to build sluices for the transportation of logs.

Their method forced the water to flow first to the left then to the right, in sinuous spirals. The expression "zykloids" was unknown to them, yet they ingeniously used this principles Through this rhythmical change of curves the logs moved in the sluice faster than the water itself and, in some places, against the law of gravity, even uphill!

"Since my childhood I wanted to be a forest ranger. After the first world war, I was able to get such a position with the Prince of Schaumburg-Lippe. He was a good man to work for, but like others in those days, the Prince had financial problems. I had submitted my plan for building a new kind of sluice to bring down the cost of transporting logs to the Management of the estate. I was rejected with the argument that beech and oak are heavier than water and, according to Archimedes' law, cannot float.

"On a hunting trip with the Princess, I told her about her husband's problems. The Princess came from a humble background. She understood the situation, listened to my plan, and decided it might help to save the estate. She knew about the attempt by the company who did the hauling to bribe me. She stopped and asked, 'How much did the company offer you?' I replied, 'Three times my yearly salary.'

" 'And how much could be saved with your new way of transportation?'

" 'Today a cord of wood costs 12 schillings and 30 thousand cords

March-April 1983 RR, Page 14

are moved in a year. That amounts to 360 thousand schillings.'

" 'How much would the cord cost with the new system?'

" 'One schilling, including amortization of the construction,' was my answer. The Princess agreed. The only condition I asked for was to have a free hand in the construction, taking all responsibility.

A COMBINATION OF VERTICAL AND HORIZONTAL CURVES

"After four months the sluice was finished and an enormous pile of wood stood at the ready. We made the attempt. A moderately heavy log was the first to go. It floated down about 300 feet and got stuck with the force of the water pushing it out of the channel. The workers were grinning. I sent them home, and sat down by the pond to gather my thoughts. Suddenly I felt a movement against my leg. I catapulted it into the pond with my cane and watched it cross the pond. Then, it hit me: how can a snake propel itself through the water without any fins? I studied its every move with my binoculars. It was turning and twisting in a combination of vertical and horizontal curves. I kept this picture in my mind till it became clear to me.

"I recalled the workers and gave them new directions. One went for nails, the other for lathes of larchwood. I promised them double pay for finishing the Job, by torchlight if necessary. It took all night to nail the lathes diagonally into the trough, especially in the curves as suggested by the movements of the snake.

"When I returned home a letter was waiting for me. The prince, his wife and a building expert would be at the sluice to examine it by 10 o'clock the next morning. When they arrived I saluted the prince and chief forester, but ignored the guest. The gate was opened, the workers started pushing some medium-sized logs into the trough, leaving the larger ones aside.

" 'No, no,' said the chief forester, 'take that one.' I nodded my assent. Slowly the heavy log entered the sluice gate and blocked it, causing the water to rise. No one said a word. All eyes hung on the log expecting the rising water to overflow at any moment. Suddenly, there was a gurgling sound; the heavy log turned first right, then left, then twisting like a snake, floated past with its front end up in the air to finally disappear smoothly around the next bend. The float-master took the chewing tobacco out of his mouth and said, 'Kiss my _____, it works!'

"I took my rifle and went into the forest. Once out of sight, I sat down on a stump with the rifle and cane between my legs, wiping the cold sweat off my forehead. Never again, I thought. Had I not had the encounter with the snake at a most fortuitous moment, I would not be alive today. (Probably failure would have driven Schauburger to suicide, not uncommon in his day and circumstances.)

"After a few days I was informed that I would henceforth be managing the entire forest. Experts and specialists started to visit

March-April 1983 RR, Page 15

us, even the Secretary of State. Soon afterwards I was appointed to the Department of Agriculture in Vienna. From the day I promised the Princess to build that sluice I never had any peace!

"The sluice came very near not to being built at all, however. The chief forester came to me one day with an order to stop construction on the dam. I had to show my plans and explain them, as no one could believe that the 55 foot high dam could hold the water. Everyone was afraid that it would collapse under the pressure due to the weakness of the walls. Eventually, I realized the real intention was to prevent construction of the sluice.

THE MOMENT OF TRIUMPH

"I walked over to the middle of the dam and fired both barrels of my rifle upstream. This was the signal for an assistant standing above to open the gate and let the water in. The Commissioners thought I had lost my mind and had preferred to use my rifle than to answer their questions. Suddenly there was a roar. I pointed upstream wherefrom a mass of brown water 18 feet high came down blaring and carrying wood, stumps and chunks of turf with it.

"'Good heavens, come here quickly!' shouted one of the men. Others were gesticulating wildly with their arms. I only gave them a quick glance, then bent down over the 'weak' wall against which the onrushing waters were supposed to smash any moment. The water did no such thing, however. On the contrary, the impact was weak and the first wave rebounded back uphill against the oncoming, stream which caused the logs to stand up almost vertically, jumping out of the water like fish. The basin, of almost a million cubic yard capacity, was quickly filled.

"No one had the nerve to come down to me on the dam, so I went up to them. 'Well,' remarked the District Commissioner, 'more luck than brain.'

"'I think it's the other way around,' said I. I emptied my rifle and walked away. The group had a short discussion after which we were informed that there would be an inspection by experts from Vienna, even though the dam seemed to hold - but surely not for long! One week later the experts arrived and stated, after an extensive inspection, that the dam had a factor of 12 safety. In spite of their calculations they were puzzled by many questions. I had the basin filled once more to give them a demonstration. As the water came in I pointed out its behavior, that is how it recoiled against itself thereby breaking its own momentum. The idea for the shape of the dam had come not from technical books or schools but from your everyday chicken egg!

"On my first Job as a graduate forester I spent my spare time at a mountain lake fishing or duck hunting from a boat. My greatest wish was to shoot the giant fish eagle. Every evening he circled high over the water, suddenly falling down like a rock. The next moment he would be up and away with large fish in his claws. How he could catch fish without touching the water was a mystery. For

a long time I remained mystified. Obviously, careful observation was required. Equipped with good binoculars I took up position in a tall tree on the highest side of the lake, from where I could keep a watchful eye on both the eagle and the fish in the lake.

A PYRAMID OF SPIRALS

"Almost at the same moment, the eagle appeared. He circled with loud screams over the spot where the fish was, flying low and clapping its wings strongly as if trying to attract attention to itself. Next, it rose almost vertically in ever decreasing spirals. Then, it let itself fall like a rock, legs extended, toward the fish. As it reached the water it broke its fall with a strong flap of the wings and, the next moment, was holding a large fish in its claws* Heavily laden it flew toward the forest and disappeared. I was so fascinated I only paid attention to the bird, but promised myself that next time I would pay attention to the fish.

"The eagle came back, announcing his arrival loudly as usual, and drew his ever decreasing spiral upon recovering altitude. What happened next was so unbelievable that I lost my balance and almost fell out of the tree for having imitated what I saw. Fish in the lake were spiralling upward just like the bird above! They were one after the other, like pearls on a string, coming always closer to the surface. Because the spiral was becoming smaller, some of the fish were crowded together which caused their first dorsal fins to protrude from the water. A dark shadow fell over the spot, a little flash, and the eagle took off with its prey.

NEUTRALIZING GRAVITY WITH LENTICULAR FLOW

"It was spawning time. I took my post, on a clear moonlight night, close to a waterfall hoping to catch a fish poacher. I could see every move of the fish in the crystal-clear water. Suddenly, the fish moved toward the sides. A very large trout had come upstream. It swam along the fall as if in search of something, its motion like a winding dance, then finally disappeared beneath what looked like a sheet of glimmering metal under the moonlight. I noticed there was a whirlpool at the foot of the narrowing waterfall. The trout floated out of this vortex and up the waterfall as if drawn by an invisible force.

"Once at the crest, it was pushed out of the water and landed a few yards upstream. I was so excited by what I had seen I forgot all about the poacher and went home to think about it. I saw this phenomenon many times after that, but no scientist could give me an explanation.

"Later in the same winter I shot an alpine goat across a deep ravine. It slipped and fell down into the ravine. I could hear it bouncing over the ice on the frozen river below. I was unhappy about this as I expected the horns to be broken. Slowly I made my way down the icy slope. To my pleasurable surprise the goat was intact and dry. After cleaning it out, I threw the guts into the

March-April 1983 RR, Page 17

water which was calm at that spot, as well as crystal-clear and six to eight feet deep. I watched them sink and noticed some movement between the stones on the bottom. Although some were size of a man's head, they moved to and fro as if they were electrically charged. Defying the laws of gravity they went from side to side as if alternately attracted and repulsed by one another. I began to doubt my own eyes as a stone the size of a man's head spun then floated upward. It was egg-shaped.

"The next moment it was floating on the surface surrounded by a ring of open water and tossing gently. There followed another and another, until most of the egg-shaped stones were floating. Only the smooth, ovoid stones had this property, the angular ones remained motionless at the bottom. My first thought was that they must be electrically charged as this phenomenon reminded me of the light which appears under water when milky hued pebbles rub against each other.

"I didn't know at that time that a number of forces were at work to create a light effect as well as overcome the laws of gravity to bring these stones to the surface. I crossed the newly formed bridge and went home. Years later I learned that the Ankara river which originates in Lake Baikal in Central Russia is the site of a similar phenomenon, which makes it possible for the local farmers to cross the river in winter.

A LAKE RECREATES ITSELF

"Remarkable phenomena can be observed on the Lakes of Desolation in the Hartzau valley of Austria, after a long hot spell. I was sitting on the shore of such a lake on a hot day wondering whether to go for a swim when I noticed that the water started to move in a circle. Trees which had been imbedded in the sand after a landslide were pulled loose and carried away by the merry-go-round. As the speed of the circling water increased, the floating debris moved closer and faster toward the middle of the lake. Once they reached the center, the trunks tilted upward and were sucked in with great force so the shores were cleaned like a peeled banana -- or like people whom a cyclone sets back down on earth almost naked. None of the trees resurfaced.

"Shortly afterward the lake calmed down. This, however, was only the calm before the storm. The bottom of the lake started rumbling and suddenly a spout as high as a house shot up out of its center with a thundering noise, spinning upon itself and overflowing from the top like a fountain. A short while later the spout collapsed sending waves to splash against the shore. I had witnessed the renewal of a lake devoid of fresh water tributaries.

Here ends Viktor Schauberger's personal report. His discoveries represent only a fraction of the many ways Mother Nature uses a spiral combined with an egg shape. The expression "the egg of Columbus" should be "the egg of Viktor Schauberger. After all, Columbus made the egg stand, but Schauberger made the egg outstanding!

March-April 1983 RR, Page 18

UPSETTING MEDICAL ORTHODOXY

"The uterus, for instance, is egg-shaped. To many scientists it is now obvious that the uterus, because of its shape, is sucking the egg through the Fallopian tube and not, as believed by orthodoxy the Fallopian tube conveying it downward. Similarly, William Harvey's theory of 1618 that the heart is pumping the blood through the body no longer holds water. Some medical scientists recognized long ago that the blood is making the heart contract and not vice versa. This was corroborated as far back as 1892 by Dr. Karl Schmidt and 1927 by Dr. Martin Mendelson, by cardiologists Harlicek in 1937 and Genta in 1958, as well as Dr. W. Simonis in 1970. Everyone knowledgeable about the function of the heart realizes how little it can be compared with a pump.

Embryologie teaches that there is at first a primary fluid circulation within the tissue of the embryo and, much later, the heart starts to form. The tender cardiac valves have only a thickness of .15 mm Hg (about 4 inches of mercury); they are completely passive; there is no sign of an active pump. Suction, because of the egg shape, does most of the work, or better, implosion. It is a kind of ram pump and no more.

The Japanese, K. Nishi, points out that the red blood cells could never be pushed through the fine capillaries since some of them have a much smaller diameter than the red blood cells themselves. Amending the theory concerning the functioning of the heart would lead to better diagnosis and therapy.

A HEART-LIKE CONTAINER

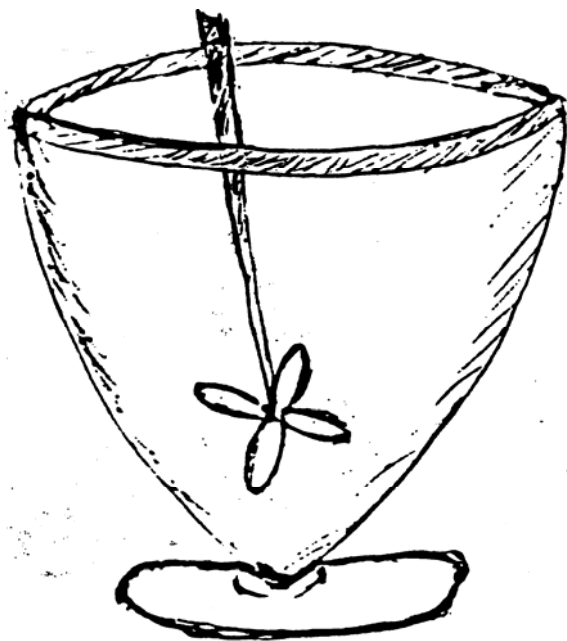
Dr. Karl Roller had a problem mixing drugs. He did not want to apply centrifugal force. Schauberger, whom he consulted, suggested that the liquid be shaken instead of the container.

"You have to build a heart-like container with a small, two-armed propeller on the bottom. Then you have the reversed movement." Replied Roller, "But then you'll have a centrifugal force again."

"Yes," said Schauberger, "but that will bring into play a suction in the middle of the container." It shouldn't be necessary to have the propeller built into the bowl; one driven by an electric drill, like that used to stir paint should do. Dr. Roller remembered an experiment made by Dr. Rudolph Steiner on conserving plant juice without alcohol by using rhythm on rose petals and distilled water in a heart-shaped bowl, and having his wife swirl the contents to create a whirlpool, each morning and evening. (To be concluded

in the next Journal.)

March-April 1983 RR, Page 19



NATURE WAS MY TEACHER

By Victor Schauberg

Translated From The German By Albert Zock

With Added Comment, Part II

Dr. Roller remember an experiment an experiment made by Dr. Rudolph Steiner on conserving plant juice without alcohol by using rhythm. He made a bowl in a heart shape and put in some rose petals and distilled water. The water became red from the petals and scented. Each morning and evening his wife would swirl the contents of the bowl to create a whirlpool at the center. Seven? years later the liquid was still fresh; it looked like an old Greek wine, and that without any preservatives, although the scent was lost.

Now we can understand how a lake without fresh water ingress can rejuvenate itself by creating its own implosion. Ordinary tap water will show improvement as well as distilled water. Laboratory examination does not show the energization of the water, but only a few changes:

	Tap Water Untreated	Tap Water After Swirling
Ph	7.15	7.195
Oxygen	9.36 mg/l	9.70 mg/l

an oxygen increase of 0.34 mg/l or 3.6%. But how can we know there is an improvement? The following method makes it possible to see qualitative changes. To one part of copper chloride (CuCl_2) add

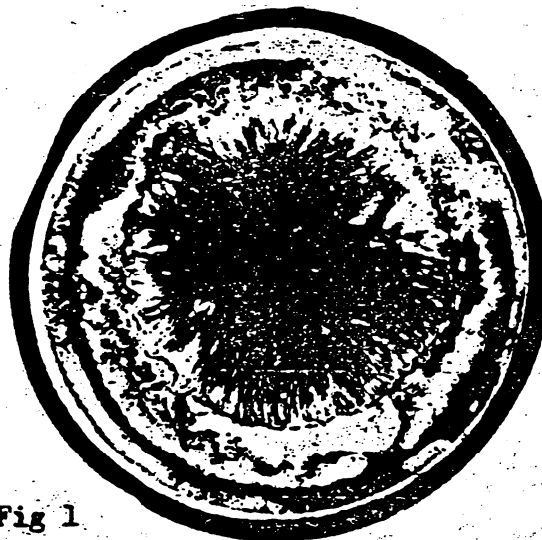


Fig 1

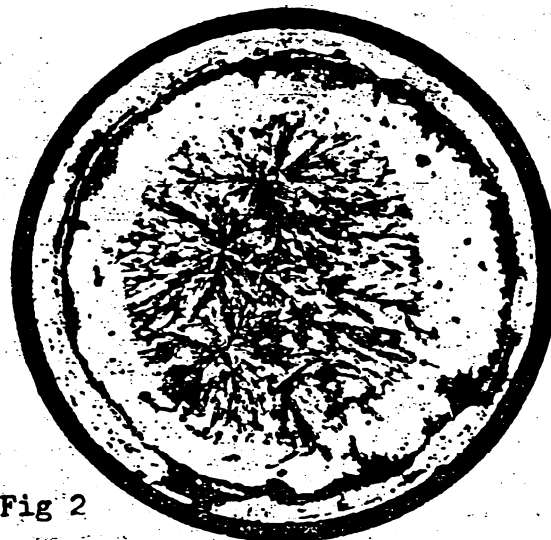


Fig 2

6-7 part water. Put on a glass slide so that it can be projected and magnified on a screen. Let dry at 64-68° (18-20°C), then observe the crystallization. Spring and spiral-treated water look identical but tap water is cloudy. Fig. 1 shows a 20% copper chloride solution; beside chaos there isn't much to see. Fig. 2 is a 5% solution and not very promising either. But if we add, as in Fig. 3, only a few drops of fruit juice to it, there is a change in the crystal formation. There is beauty. Fig. 4 contains distilled water and Fig. 5 shows the same distilled water treated in the egg-shaped bowl; substantiation has taken place. There is life in the water instead of chaos. You see an eccentrical point from which rays are emitted. You can get the same result by using a few drops of healthy blood, as in Fig. 6. The District of Kiel in West Germany uses this method to determine the quality of milk. The test can show whether the animal was fed with organically grown fodder or not. This method may be the answer to the borderlander's attempt to show visible proof of the influence of generators, radionics, pyramids, cones, ELF wave devices, etc.

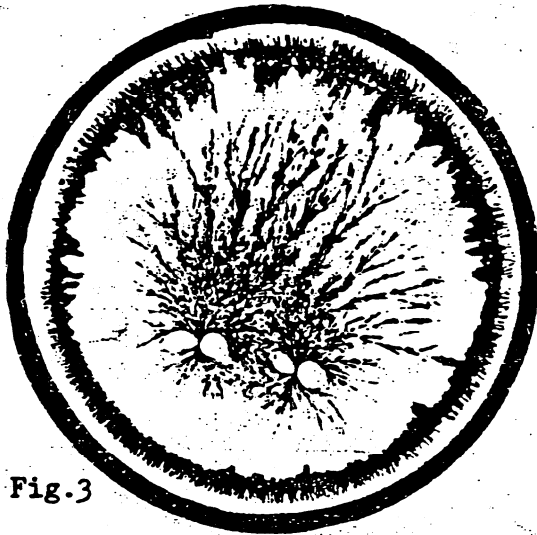


Fig. 3




Fig. 4

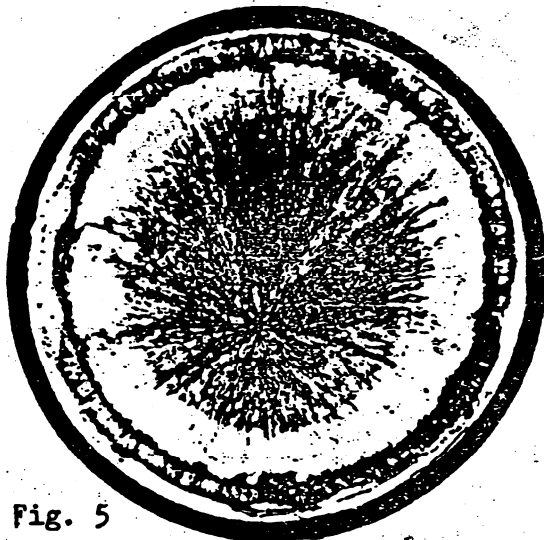


Fig. 5

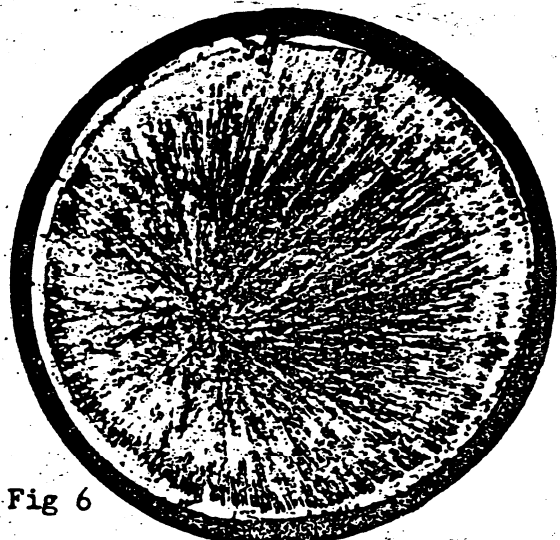
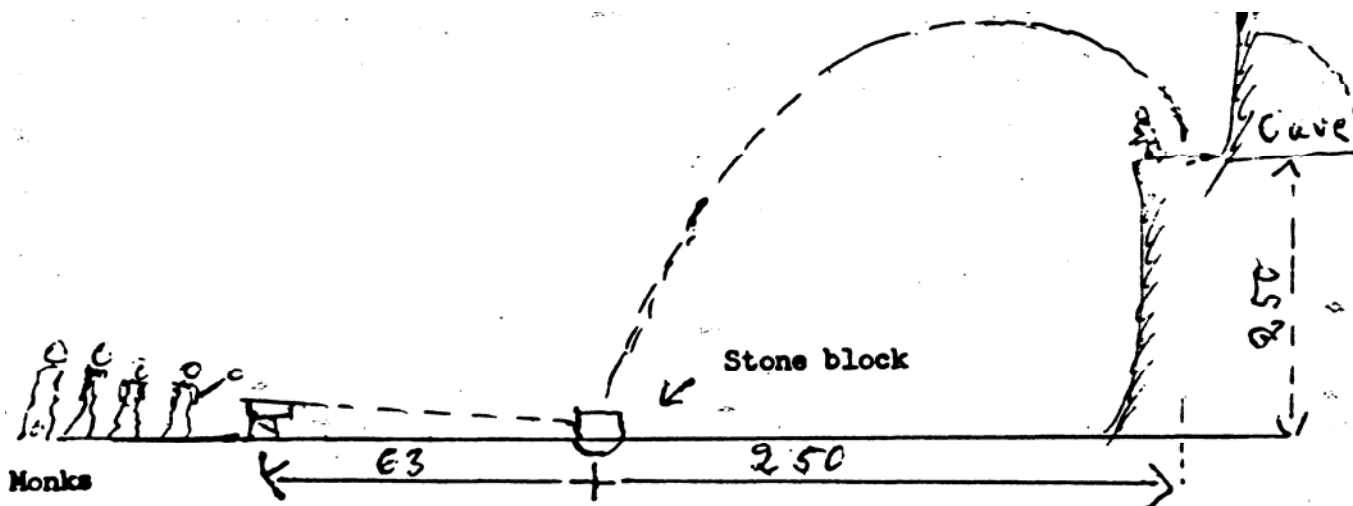


Fig 6

THE CONDENSING PRINCIPLE FOR LIFT

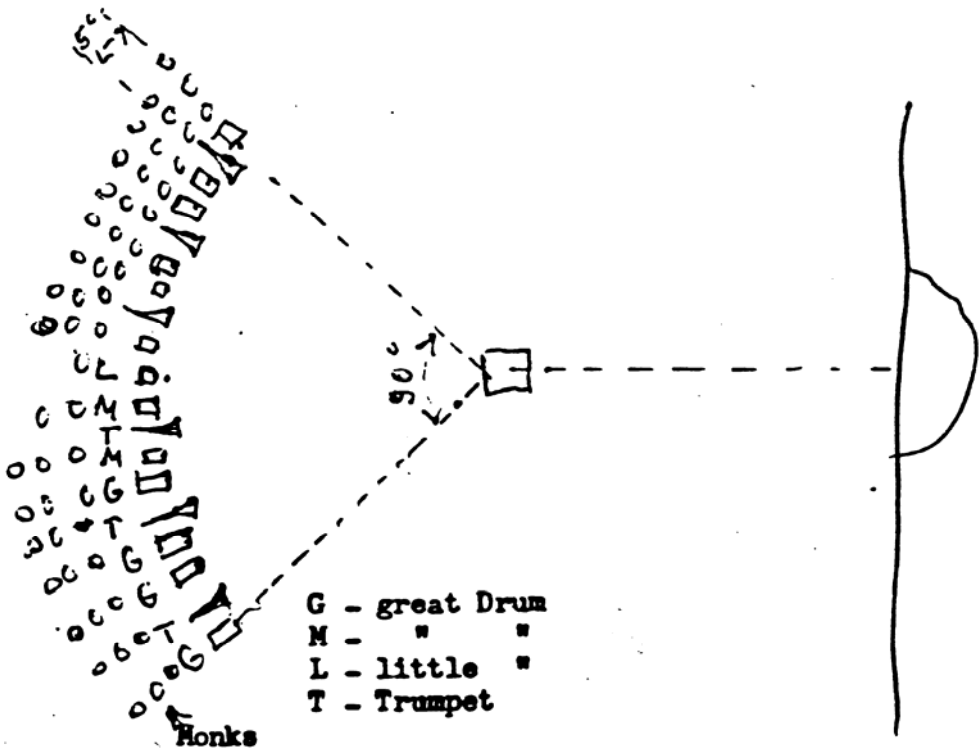
Even for the readers familiar with borderland research, the thought of a stone floating on water is hard to accept. We have been taught that what goes up must come down and that there is no escape from gravity. But is it so? Gravity can only be efficacious where the envelope around the object, air or water, is lighter or thinner than the matter itself. Any object will start to hover as you compress, that is, condense, its envelope. This is where Archimedes' law comes in. If we put an egg in a glass of water it will sink to the bottom. Now add salt to the water and when the salt is dissolved, the egg rises and surfaces. Where is the gravity effect? The water surrounding the egg has become more dense. The envelope can be saturated in more than one way to achieve uplifting. For example, on a cold winter night the water in mountain streams is cold and that makes it dense.

When Dr. Jarl, M.D. studied at Oxford he had the friendship of a Tibetan student. Years later, during a journey to Egypt, he met his old friend again and was invited to spend some time in Tibet, which he did. One day his friend took him to a place near a cloister where construction was in progress. In a steep cliff, 250 meters above ground there was a cave.



Monks were busy building a wall on a small plateau in front of the cave. The spot could only be reached from the top of the cliff with the help of a rope. On the ground below lay a smooth, flat stone with a depression in its center, one meter across by 15 centimeters deep. A stone block about $1 \times 1 \frac{1}{2}$ meters was put in the bowl. At a distance of 63 meters from the bowl 19 musical instruments (ragdongs) were placed side by side in a 90° arc. The radius of 63 meters had been carefully measured. The instruments consisted of 13 drums and 6 trumpets. Eight of the drums were 1 meter wide and 1.5 meters long. Four were medium-sized, 0.7×1 m. The only small one was 0.2×0.3 m. They were made from thick sheet metal, 3mm thick, weighed 150 Kg each and one end was open. Behind the instruments stood a row of monks, as shown in the drawing on the next page.

May-June 1983 RR, Page 17



The priest who stood behind the small drum gave the signal to start the "concert". The instruments made a loud noise and the monks sang a mantra. For the first four minutes nothing happened. The tempo increased and suddenly the stone started to sway. Then the block shot upward with increasing speed toward the opening. Three minutes later it landed on the platform. Whenever a projected stone split it it was thrown back by the monks above. Within an hour it was possible to lift 5 or

6 stones up to the 250m level in a 500m long parabolic curve.

CENSORSHIP FROM THE BRITISH MIRO

Dr. Jarl had heard about the Tibetan stone raising. Others, like Linauer, Spalding and Father Huc spoke about it. At first Jarl thought it was a sort of hypnotic trick; then he made movies of the anti-gravity phenomenon; but the British company Dr. Jarl worked for declared the movies their property and they were not to be disclosed until 1990 when, after 50 years, they shall be released. This could be the way the Great Pyramid at Cairo, Egypt was built.

In the book "The Egyptian Heritage", by Mark Lehner, based on the Readings of Edgar Cayce, published by the Cayce Foundation, we find this question, page 88, Q.14: "How was this particular pyramid at Gizeh (a suburb of Cairo) built?" Answer: "By those forces in nature as make for iron to swim. Stone floats in the air in the same manner. This will be discovered in 1958."

(Could be! Flying Saucers landed at Edwards Air Force Base, California in 1954. In 1955 the U.S. Air Force engaged Martin Aircraft company to set up an Advanced Design project at Baltimore to crack the secret of anti-gravity. In three years they could have done it. RHC)

Here is an experiment easier to duplicate! At the turn of the century an assistant at the University of Vienna made a discovery that could have changed physical theory, had it not been forgotten!


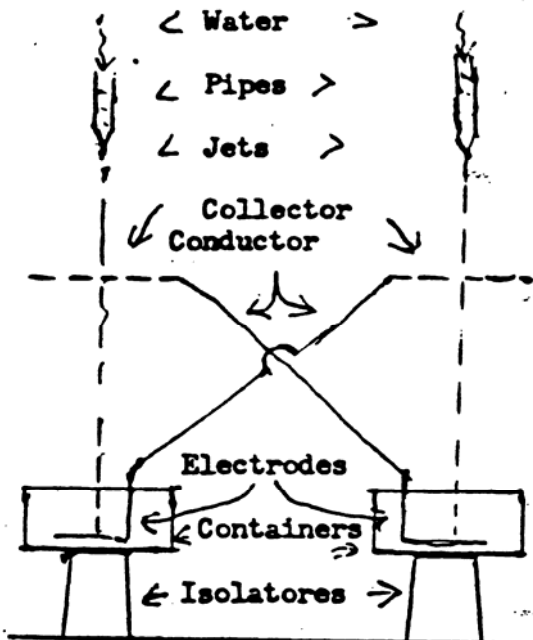
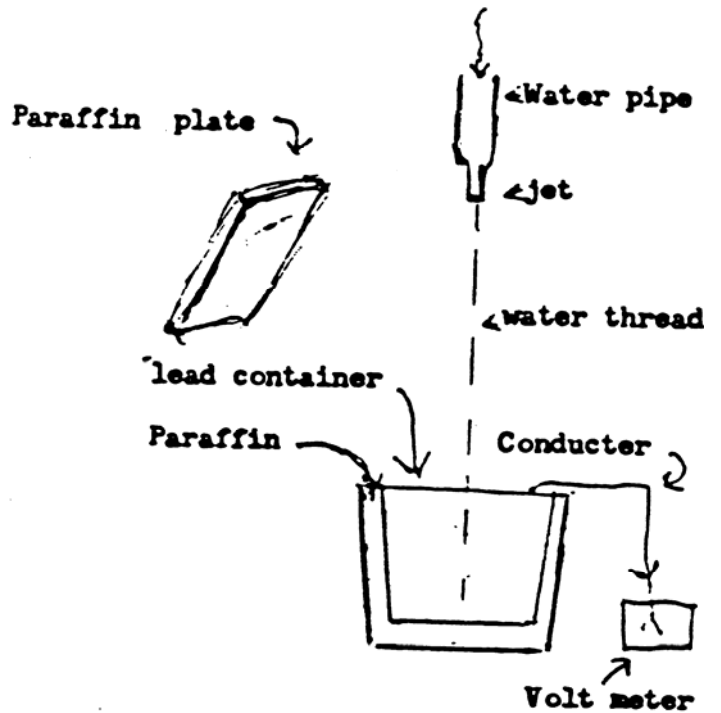
May-June 1983 RR, Page 18

A pressure of 5 atmospheres (73psi) forced tap water down a pipe. The jet at the bottom of the pipe had a diameter of about 0.2-0.3mm. The higher the pressure the better the result. About 30-40cm beneath the jet a metal container insulated on the outside with paraffin (overlapping the top edge) was placed; it is important to have the container isolated against ground. A wire led from the container to an electro-scope.

When a paraffin plate was held in an angle a short distance from the thin water thread, the electro-meter registered a charge of 10,000 volts! Connecting the wire to a neon tube would make it glow. A question arose: Why must the paraffin plate be at a certain angle? Later a Swedish research group extended this experiment by using a second jet at a distance of 60 cm

from the first. The result was a double charge. This was accomplished by crossing isolated conductors from one water thread to the container of the other and vice versa. The loop through which the water thread goes must be horizontal and at a certain height, to be found by experimentation. Then came a big surprise: as soon as the static electricity field had reached a certain density, the

water thread beneath the loop split and each single thread of water reversed its course and rose upward. Even with 73psi pressure behind it, the water had lost its heaviness and danced around in the air.



May-June 1983 RR, Page 19

DIFFUSION a la VIKTOR SCHAUBERGER

by Albert Zock

Viktor Schauberger, inventor of the implosion - generator had no doubt the Atlanteans knew the catalistic secret and therefore had silent airplanes.

He was fascinated by flying and even more by the gliding of birds high in the sky with no obvious physical effort. He also observed a similar phenomenon in mountain streams where trouts could stand motionless in a strong current, and, if disturbed, would shoot, like an arrow, not to one side, but strait ahead into the stream. Did he ever find an explanation?

There are other phenomena as well. Rivers in some places in Europe literally flow up hill. One such river is in the Tatra Mountains located in the Balkas. On a stretch of 15 Kilometers the river climbs 64 meters. Reports in the media about such striking occurrences are ignored by science, because no explanation can be given, and deeper investigation might result in a collapse of the well established "Law of Gravity".

In the opinion of Viktor Schauberger such phenomena as climbing rivers is related to the motions of birds and trouts and its explanation could revolutionize our science and if properly handled, could cut energy cost to almost nothing.

THE TRANSFORMING MEDIUM OF WATER

In his view, science made a big mistake by describing water as H_2O . If water could be put into a formula, it should read: Water is an ideal medium for transformation into an accumulator or transformer, and only the way it is moved determines whether it will be magnetic or electric. Such currents are of organic origin and decompose water into its basic substance (Hydrogen - Carbon - Oxygen) H-C-O.

Under certain conditions, its carbon (C) unites with the oxygen (O) to form organic electricity. The freed hydrogen (H) shoots upward, spinning, attracting and absorbing the missing C & O from its environment and forms water again. If we break this tornado with a propeller or turbine, mounted within a pipe of proper dimension, the result will be that 4000 liters of air per second rushing with a speed of 200 kilometers per hour, will

yield a force of 1000 horse-power, but only 4 horse-power are needed to break up 4000 liters of air. The remaining 996 hp. are free energy. This phenomenon is based on thermoelectric forces such as in cyclones or tornadoes which can be observed. Such implosion processes can be duplicated in small machines that give enormous power.

Similar reactions take place in the lungs of birds and in the gills of fish. The absorbed air or water touches organic catalysts which diffuse it; the split-off hydrogen acts like a magnet on the carbon and oxygen surrounding it, diffusing it in such a manner that in front of the opening of a machine, or the mouth of a bird or fish, the pressure sinks below 100 mm, leaving a vacuum which will push an airplane, bird or fish, forward.

The disaster in the thirties of the American airship, "Acron," and the German airship, "Hindenburg," have probably been caused by diffusion of their gases. The Acron was filled with helium and its diffusion causes rain, where as hydrogen turns into fire(Hindenburg). An analogue to the helium synthesis can be found in the natural process of rain.

At that time people did not pay much attention to this, since 50 years ago these analytic kinds of synthesis was almost unknown.



A chimney lifter the Schauberg principle

INTEGRATION OF THE LIFE BLOOD OF THE EARTH

By Ellen V. Wilmont Ware
From "PENDULUM" A Monthly Review of
Radiesthesia, Vol. A NO. 2, November 1953

Readers of the "Pendulum" who are also readers of "Country Living Books," "Trees," "Rural Economy," the "Soil Magazine" or "Organic Husbandry," may remember my writings on the discovery of an ancient system of Land Water Control, the introduction of which has invariably been followed by an amazing improvement in health and fertility (both animal and vegetable) in the areas concerned.

"What gave you the idea in the first place?", I am constantly asked, in conversation. I can only reply in the words of a famous scientist, "Ideas come out of space!"

The idea, upon which my work has been based, is as follows: "That it is possible to induce rainfall, as it touches the earth, to commence to move towards specially prepared focal points, where it will commence to spiral downwards, to replenish underground streams and centres of moving water, beneath the earth's surface; instead of streaming off, on. or near, the surface of the land; filling the surface water channels far too rapidly and causing mud and floods to make their appearance."

ANCIENT KNOWLEDGE

- This idea was quickly followed by the amazing discovery that the idea had evidently been in the minds of the ancient agriculturists, who first brought these islands (British Isles) to fertility, out of swamp and forest!

Not only here, in this Gloucestershire valley, but all over England, and in parts of Wales too, there are to be found the necessary earthworks and the chequer-board pattern of field and pasture, which are parts of the System; although, now, completely prevented from functioning by the application of modern ideas of Land Drainage.

Modern Drainage increases the rate of surface run-off, and prevents the far more rapid inward rotational movement. No puddles form where inward rotation of water is functioning; and in such areas there is no mud! Earth and water become permanently dissociated and air takes the place of stagnant water in the soil, wherever rainwater is allowed to percolate the earth with a natural inward spiral movement. This action can be induced by man, and adapted in accordance with his needs.

The radiesthetist will be, it seems certain, most interested in that part of the discovery which is connected with the incidence

of disease; and of the effects on disease which follow the introduction of this method of Land Water Control in any given area.

NEW LIFE IN THE VALLEY

In Parts of this valley, where I have not yet been permitted to set the System working, many dead and dying trees are to be seen. In areas where the ancient focal spots have been once more set to work, the diseased limbs, and the cankered bark of the trees, have all been shed, or smothered in new, healthy growth.

The corky excrescences which covered the twigs and branches of the elm trees, immediately began to shrivel up, and then to drop off, once the water of an area had started to move spirally inwards. Where, before, there were diseased growths, now there may be seen shining, healthy tissue, full of lenticels and growing at a rapid pace. The elm leaves may have been not much bigger than one's thumb nail, but now there will come, on the younger elm branches, large, tender, bright green leaves, which might be mistaken for nut leaves.

Willow trees - old and pollarded - may have been falling apart, riddled with the tiny holes of parasites. Now "new trees" will take their place. The splits are actually mended by new tissue which grows rapidly up the edges of the split portions, reuniting them and enabling the tree to take on the appearance of a new one, as new bark covers the whole area in succeeding years.

In our valley, the waterside rushes, which, formerly, grew for awhile and then turned yellow and died away, now grow right up to flower and fruit!

As for the rushes in the boggy valley pastures - where are they?

The little acre known as "Poor Land" or the "Parish Field," which I rent from the Parish Council, was, when I took it over, in January 1939, a mass of rushes and water weeds. Some, then called it "Rushy Meadow." Now, there is not a rush to be seen! The rushes have been grazed to extinction by my farm animals, which, previously would eat but little of the sour herbage of this low lying pasture; which, nearly every winter, disappears for a while under many feet of Severn floods, which sweep across the three-mile-wide Valley; which is believed to have been, in previous days "less subject to waters." (vide the 16th century historian Leland).

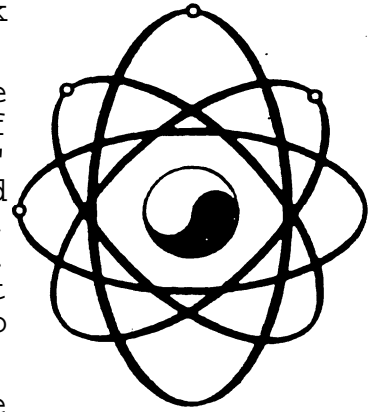
THE HUMAN LINK

What place have human beings in this long-forgotten System, which I have re-discovered?

We have no "roots" like plants. We, and the animals, move from place to place. We, and they, may gain great benefit from eating produce which is obviously more healthy; from the new-textured, sweet-smelling, and richly-coloured soil which is now to be seen wherever the System is working.

Is there more than this? I think there is.

In this System, allowance is made for tidal movements in the waters of the earth - the rhythmic "back-and-forth" of free water, which may be observed on the surface of the sea, but which, manifestly, cannot end at the sea shore. This movement must extend throughout the earth's surface, and outwards into space, also.



Much is written regarding the "stress" of modern times. I am convinced that much of this stress is connected with that unremitting onward "forward-traction" of the waters of the countryside - as though the "arteries" of the earth had been severed, while the "veins" had long since ceased to function!

COSMIC INTERCONNECTIONS

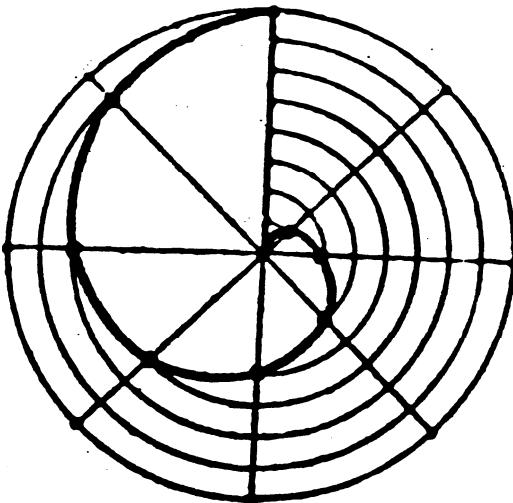
I look upon the Moon as having a similar function with regard to the Earth, as the Heart of man has with regard to his Body.

In this connection, it is interesting to note that the Ancient Chaldeans of Ur, (who, it seems probable, understood the principles which I have rediscovered) accounted the "Goddess of Fertility" to be none other than "Nin-Gal" the Goddess of the Moon!

There should be, I am convinced, (by practical experiment) a possibility for the earth's waters to draw back and forth, as well as on and on!

It also seems probable to me, that cosmic rays, coming out of space, need a healthy, and balanced environment in which to work naturally, - and therefore beneficently in the service of mankind.

May it not be during sleep (when we are, as it were, "rooted to an area), that the influences which spell the difference between health and disease are at their strongest - for we, as we rebuild our defences during rest, are then surely, most subject to external influences?



SECRETS OF THE SYSTEM

What are the secrets of this new (or very old) System? What are we to do, that we may start the System at once? Can we start in our own gardens? Yes, we can!

We cannot, however, get full results until the "Powers that Be" in Land Drainage, see the light also.

"We are under Whitehall," I have been told by Land Drainage engineers. "We are paid for our work and we must do as we are told. We can see that you have changed the texture of the soil. We know you are right, but - the Ministry of Agriculture says that all rivers and streams must flow straight to the sea; and dams of earth and stone are not permissible, according to modern drainage ideas!"

In our gardens, we may begin, however. That circular flower bed is the focal point. Make it, first, a "saucer," - a depression - made firm with a few stones in the centre. Then, on the "saucer," place a mound of earth. In the surface of this mound you will set your plants and seeds. Mound it as high as possible by adding humus to lighten the soil. Mound your flower borders also. Never let them be flat. Air pressure will then drive the rainfall towards the "cores" of the flower beds and flower borders. Thence it will spiral downwards.

You will have started inward rotation* In time, no doubt, others will follow!

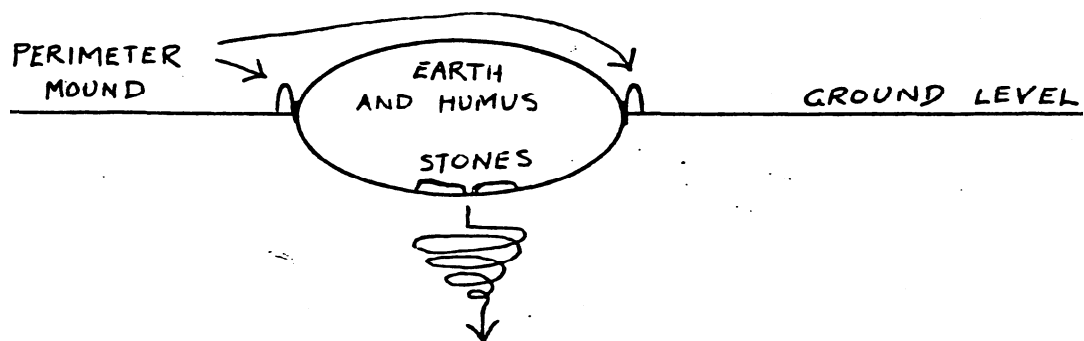
"For as the rain cometh down, and the snow from heaven, and re- turneth not thither, but watereth the earth, and maketh it bring forth and bud, that it may give seed to the sower and bread to the eater*

"So shall My Word be that goeth forth out of My Mouth; it shall not return unto Me void, but it shall accomplish that which I please, and it shall prosper in the thing whereto I sent it.

"For ye shall go out with joy, and be led forth with peace: the mountains and the hills shall break forth before you into a singing, and all the trees of the field shall clap their hands*

"Instead of the thorn shall come up the fir tree, and instead of the brier shall come up the myrtle tree: and it shall be to the Lord for a Name, for an everlasting sign, that shall not be cut off."

(The ideas of the author have some resemblance to those of Dr. Schauberger but were evolved separately over a period of years. The principle enunciated should be capable of being followed with ease overseas where Ministerial interference with agriculture is less evident. Egerton Sykes, Editor - PENDULUM 1953;



APPENDIX

Viktor Schauberger's Flying Saucer Research by Hellmut Hoffman, translated by Callum Coats

What Happened to the Production Drawings?

It only became known after the war, that aircraft resembling Schauberger's prototype had been further developed in several other production workshops. The most informative data about this is without doubt the report by Hermann Klaas, an engineer from Muhlheim in the Ruhr, who had collaborated on the plans and who at the time had published a detailed report, complete with photocopies of sketches and original documents, in the Wuppertal paper, Bergische Wochenpost (ceased publication): "I still have drawings of a model "flying disc" which I built in 1941; perfected by the Germans, in all truth this invention flew with almost unbelievable success. It had a diameter of 2.4 metres with a small, very fast running special electric motor (there were no petrol-engined models at that time), which had been "obtained" by courtesy of the Luftwaffe. It climbed straight up into the air so suddenly that unfortunately it hit the workshop ceiling and crashed to the ground in pieces.

The model which actually flew can be seen in the accompanying pictures (shown on p. 94) and also those versions begun firstly in Bohemia and later in Breslau (where the Miethe group worked), which embodied a stronger ramjet-pipe (like the VI rockets). The three models approximate the Ballenzo-Schriever-Habermohl prototype, even as far as the incorporation of the jet nozzles. The jets must be able to swivel in order to achieve the "colloidal effect", which enables the "flying disc" to climb vertically (Miethe built better models later on). On the first model, and also on the other models, the outer rim, made of high-grade metal alloys, was solid (without vents).

When this disc had gained height or had attained the desired altitude so that the thrust from the rear exhaust nozzles began to take effect, the disc transferred from vertical to horizontal flight. Naturally this control system was not simple. It was only on later designs that the "slotted rim" was incorporated, so that the jets could be swivelled in all directions. These flying discs are today being built not only in the West, but also in the U.S.S.R.

There was, of course, a whole range of further designs, though unfortunately no entirely completed prototypes. In the beginning neither

Miethe nor Habermohl could get hold of a simple jet pipe. It could only be "supplied" via the agency of a Luftwaffe sergeant"

The "Flying Saucers" of the Third Reich

Years later, on the 27 th July 1956, the Munich periodical *Das Neue Zeitalter* published an article headed "Hitler built Flying Saucers" ... "The Austrian forester Viktor Schauberger was the inventor and discoverer of this new motive power - implosion, which, with the use of only air and water, generated light, heat and motion. In the implosion-motor a diamagnetism was developed which made the lifting power possible By means of a suction screw-impeller, which revolved from the outside towards the inside along a cycloid spiral space-curve, the same force is generated which creates waterspouts, typhoons, cyclones or hurricanes through the effect of suction. On the 19th February 1945 near Prague, the first test of an unmanned "flying disc" took place. In three minutes it climbed to a height of 15,000 metres and attained a horizontal speed of 2,200 km/h; it could hover motionless in the air and could fly as fast backwards as forwards- This "flying disc" had a diameter of 50 metres."

On the 14th of August 1956, volume 31, the *Munchener Illustrierte* printed an article in which engineer Rene Couzinet's wooden model was displayed, whose external appearance was similar to Schauberger's design. Apparently, however, Couzinet was still far from achieving a working model, for Schauberger commented on the article in a letter dated 11/8/56 as follows: "One look (at the model) told me that the man is still miles away from the achievement of diamagnetic levitation power, for Couzinet has probably employed the effect of direct suction, whereas Nature uses indirect, i.e. reactionary suction force ... what various papers have published is also incorrect, namely that I might have copied typhoons, cyclones, etc, which occur in warm zones."

It should be noted in passing, that judicial circles in West Germany and abroad have posed the question as to whether Hitler was able to flee to safety in such an aircraft at the end of the war. In any case, it is a proposal put forward in Mattern's book, *UFO - The Ultimate Secret Weapon of the Third Reich*.

A book by Rudolf Lusar entitled *German Weapons and Secret Weapons of the 2nd World War and their Further Development*, now in its fourth edition, was published in 1962 by J.F. Lehmann in Munich. In it the author dedicated a whole chapter to the "flying saucers" of the Third Reich, wherein it was stated: "The development, which had cost millions, was almost complete by the end of the war. No doubt the existing models were destroyed, although the plant in Breslau, where Miethe worked, fell into the hands of the Russians, who removed all the material and technical personnel to Siberia, where further work on these " flying saucers" has been carried on with much success. Schriever just managed to get out of Prague in time, Habermohl, on the other hand, must be in the Soviet Union. The former German designer Miethe is in the USA and, as far as can be determined, is designing "flying saucers" for A. V. Roe & Co. The machines, which have been observed to date, have diameters in the order of 16, 42, 45 and 75 metres and they are supposed to develop a speed of up to 7,000 km/h. Already in 1952 "flying saucers" had been indisputably recognised over Korea and according to

press reports, were also observed and reported during NATO manoeuvres in Alsace in the spring of 1954."

The magazine Hobby took up the theme again in its 26th issue and quipped with the headline "When saucers learned to fly", whereas a company newspaper made reference to "Secret Service Cases". In addition, we have been presented with many other publications on this theme, some of which are highly interesting, in which there is no lack of amazing references to design drawings and models supposed to have fallen into Allied hands at the end of the war.

It would indeed require a hard-working and conscientious chronicler to sift through such a profusion of data. But, as the old saying goes, "There is no smoke without fire'. Through the information supplied us by Walter Schauburger, which has provided us with much documentary evidence, much of the above will be made clear. We would, however, like to keep a certain distance from comments which reflect only isolated opinions. Everyone can draw his own conclusions from such views as have here been quoted.

In connection with many such reflections, a letter written by Viktor Schauburger to a friend on the 2nd August 1958 is very informative. The following are extracts: "The 'flying saucer' which was flight-tested on the 19th February 1945 near Prague and which attained a height of 15,000 metres in 3 minutes and a horizontal speed of 2,200 km/h, was constructed according to a model I built at Mauthausen concentration camp in collaboration with the first-class engineers and stress-analysts assigned to me from the prisoners there. It was only after the end of the war that I came to hear, through one of the workers under my direction, a Czech, that further intensive development was in progress: however, there was no answer to my enquiry. From what I understand, just before the end of the war, the machine is supposed to have been destroyed on Keitel's orders. That's the last I heard of it In this affair, several armament specialists were also involved who appeared at the works near Prague, shortly before my return to Vienna, and asked that I demonstrate the fundamental basis of it: The creation of an atomic low-pressure zone, which (develops in seconds when either air or water is caused to move radially and axially under conditions of a falling temperature gradient."

The USA Intervenes

Particularly instructive is another letter by Schauburger to the same friend dated 23rd January 1958. "An American aircraft consortium offered me \$3,500,000 to divulge the secret of the UFO. to three of their experts. A similar offer was made by Canadian interests. Both groups wanted to come here to see everything . . . I answered . . . until the signing of an internationally valid provisional agreement, nothing would be demonstrated. (These gentlemen, however) wanted to see first and sign later, which I categorically rejected. From the Germans it was suggested that I should secretly act as consultant on two major government projects for which I was to receive a commensurate fee. I declined, because I did not want the secrets to be drawn out of me and then, as always happened before, to receive a kick in the pants... I am no businessman, but a simple observer of Nature who

has absolutely no contractual experience... Whenever I was overtrustful, I always had to pay for it miserably... The professors believe they are able to correct wise Nature and they do everything back to front (in relation to what Nature actually does)... And now we' re all in a fine mess. I will have nothing whatsoever to do with such bankrupts."

Despite these misgivings, discussions with Bonn did, in the end, take place. Essential to these discussions, inter alia, was the conditions that investigations into the hydraulic processes resulting from Schauberger's research and development, including the evaluation of earlier experiments, were to be verified on a stricdy scientific basis by expert opinion from the Stuttgart Institute of Technology (Technische Hochschule Stuttgarts).

This report by experts was published verbatim in the quarterly magazine *Komische Evolution*, which regularly publishes the results of the latest scientific research in the sphere of Schauberger's theories and findings.

While discussions with Bonn were still under way, two representatives from the "Washington Iron Works" suddenly appeared at Schauberger's home: Messrs Karl Gerchsheimer from Texas and Norman Dodd from New York. During the American Occupation, Gerchsheimer was the US plenipotentiary for Wurzburg. He spoke fluent German with a Bavarian accent "We are here on behalf of a large American corporation whose spokesman is Robert Donner from Colorado. It is desired that Schauberger's ideas and findings be translated into fact as soon as possible in the USA. Money is available in unlimited quantity."

650 Million Dollars for "Project Implosion"

Later on it became known that the 650 million dollars was supposed to have been the first installment of the committed capital, notably at a time when the value of the dollar on the international market was twice that of today. Viktor's son, Walter Schauberger, also became involved in "Project Implosion". He was supposed to contribute his knowledge and scientific co-operation to the common cause of the scheme and to be prepared for a longish sojourn in the USA accompanied by his family. From the Americans' point of view, this requirement seemed justified, for even before the beginning of the 2nd World War, Walter Schauberger had played an important role in a series of his father's fields of research. At the beginning of the War, Walter was severely wounded and having had his leg amputated, was discharged from the field hospital

Both were opposed to an extended stay in the USA, however. In principle, they were prepared to assist for a limited period only. To clear up these and various other questions, the two Americans then returned to the USA. When they reappeared in Austria again, things really began to get moving. Very much now in evidence were the words "Top Secret", whose outward expression, inter alia, manifested itself in the constant care of both Schaubergers, which they, however, nevertheless experienced as a rigorous surveillance. Even clothing coupons were issued. Entry visas for the USA, for which one could often wait months in those days, were arranged within minutes and with a validity for an immediate period of four years. Thus father and son received a foretaste of the powerful arm of Uncle Sam whenever the question of dollars was involved. This first taste, however, was not to remain with them for long.

Gerchsheimer arranged for all the various records, calculations, drawings, even technical literature, together with all models, designs and pertinent apparatus, which had been collected from a variety of places, to be quickly packed into five giant, watertight containers, which were immediately despatched overseas. These days were distinguished by hectic bustle and activity and cast their shadows over the approaching difficulties in the New World.

A few days later, Viktor and Walter Schauburger were already in New York, where the US Chamber of Commerce had prepared a splendid reception followed by a banquet attended by high-ranking military personnel.

The Situation Becomes More and More Acute

The workshops themselves were located in Texas. It later came to light that the nearest human habitation was about ten kilometres away. All mail was scrutinized by Gerchsheimer personally, and the isolation was thus complete. Eric A Boerner, formerly an engineer with the Junkers Company in Germany, but whom in the USA had been raised to the position of director of the "Cosmotron" accelerator project in Brookhaven, took part in one of the first conferences. Gerchsheimer had brought him in as an expert on questions regarding energy. At this conference Viktor Schauburger unexpectedly renewed his acquaintance with one of his former co-workers, a certain Renner from Salzburg. According to an entry in the documents related to this affair, which are in our possession, "Renner's transfer to the USA was very close to being a kidnap."

"Project Implosion can be started," Boerner declared. "Schauburger's basic considerations and ideas tally with recently ascertained facts, which, largely through the mathematical-physical endeavours and new interpretations of his son, Walter Schauburger, have been significantly extended. . . As energy is problem No. 1 for the USA, its solution requires a total commitment and that both Schauburgers remain in the USA for eight years. . ." Questions and objections were rigorously curtailed.

At a second conference, Viktor Schauburger flatly refused to stay on in the USA even one day longer than the agreed period of three months. "Otherwise I refuse to talk" he declared categorically. A third and last conference took place at which Gerchsheimer announced that it had been decided to authorize Viktor Schauburger's return journey. At the same time he handed him a contract comprising several pages in English with the request that it be signed immediately, although he well knew that Schauburger was unable to read English. "We must leave for the airport in ten minutes", urged Gerchsheimer and glanced nervously at his watch. An extremely lively argument ensued which became considerably more heated when Walter Schauburger was informed that he would in no way be permitted to return to Europe with his father. On the contrary, it was desired that he be placed under contract. Once again the tempting phrase: Money is no object.

Wild West Methods Dominate

The Americans seemed to have entirely failed to grasp that it was precisely their Texan behaviour that so disgusted their Austrian guests. With wild threats and honeyed promises, Gerchsheimer tried to induce Walter at least to remain. When he finally realised that all his efforts were to no avail, he was quite taken aback. Meanwhile Viktor Schauberger had reached the end of his nervous tether and had signed the contract after its essential features had been orally translated for him. At that point he would have signed anything required of him, for he was motivated by one single idea: To get away from the present company and to return to Austria.

This contract, of which we have a photocopy, is a typical example of unscrupulous American insatiability. In it Viktor Schauberger not only made over to those clever Yankees all rights to his patents, but also all his ideas, thoughts and discoveries, past as well as future. Moreover, he was not even allowed to talk about them with others. This contract degraded him to an empty shell, for his brain, his intellect, aye his whole being and all his thoughts had become the "property" of that US organisation.

Apparendy the enforcement of Schauberger's signature was a typical American show, for afterwards the room was suddenly filled with smiling faces. No one paid any attention to the time and all at once there was any amount of it. They only wanted to celebrate to the full the "conclusion of the agreement".

Towards midnight on the 20th September 1958, both Schauberger's finally arrived back in Linz. Then began the last 100 hours of Viktor Schauberger's life. However, no one had the slightest presentiment of it. His sudden death on the 25 th September 1958 precipitated a riot of rumour that Schauberger had already been in poor health for some time before the tribulations of a long journey for this 74 year old man. No doubt the final blow was his deep disillusionment over the humiliating outcome of his American trip and above all, that fateful contract with which he had totally delivered himself up to the Americans. "I don't even own myself any longer," he said utterly dejectedly to friends a few hours before he returned to his home.

What Did the Americans Really Want?

In the meantime, 20 years have elapsed. From the Americans nothing further has been heard, and just as little is know of "Project Implosion", which in those days is supposed to have been launched with such great elan. All the various design drawings, plans, calculations and models were left behind in the USA. The question arises; What did the Americans really want to achieve? In the final analysis, was it indeed only the "Flying Disc" project in which, long before the trip to America, the widest variety of groups on the other side of the Adantic had already shown such surprising interest? Because Schauberger, in the face of demands for the facts, had displayed the greatest restraint, a reticence in no way diminished by offers of millions of dollars, the possibility cannot be ruled out that, by way of Schauberger's main main interest- implosion, it was hoped to reach the real goal (flying discs).

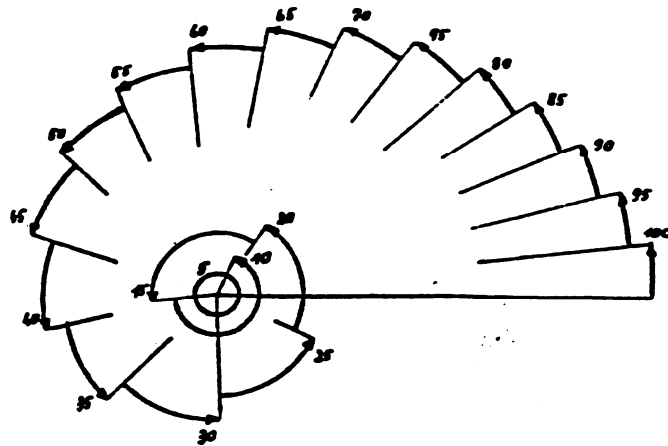
Part II

more

implosion

than

explosion



More IMPLOSION Than EXPLOSION

Compiled by Tom Brown

(C) 1986 BSRF, Inc.

TABLE OF CONTENTS

INTRODUCTION	a-b
LIVING WATER - Viktor Schauberger and the Secrets of Natural Energy By Olof Alexandersson Book Review by Alison Davidson.....	1-6
VIKTOR SCHAUBERGER - HOROSCOPE DATA SHEET.	7
IMPLOSION (Prom "WELTE SPIRAL" - September 1962) Translated by Bodo Capeller - 1986,.....	8-12
NEW SUCCESS IN BIOTURBINE CONSTRUCTION (From "WELTE SPIRAL" - January 1963) Translated by Bodo Capeller - 1986.....	13-14
THE GERMAN FEDERAL MINISTER FOR NUCLEAR ENERGY ON BIOTURBINES	15
BILLIONS FOR NUCLEAR RESEARCH - NO MONEY FOR BIOTECHNOLOGY (From "WELTE SPIRAL" - January 1963) Translated by Bodo Capeller - 1986.....	15-17
THE STATUS OF BIOTURBINE DEVELOPMENT (From "WELTE SPIRAL" - March 1963) Translated by Bodo Capeller - 1986.....	18-20
VORTEX NOTES by Patrick & Gael Crystal Flanagan	21-28

INTRODUCTION

To begin this introduction I would like to thank the people who made this book possible. First, my wife Alison, who did an excellent review of LIVING WATER. which is probably the best book in English on Viktor Schauberger. Secondly, I wish to thank Borderland Sciences Research Associate Bodo Capeller for his great help in translating a series of articles on Schauberger from the German magazine "WELTE SPIRAL", or World Spiral. The readers of this book will be well served by their efforts.

This short book is issued in the interests of Borderland Researchers who are truth seeking in the wake of LIVING WATER and BSRF's IMPLOSION - Viktor Schauberger and the Path of Natural Energy. The promise of beneficial technology held out in those two books hits the brick wall of reality on these pages here.

For those unfamiliar with Schauberger or Implosion, the review of LIVING WATER will give a glimpse of an incredible man with an incredible vision - to give the world a proper technology in harmony with nature. The horoscope data gives us an insight of Schauberger that we have never been treated to before.

The series of articles from the German magazine "WELTE SPIRAL" is a most welcome reference for Schauberger's vision. When I first experienced Schauberger's vision, I could see how right the man was. I accepted the information without ever seeing any of the devices work. To me the photo of Schauberger's home power unit was enough. We were being gyped of our birth-right of natural energy.

This was easy enough to believe, as I could find tie-ins with other Borderland Researchers. Through Trevor James Constable's book THE COSMIC PULSE OF LIFE I was introduced to the ether physics of Rudolph Steiner. The ethers were understood as the four ancient elements - EARTH, WATER, AIR & FIRE, The ether of water is implosive and is no doubt what Schauberger was working with. Trevor shows that the water ether (or chemical ether as it is called) is functionally equivalent to Wilhelm Reich's ORGONE ENERGY. The many comparisons between Reich and Schauberger cannot be covered in this short introduction, but can be found by anyone with the gumption to pursue knowledge and study it.

IMPLOSION and LIVING WATER both carry references to the use of implosion technology for anti-gravity propulsion and we are shown pictures of Schauberger's model saucers. Again I accepted this wholeheartedly. I still agree with the principle, but still would like to see some operational equipment before I pass judgement. The serious research of T. Townsend Brown presents hard evidence that the field around a capacitor in an electric oscillating circuit is electro-gravitic in nature. Eric P. Dollard, Borderland's resident "Wireless Engineer,"

has shown through his researches with Tesla Technology that the capacitive field (which he terms the dielectric field) is implosive in nature and produces the same illumination effects as Reich's Orgone. So here we see a relationship between the implosive effects of water and the possibilities of anti-gravity; and the implosive effects of the dielectric field and the possibility of anti-gravity. Reich manipulated the Orgone streams around the earth to produce changes in the weather. Nikola Tesla was experimenting with weather engineering via his large Magnifying Transmitter at Colorado Spring. This manipulation was effected, not by ELF transmissions as is popular to believe (with no proof), but by the propagation of the dielectric field, which is the organic side of electricity and has been here shown to be in direct relationship with Orgone.

Herein reside the keys to a beneficial technology and the solution to the mechanics of anti-gravity. These matters have not really been suppressed - the teeming masses of humanity on this planet are not responsible enough, or spiritually aware enough to deal with the ramifications of universal energy and true freedom. Concerning this concept, Nikola Tesla had this to say, "I am unwilling to accord to some small-minded and jealous individuals the satisfaction of having thwarted my efforts. These men are to me nothing more than microbes of a nasty disease. My project was retarded by laws of nature. The world was not prepared for it. It was too far ahead of time. But the same laws will prevail in the end and make it a triumphal success."

This brings us to the stories of the suppression of Viktor Schauberger's technology. and the demise of his home power unit. These freshly translated articles show that the power unit never worked - in fact it exploded rather than imploded. The author of the German articles, Leobrand, can be none other than Leopold Brandstatter, author of IMPLOSION STATT EXPLOSION. As an astute student should, Leobrand carries on beyond the work of the teacher and shows the problems with Schauberger's view on flow design and such.

I now believe more firmly than ever in Schauberger's work. It can be put into the proper perspective - the balance of implosive and explosive forces, working in harmony and balance. This is the true path of natural energy - the Cosmic Pulse of Life. With this new perspective in English it is hoped that the small flame kindled here will help fan the fires of enlightened research and perhaps humanity can move in the direction of preservation of our fragile eco-sphere.

Tom Brown
Director
Borderland Sciences
Research Foundation
September 11, 1986

"living water"

VIKTOR SCHAUBERGER and the Secrets of Natural Energy

by Olof Alexandersson

Reviewed by Alison Davidson

"When a man dies the bell tolls. When the forest dies and with it a whole people perishes, not a finger is lifted. It is known that for the death of a people the death of a forest has proceeded it."

A hundred years ago, a man called Viktor Schauburger was born into his role as a guardian of the earth. Among the magnificent Austrian forest he grew up wanting only to become a forest warden "like my father, grandfather, great-grandfather and his father before him." But life was to take him far from the peace and solitude of great mountains. Instead he was to lead the struggle to preserve the earth, the forests and rivers, attacking the exploitation of Nature as early as the 1920's.

He gave the world a vision of how technology could be transformed to give free, unpolluting energy. He warned of the consequences facing humankind if the present death-oriented technology continues. He died, betrayed by the same powers who promised to make his dreams a reality, commercial gangsters who took all and gave nothing back to the world.

Olof Alexandersson's biography of Schauburger helps give back to us a hero, someone the authorities prefer forgotten like Reich, Tesla and others who looked to Nature to help solve the world's problems. This is the first book in English to describe Schauburger's prophetic work. But back to the story...

As a child Viktor was at home in the forest. One of his ancestors from an ancient Bavarian aristocracy moved to Austria and started a branch of the family devoted to the husbandry of the forests and their wildlife. Their motto was "Fidus in Silvis Silentibus" - Faithful to the Quiet Forests - their crest showed a tree trunk garlanded with wild roses.

From an early age Viktor was an astute observer of nature. He learned directly from nature, closely studying the relationship between the earth, the trees and water. But water "the life blood of the earth" became his consuming passion and he set out to discover its laws and characteristics - the secrets of its power.

Far from being an inorganic substance, Schauberger perceived water to be alive, and with its own cycle of birth and transformation into higher forms of energy. He spent hours studying the flow of natural waterways, how water currents become stronger in the early hours of the morning when it is coolest, and particularly during full moon.

He remembered the stories of his ancestors who utilized their knowledge of water to transport logs down from the high forested mountains. They built constructions down the mountainsides which forced the water to flow in serpent-like spirals.

"I knew that my father transported hundreds of thousands of cubic metres of beechwood over long distances, never, however, during the day, but at at nights and generally when the moon shone. The reason for doing it this way, as my father often explained, was because water exposed to the sun's rays is tired and lazy and therefore curls up and sleeps. At night, however, and especially in moon light, the water becomes fresh and lively and is able to support the logs of beech and silver fir which are in fact heavier than water."

By the end of World War 1, Schauberger was given responsibility for a large wilderness area of almost untouched forest, employed by an Austrian prince. But the prince had problems. He needed money; he needed a way to transport his timber down from the remote forest. Schauberger built water flumes based on his own observations and the knowledge of his ancestors. A water snake undulating through a dam gave Schauberger the final key to success with his flumes. By imitating its movements, a combination of vertical and horizontal curves, the water chutes carried heavy logs effortlessly. Experts came from all over Europe to study the construction, and Schauberger was offered a position with the government. He travelled all over Austria for several years supervising other constructions which were equally successful – but here Schauberger first encountered the professional jealousy and interference that was to mark his life.

He had observed how the streams reacted when the trees were cut down. No longer protected from the sun, the waterways became blocked and the springs that fed them dried up. He began to warn the authorities of the dangerous changes that occur when man disrupts the natural harmony of the forests.

But the large timber companies that sprang up everywhere, with encouragement from the state, had only one goal; to transform trees into money as quickly as possible. Schauberger's log flumes had allowed the commercial exploitation of virgin forests which had been inaccessible to the foresters and he had to witness the brutal damage done to natural forests destroyed by short-sighted greed. Angry and disillusioned, he resigned from the government and continued exploring the mysteries of water under private employment.

WATER - THE CONTAINER OF LIFE

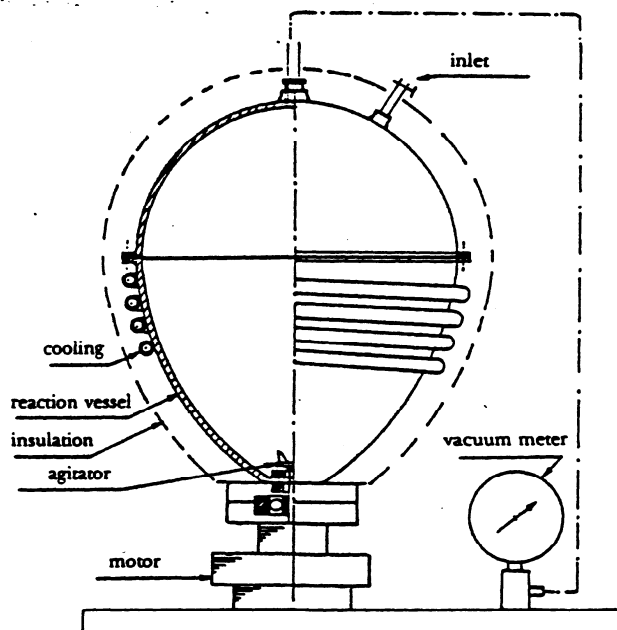
"Far back in history, there is evidence that men who have attempted to solve the riddle of water have been bitterly attacked...If the riddle surrounding the origins of water were solved, it would be possible to make as much pure water available as required in any location; in this way vast areas of desert would become fertile. The concept of unrestricted production and cheap machine power is so revolutionary, that the way of life all over the world would experience a change."

To Schauberger, the mysteries of water are similar to those of blood in the human body. In Nature, normal functions are fulfilled by water, just as blood provides many important functions for mankind.

"As long as man had not disturbed the organic balance and Mother Earth was able to donate her blood - the water - to provide a healthy vegetation, there was no need to construct artificial canals, since the earth already provided waterways. Today, however, where nearly all the healthy springs are either dried up or the water is diverted from its source and is led through badly constructed pipes, all of life is dependant upon stale and therefore unhealthy water. It is desperately important to rediscover Nature's ways if human beings, animals and the land are to be saved from decline and the earth is not to die from thirst."

He set to work to build a machine which would provide good drinking water, through copying Nature's spiral flow of energy. Rumour soon spread that Viktor Schauberger could make "living water" and people streamed to his home to try it - and with good results. He became known as the "water magician", and his deep understanding of the laws governing water led him on to a new/old technology based on the natural flow of energy which would provide a cheap and non-polluting source of energy.

He was early made aware of the contrast between Nature's way of working and man-made technology and became more and more convinced that modern technology is life-threatening and inhibits evolutionary growth.




A schematic diagram of the apparatus for biosynthesis. The ingredients for biosynthesis are added together within the airtight egg shaped vessel made of synthetic material. The contents are then set into a hyperbolic centripetal spiral motion by the specially-shaped agitator. A cooling coil provides the appropriate temperature control. The vessel is enclosed within an insulation shell of hydrocarbon material to restrict the loss of 'implosion energy' created, instead concentrating it within the vessel so that biosynthesis can take place. The vacuum meter monitors the 'biological vacuum' formed if biosynthesis succeeds.

IMPLOSION OR EXPLOSION

"There exist two forms of motion within Nature - one that breaks down, the other that builds up and refines; both always work in cooperation with one another. The form of motion which creates, develops, purifies and grows is the hyperbolic spiral... the spiralling of nebulae in space, in the movement of our planetary system, in the natural flow of water, blood and sap.

"The destructive and dissolving form of movement is centrifugal, in Nature."

The whole of modern technology is based on the idea of breaking down through heat, combustion, explosion. It exemplifies man's single-minded pursuit of destruction and decomposition. To Schauberger, the splitting of the atom and the development of nuclear energy is an offence against Nature. "One can make use of atomic power through the biotechnology of implosion."



A nebula spiral, as a cosmic vortex.

He developed his Trout Turbine, named after his observations of trout moving upstream. Later renamed the Implosion Machine, it could generate power without fuel. "The implosion motor is centripetally operated. It produces its own driving source through the diamagnetic use of water and air. It does not require any other fuel such as coal, oil, uranium or energy derived from atom splitting, since it can produce its own energy (atomic power) by biological means in unlimited amounts - almost without cost."

In this suction turbine an ancient principle is rediscovered - it is not pressure but attraction that the "eternal woman" of Nature employs.

A MEETING WITH HITLER

In 1934 Schauberger was requested to present himself to Hitler who was well-informed about his earlier work. Later, during the war he was given the choice either to develop machines for the Third Reich, or he would be hanged. He chose the work, understandably, and during this time a project was initiated to build a "flying saucer" powered by a 'trout turbine'.

One report describes the first test of an unmanned flying disc which climbed to a height of 15,000 metres in three minutes; it attained a horizontal speed of 2,200 km/h, could hover motionless in the air and could fly as fast backwards as forwards. This flying disc had a diameter of 50 metres.

This may have given rise to the stories later on, that Hitler escaped to South America in a flying saucer, that his death was a fabrication in the Berlin bunker. Whatever the truth, both the Russians and the Americans were highly interested in Schauberger's work. After the war he was confined by the American forces for almost a year because of his knowledge of atomic energy production. He was forbidden to take up again any research into the atomic energy fields.

So with meagre resources at hand, Schauberger concentrated on agricultural problems. His work was devoted to increasing the soil's energy, and to encourage the build-up and preservation of the insulation "skin" of the earth. He condemned all kinds of artificial fertilizing which exhausts the soil and upsets the subtle balance of nature.

"The farmer of today treats Mother Earth in a worse manner than a whore," he wrote. "Moreover, he prays to a god, whom he believes is up above but in reality is tinder his feet. The modern farmer violates the earth, which reacts by opposing her sun-god.

"The old farmer was, for the clod of the earth, both its priest and doctor." The modern farmer, like the modern doctor defies Nature and is quite helpless in combating the increasing spread of cancer.

There was great interest in Schauberger and his implosion research, especially in Germany, and he was enthusiastic that his message should reach the masses over the world. But he also feared that the centres of power he most distrusted, the energy and armament monopolies, would exploit his discoveries behind his back. With mounting difficulties both financially and physically, he struggled on, driven by a compulsion to help solve the world's growing energy problems. But where to obtain the funds?

THE AMERICAN CONNECTION

With increasing bitterness, Schauberger realized that his attempts to alert "the establishment" to the breakdown of the ecological order were achieving precious little result. And it was then that two Americans appeared and offered unlimited funds if Schauberger would travel to America and impart his knowledge for the good of mankind.

He and his son were flown to Texas and taken to the solitude of the desert, far from his beloved forests. There was no communication with the outside world. The post was censored. The so-called unlimited funds was a trick to lure Schauberger into a nightmare experience which ended his life.

He was able only to return to Austria if he signed over all his work, past, present and future to the Texan boss 'Mr R.D.' It was made clear to his son Walter, that if he did not keep silent in this respect Viktor Schauberger would be silenced by middlemen based in Munich.


Five days after he returned home, Viktor Schauberger died, at the age of 73. Despairingly he repeated over and over again: "They took everything from me, everything. I don't even own myself."

When he could no longer hide his secrets, Schauberger was forced to do that which he most feared throughout his life, to throw pearls to the swine. But his life's work was not buried with him. The vision he gave to the world continues after his death to inspire and give direction to a world dangerously out of balance.

"The only way left is a return to Nature," he said. "It is clear how man can become the master as well as the servant of all creation. Yet this possibility is held on a knife edge, and one mistake could plunge him into the abyss. The man who understands creative transformation is like a god. The one who manipulates this for his own ends is a servant of the devil, who can destroy the whole world."

LIVING WATER is more than a biography of a great man. It is a message of survival.

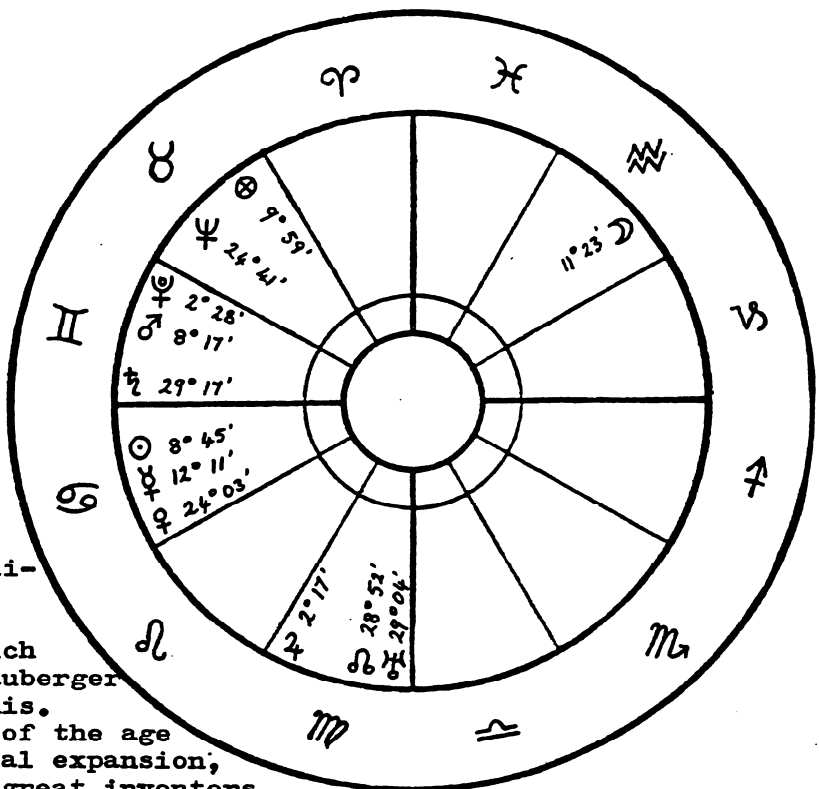
LIVING WATER is available from Thorsons Publishing Group Limited, Denington Estate, Wellingborough, Northants NN8 2RQ, UK.



Victor Schauberger

Horoscope Data Sheet

Name... Viktor Schaubberger.
 Place... Holzschlag, Vienna
 Austria
 Lat. ... 48N13
 Long. ... 16E20
 Birth date { Month... June
 Day... 30
 Year... 1885
 Unknown
 Hr.....Min.....



In every generation there are people born who exemplify the qualities of the particular zeitgeist, or spirit of the time, in which they are born. Viktor Schaubberger is a perfect example of this. He was born into the dawn of the age of technology and industrial expansion, yet he was one of the few great inventors who retained his close links with nature and was able to tune into untapped energy sources without exploiting the earth. In his horoscope the conjunction of Pluto with Neptune and Mars reveals his inventive genius, his intuitive ability to communicate with the forces of Nature and a tremendous source of energy and creativity. This Plutonic focus is an aspect of energy transmutation par excellence. But it also inevitably means a challenge to existing thought, bringing a great deal of controversy and conflict into his life.

With Schaubberger's passionate love of water and the earth we would expect these two elements to be emphasized in his chart. His Sun, Mercury and Venus are in the cardinal water sign Cancer, bringing the sensitivity and nurturing qualities of the Moon which rules this sign. Also the tenacious loyalty to the Earth, the mother, a desire to protect and heal. Jupiter and Uranus lie in the earth sign Virgo, giving a discriminating intellect and a need to be of service to humankind, likely to be in unorthodox ways.

Pluto, Mars and Saturn are in Gemini, the sign of communication. Schaubberger was able to communicate the forms (Saturn) of his transforming ideas (Pluto) in very versatile and commanding ways (Mars). Saturn's conjunction with the Sun shows his ability as a builder, the probability of his reaching prominence in the world, but also foreshadows the tremendous restrictions and oppression that were to dog his life.

It is no coincidence that his chart is a perfect example of a 'bucket' configuration, the Moon forming the 'handle' in Aquarius. He was able to relate to all types of people, to seed the mass unconscious with his futuristic visions of free energy through a return to Nature's principles. But the highly independent and revolutionary nature of his research (Uranus) brought him into confrontation with the establishment and only now, a hundred years after his birth, is his message reaching out again to the world, as the disastrous consequences of explosion technology threaten our planet with extinction.

IMPLOSION

from "WELT SPIRALE"-September 1962
Translated from the German by
BSR ASSOCIATE BODO CAPELLER 1986

It is usually the smallest incident that changes the face of the earth. Most inventions developed under small and insignificant circumstances. If a contemporary of Galvani would have only hinted at the outcome of that simple frog leg experiment which now is a major factor in our present day life he would have been declared a dreamer.

Similar is the situation in today's implosion research; the pioneers in this field have to experience on themselves how vindictive rejection can be.

The universal genius Leonardo da Vinci had a good grasp of aeronautics proven by his creations of flying machines. However the practical application of flying was doomed due to his insistence to solve the secret of how birds are flying that even has evaded modern technology with all its tools and test instruments. Leonardo da Vinci had selected a dead end path. The solution to the manned flight problem was to go to a later generation. Even those later pioneers did not come up with a perfect flying machine but had to achieve step by step the fundamentals of aeronautics. Intuitive thinking and an engineering background combined with dedicated effort put such people as Otto Lilienthal into the position to lay the basis of modern aeronautics. Among many others the Austrian flight pioneer Dr. Igo Etrich build on this foundation. In his memoirs he describes how he was cheated out of the fruit of his labors as soon as he achieved tangible results. Starting with the simple question "Why is a sailplane able to fly?" we suddenly are transported into celestial mechanics where we intend to remain for a little while we explore a Pandora's box of natural laws that even become more important in the calculation and construction of implosion turbines. Of course the experiences and insights in technology especially in the field of turbine construction have to be considered. Among sail plane enthusiasts there is a saying that "Nobody ever stayed up forever!".

After each high adventure there is a landing. Many have fallen out of the clouds that went there poorly equipped. The spirit may soar in the kingdom of ideas but the feet should rest on firm ground.

It will be attempted here to get to the basics of turbine mechanics. The author is using here already established values and laws.

DERIVATION OF THE FORMULA FOR UNIFORM MOTION

If a planet travels uniform in the time period (t) the

distance (s) the speed (v) becomes the average motion of the planet:

$$v = \frac{s}{t};$$

Following units of measure are in use:
centimeters per second,
meters per second,
meters per minute,
kilometers per second and
kilometers per hour.

In the following examples the unit kilometers per hour (km/h) is being used.

Instead of elliptical units for purposes of simplification we assume circular orbits. We do not attempt here exact astronomical values, just appropriate values.

We start with the basic formula:

$$v = \frac{s}{t}$$

and replace the distance with the circumference of a circle with the radius (r). This would be the distance required for the orbital movement of a planet (T) around the Sun. The time is given in days. Because we like to have the time in hours we have to multiply T times 24. Then we obtain the average orbital speed:

$$v = \frac{2r\pi}{24T} = \frac{r\pi}{12T} \text{ [km/h]}$$

Kepler's third law gives us the connection between orbital radius and orbital speed and is expressed in the following manner:

$$\frac{T^2}{r^3} = \text{CONST} \quad T^2 = \text{CONST} \cdot r^3 \quad T = r\sqrt{r} \sqrt{\text{CONST}}$$

If we insert this value for the orbital time into formula one we get:

$$v = \frac{r\pi}{12r\sqrt{r} \sqrt{\text{CONST}}} = \frac{\pi}{12\sqrt{r} \sqrt{\text{CONST}}} = \frac{\pi}{12\sqrt{\text{CONST}}} \sqrt{\frac{1}{r}} \text{ [km/h]}$$

KEPPLER'S THIRD LAW

The square of the orbital time of two planets equals the cube of the mean distance to the Sun.

Expressed mathematically:

$$\frac{T_1^2}{T_2^2} = \frac{r_1^3}{r_2^3} \quad \frac{T_1^2}{r_1^3} = \frac{T_2^2}{r_2^3}$$

Example: Mercury $r_1 = 58.10/6$ km $T_1 = 88$ days
 Mars $r_2 = 228.10/6$ km $T_2 = 686$ days

Formula:

$$T_2 = \sqrt{\frac{T_1^2 r_2^3}{r_1^3}}$$

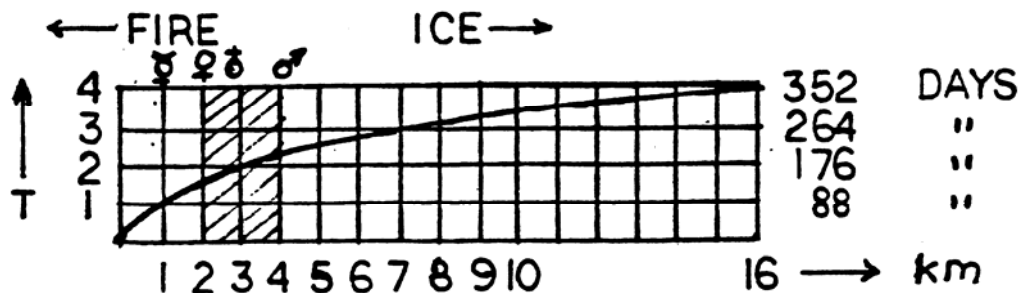
$$\log T_2 = \frac{1}{2} (2 \log T_1 + 3 \log r_2 - 3 \log r_1)$$

Calculation:

2 log. 88	= 2x1.9445 =	3.8890
+3 log 228.10*	= 3x8.3579 =	25.0737
-3 log 58.10*	= 3x7.7634 =	23.2902

		5.6725:2=2.8362
		= log 686

The Mars orbit has about four times the diameter of the Mercury orbit. Therefore the distance traveled by this planet is four times as long. The traveled orbital distance however is eight times as long. It can be reasoned that a planet at four times distance needs twice as much time for the same distance traveled in relation to the Sun. In this case the orbital radius of Mercury has been used as averaging factor. The orbital speed is therefore half as fast. In picture #4 is shown that with increasing distance from the center point a planet needs more time to travel a mean distance. The function shows a parabolic curve from inception. At four times the distance twice the time is needed, at nine times distance four times time. The picture is somewhat drawn inaccurate. In the hatched portion of the picture is the possible occurrence of lifeforms indicated that seems working from the outside in to show increasing development. On Mars lower lifeforms such as bacteria, mosses and lichen and on Venus higher forms of life. In the middle is Earth with all her spiritual and material phenomena that strive in their entirety for a higher development.



THE RADIAL VELOCITY

For the full angle of 360 degrees or 2 pi it takes the full orbital time (T) of a planet, the average angular speed computed at:

$$\bar{w} = \frac{2\pi}{T}$$

We recognize from the preceding the average orbital speed as:

$$\bar{v} = \frac{2\pi r}{T}$$

and can therefore define the average orbital and angular speed:

$$\bar{w} = \frac{2\pi}{T} \quad \bar{v} = \frac{2r\pi}{T} \quad \frac{v}{r} = \frac{2\pi}{T} \quad w = \frac{v}{r}$$

The radial speed multiplied by the radius results in the orbital speed. From Kepler's third law we have the following relation:

$$\sqrt{v} \sqrt{r} = \text{CONST}$$

and can insert for the speed (v) the product of angular speed and radius and receive:

$$w r \sqrt{r} = \text{CONST} \quad w \sqrt{r^3} = \text{CONST}$$

The definition of the technical measuring system is as follows: The angular speed (w) is the angle of a orbital beam traveling in one second through an angular distance with the unit of 1/s.

In the following example it is assumed the travel through a sector in one hour and defined as 1/h.

$$w = \frac{\pi}{12 \text{ CONST}} \sqrt{\frac{1}{r^3}} \text{ [1/h]}$$

Example:

1. The angular speed of the earth, $w=v/r$.

$$\begin{array}{r} \log 107.500 = 5.0314 \\ -\log 150.10^* = -8.1761 \\ \hline \end{array}$$

$$.8553-4 = \log .0007170 \text{ 1/h}$$

2. The angular speed of Jupiter, $w=v/r$

$$\begin{array}{r} \log 47.000 = 4.6721 \\ -\log 778.10^* = -8.8910 \\ \hline \end{array}$$

$$.7811-5 = \log .0000604 \text{ 1/h}$$

$$\begin{array}{r} \log .0007170 = .8553-4 \\ -\log .0000604 = -.7811-5 \\ \hline \end{array}$$

$$1.0742 = \log 11.86$$

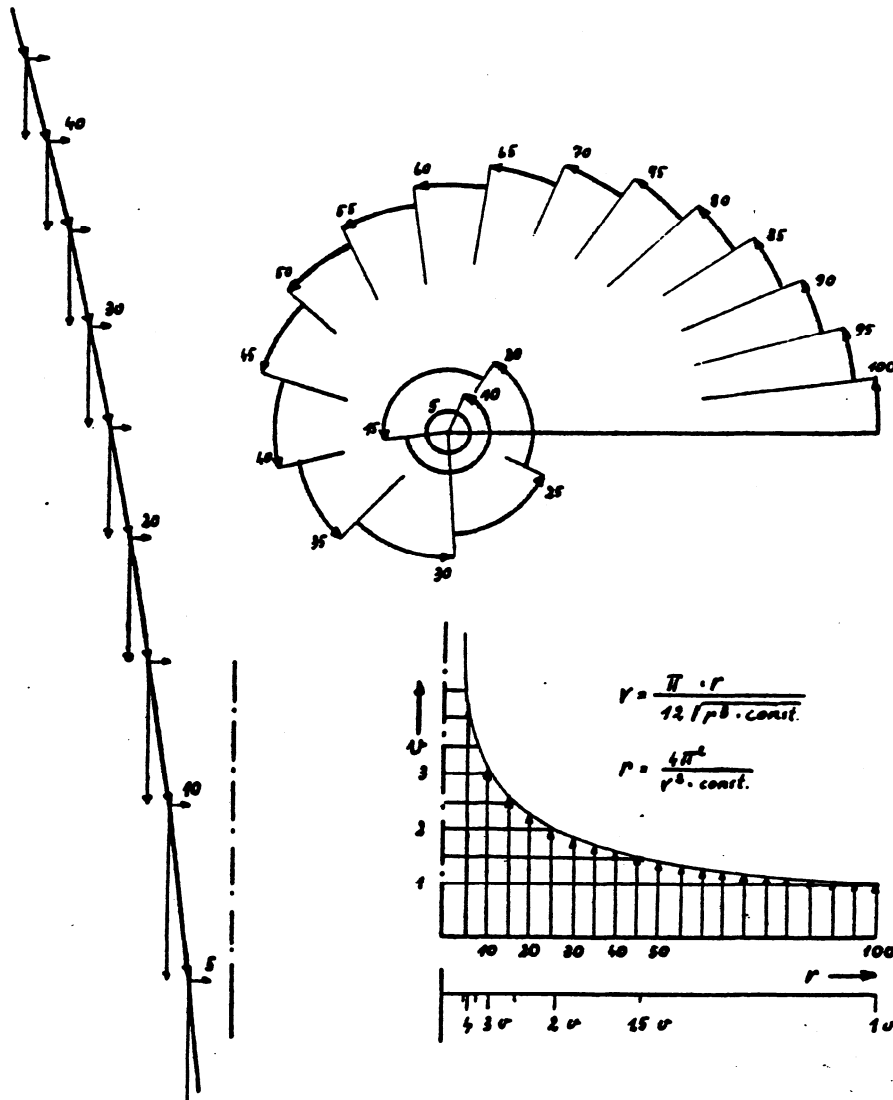
Drawing 5

The angular speed of the earth is 11.86 times faster than

Jupiter's. It also can be expressed as Jupiter taking 11.86 years to circle the Sun. With declining radius the angular speed increases.

The attraction to the center causes an angular acceleration when the turning impulse remains intact. In drawing #5 this relationship is graphicly demonstrated. The speed (v) has been designated a function of the radius (r). Out of this display it becomes evident that with declining radius the speed increases. The increasing speeds have been transferred to the orbit under use of the corresponding radii and joined the resulting vectors. The resulting structure is a spiral. If the speeds of the corresponding horizontal steps are joined it will result in a curve closing in asymptotic on the center point as pointed out in the drawing.

It can be deduced from this observation that the windings of a spiral become closer at the center point. signed (F.Sp.)



NEW SUCCESS IN BIOTURBINE CONSTRUCTION
From "WELT SPIRALE"-January 1963
Translated from the German by
BSR ASSOCIATE BODO CAPELLER 1986

The year 1962 was very successful for the overall development in the field of "Bioturbines". It can be said once and for all that besides linear motion the vortex action can be used for power or electric generation, even better than conventional turbines. We find not only advantages in the increased capacity over the late model "Deriaz turbine", an improved "Kaplanturbine", where the efficiency factor is in excess of 95%. Another important advantage is the lack of cavity erosion where for the first time the bladesurface is preserved for a longer time period because the scoops on the runner are no longer pitted. Also it becomes evident that the moving water rather cools than heats which is helpful for the rejuvenation of the water, not to mention the noiseless operation of this turbine.

The further development has shown another outstanding development insofar it made possible in these new "Biorotors" to change centrifugal (axial to radial = from inside to outside) forces into centripetal (radial to axial = from outside to inside) whereby the existence of implosion forces without a doubt can be verified. In this manner one can in one and the same rotor transform overpressure into underpressure which not only is a raise in efficiency but also is the prerequisite of cooling the water.

This new development resulted in a patent application of three different models of which the simplest version was built in the spring of 1962 and superseded by improved patent applications later on. In succession two more systems of the original turbine were developed by the inventor. Under this designation they will be probably found in the professional literature. After these main systems dozens of variations in models can be derived that have been made patent ready. Both systems of "rotating stream turbines (Drehstroehmungsturbine)" are suitable for any gradient low, middle, or high. In the case of a low gradient the Kaplanturbine is preferred because it is already economical at a gradient of one Meter (33 inches).

The full exploitation technical as well as mathematical of the 1962 rotating stream turbines could after initial patent issue occupy an engineering team for a decade. Not to mention in case of incomplete development is a chance of further improvement for many more decades.

The further development of the rotating stream turbine gives it the status of a "perpetuum mobile" of secondary kind where the initial impulse pushes it over the 100% efficiency factor. In this case science has to define a different designation. The technical application of the vortex action would in my opinion fully justify the exploitation of this possibility.

The thought that under steady application of pressure energies one gives the bioturbine its momentum which would make it a perpetual motion machine the way my predecessor Viktor Schauburger had envisioned has to be relinquished by the dyed in the wool "implosionist" under the pressure of evidence. For that reason the slogan "Implosion instead of explosion" has to give way to "More implosion instead of explosion". This slogan is still a distant goal that we have to achieve with more research. We have to bury the old Schauburger slogan "Implosion instead of explosion" for the absolute reason that explosion has a reason for existence in the cosmos. The task for technology is to get away from the onesided application of explosive or pressure factors because they cause heat and other undesirable sideeffects. We have to harmonize in the interest of balance in nature the pulling and implosive forces. Technology is also in many areas, for instance in vehicle construction, engaged to switch from high pressure to low pressure (new cooling systems).

It is now hoped for that in 1963 the "biotechnic" seeds will germinate. Only at a point where patents have been issued the secret can be lifted. This is the moment where the seeds warmed by the rays of the sun may strongly break the soil. Till then we ought to have patience.

THE GERMAN FEDERAL MINISTER FOR NUCLEAR ENERGY ON BIOTURBINES

The mechanical engineer Albert Schliephake from Egestdorf-Deister, an intense proponent of biotechnical thought, wrote on April 14, 1962 to the German Ministry for Nuclear Energy on the subject of the new invention of the bioturbine and received the following official reply with those historic important words:

Official designation IIBl-5211-o-3/62

Subject: Invention of a bioturbine.

Your request: Your letter to the minister for special affairs dated April 14, 1962.

Dear Mr. Schliephake

The federal minister for special affairs has forwarded to me your letter dated April 14 for further action.

May I call to your attention that the federal minister for nuclear energy in the field of energy generation is only concerning himself with the erection of nuclear plants. For that reason it was correct on your part to suggest to forward the matter of a powerplant running on bioturbines to the the minister of economics where the department of electrification would be more receptive to you.

As to your critique that the Rhine-Westphalian Electric Company intends to erect a nuclear power plant at the cost of 300 Million Deutsche Marks may I reply that in view of the great progress in foreign countries with electrical generation from nuclear materials it has become necessary that in the Federal Republic steps have to be undertaken to build a large scale nuclear power plant. Even if it can be expected that electricity from this plant may run higher costwise than from conventional plants may I ask for understanding that German industry has to gather experience in the development and construction of nuclear plants. We are dealing here with a brand new technology that requires in the beginning immense funds for research and development similar to other branches of technology that have not quite completed development.


With best regards, Dr. Pretsch

BILLIONS FOR NUCLEAR RESEARCH - NO MONEY FOR BIOTECHNOLOGY

The letter from the German Nuclear Minister gives clearly the position of the official standpoint. On the question of research and development in biotechnology was not even touched upon although those costs may only run 1/1000 of the already expended effort on nuclear energy. The loner is condemned to eternal silence the way many other inventors have been dealt with. Especially Austria has been a negative example in this regard.

At least the German government gave for reasons of being polite an answer/ the Austrian government remained silent on my proposal. However through the grapevine I received biting criticism. What is a insignificant inventor? He should dissappear into the ground such as another Austrian inventor as for instance Peter Mitterhofer (typewriter), Josef Madersperger (sewing machine), Siegfried Markus (first automobile), Joseph Ressel (ships propeller), Wilhelm Kress (airplane) etc.

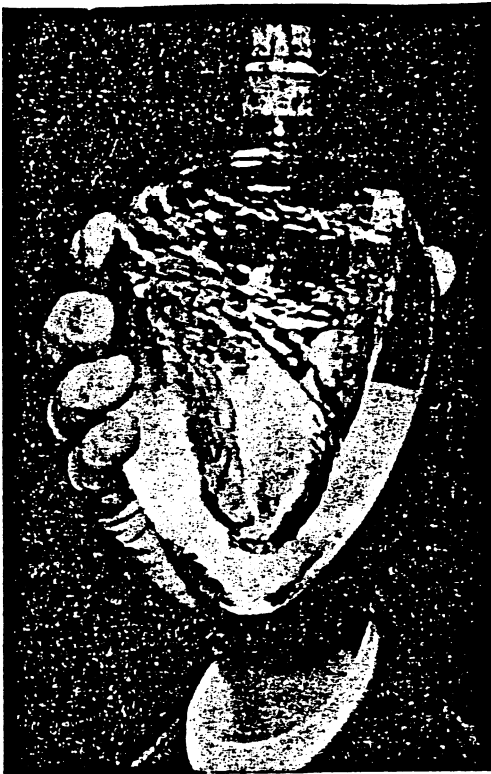
This time it is more than a typewriter or a sewing machine, this time it is a solution of the energy problem and the rehabilitation of a vital element, water. Not only the advantages of civilization but human survival are at stake.



Leobrand in an experiment to the solution of purity in water
Suction funnel in eggshaped container.

The Danish government reported in December that it withdrew from a planned nuclear plant on the island of Groenland because of the doubling of costs over a conventional powerplant. Besides this the only fixed costs of a hydro plant are those of erection, the water is free, however in case of a nuclear plant the fuel has to be secured at ever increasing cost, the nuclear waste with the resulting Plutonium to be used quietly in nuclear weapons still causes major headaches.

In reverse to the Danish government the well to do countries even with their coal reserves growing that could power steam plants have millions to spend on research can afford to bypass something cheaper and better. That may only go well for so long till biological bankruptcy in the field of watermanagement will cut the throats of those gentlemen that today are laughing at biotechnology. Between Moscow and Washington is a direct phone line planned where Kennedy and his Russian counterpart may say each other good-bye in hades before the big bang. One hopes to see the seriousness of the problem. In the field of friendly nuclear endeavour humanity has seen to little damage in order to arrive at a better understanding.



Vortexfunnel

Who can find the black soldier with the crooked hat and the two white buttons? This is not a mirage or hologram. The film is only recording what only x-ray eyes may see. The apparition is not only visible with flash photography, a problem for occultists and realists that are exploring the secrets of life.

The contest for the acceptance of biotechnology is going on nevertheless even with dime contributions and the most meager research facilities. Progress has been made so that it can be said with certainty existing turbine. systems with newly invented models of bio, vortex, or rotating stream turbines are economical and biological sound. Even if many years will go by they will lead the victory march around the globe that nobody will stop any longer. Even the highest concentration of conventional turbine manufacturers will bow to cosmic law that any crack in their product will turn into a ventpipe or venturi of a new technology.

THE STATUS OP BIOTURBINE DEVELOPMENT
From "WELTE SPIRAL"-March 1963
Translated from the Germain by
BSR ASSOCIATE BODO CAPELLER 1986

Over and over again the burning question of the latest stand of bioturbine development is arising. It is also questioned why this matter is not more accelerated and the construction of nuclear power generators effectively delayed. Not at least many of us are asking why Schauberger's idea is not applied in larger measure.

The last question has been answered sufficiently in the publication "Welt-Spirale (World Spiral)" issue 7/8 July 1962. Only recent additions to this will be reported here. The publication "Implosion statt Explosion (Implosion instead of Explosion)" that arrived in the summer of 1955 was intended as a solution to the energy dilemma and against nuclear development. It was put down in faith and trust to the integrity of the notes handed to me by Viktor Schauberger. Because of the urgency deemed by the editor and the belief into Viktor Schauberger as a prophet of his insights and discoveries it has not been waited for the photographs of the implosion machine or the intended home power plant. The publication went into the world and aroused surprise, hope and satisfaction among groups of progressive and nature loving people. Among the educated group of technicians Viktor Schaubergers views aroused skepticism and icy rejection. A useful explanation of this viewpoint was never given. Even Viktor Schauberger was not privileged to give any practical explanation for the proof of his insight. Finally it got so far that the home power plant could be started up. On the first test run several pipes blew out. There was an explosion instead of implosion because of centrifugal forces getting too strong from a start with a conventional electric motor and the confined water that could not escape through the jets due to faulty construction. Therefore it started under pressure instead of a vacuum. Viktor Schauberger believed after this that the correction of his mistakes would remedy the situation. The teacher Sebastian Thurner of the State Polytechnic School in Salzburg offered himself to build the improved version. This machine was never started but the old one went to the United States, was there unsatisfactory disassembled and made totally useless.

After Viktor Schaubergers death in 1958 all development came to a halt. Only in the fall of 1961 did I feel caused by an outside event the urge to begin myself even under heavy personal obligations with research of bio energies. The attempted experiments gave surprising insights and finally practical results.

As a result of these research experiences it can be said that the improved second machine which went with Viktor Schauberger to the United States never would have worked

because the inventor insisted on grave errors in behalf of current flow within the machine.

The Schauberger philosophy of an inverse universe in opposition to an expanding universe is just as onesided as the other. The truth lies in the synthesis that the universe is in a timeless inverse and expanding motion. The onesided implosion process is just as valid as an onesided explosion process. Above this the world has known that the explosion process is followed by an implosion process, the only fault lies with technology of not having utilized it in energy generation.

Through the simultaneous use of expansion and contraction processes, pressure and vacuum would it be possible to create a perpetual motion of the second degree that does not rely on an initial impulse but takes 100% energy and provides in the work cycle more energy than supplied with. This only can be provided when vacuum forces are actively involved. The Viktor Schauberger implosion motors were designed to be perpetual motion machines started by an initial impulse/ a possibility totally rejected by science as an absurdity. It is just not enough to give a power generator an initial impulse to make it go forever. A perpetual motion machine of the second degree is more plausible to science. On many sides is the effort under way not only in the field of cold combustion - note the work of professor Justi yet to be reported - to solve the problem.

These experiments are costly. Even scientific institutions do not have sufficient funds available, not to mention the lone inventor. Only large corporations with their workshops, test stands and laboratories are in the position to conduct those experiments and measuring to the proper degree. Regardless a lot has been accomplished in a single year. Without boasting one can say that inventions made last year have given surprising successes in the field of bio turbines that need patent protection.

The attempt to build rotary or vortex turbines goes back many decades. Most came to naught because the proper spin could not be established. Against my initial patent application with the Austrian patent office it was countered with four vortex based turbines with identical basis already patented. In this case we were dealing with an old Austrian patent granted in 1923 and even older patents from Switzerland, Great Britain and the United States.

On closer study and comparison with my invention one may observe that all those other inventions, failed in generating a centripetal regular vortex. Some of these inventions show gross mistakes in flow design such as stoppages and irregular vortexes that makes one wonder how the patent protection ever could be extended. These inventions never saw practical application because of a low efficiency factor that even cannot compete with conventional Pelton, Francis and Kaplan turbines.

In order to achieve something outstanding in the field of hydro electric power generation technically a miracle has to happen because those turbines have already an efficiency factor of 94 to 95% with any increase deemed impossible. With

steam and gas turbines the efficiency gradient is less than half with the option of improvement.

Because of tremendous development in bio turbines my original patent application of 12. April 1962 has been superceded by subsequent developments. Although these applications show the interesting development in this field for practical reasons it would be more prudent to drop the original application in favor of two improved applications in order to gain annuity. Latest research shows two flowsystems in use that cannot be accounted for in a single patent. Each of these systems can be manufactured in many variations with the possibility of a dozen different models.

In all cases can be said that existing conventional turbine systems that span a development period of over a hundred years are facing two newly discovered systems barely one year old. With the aid of of these two centripetal operating vortex systems any gradient, even an abnormally low one can be utilized. The second system can even be operational in front of an intake channel impossible before and holds promise for a floating or tidal power plant.

Therefore the answers of the most unpatient have been answered that bemoan the slow development. What is a year in a timespan of accelerated evolution. By clinging to the mistakes Viktor Schauberger made a lot of time has been lost. As soon as these mistakes were recognized things moved rather rapidly. Also it has to be mentioned that development with the most meagre means is still very expensive. Without the help of generous friends it never would have been possible to solve all problems. Theoretical speculation would never get to the heart of the matter. Rather empirical experiments were necessary and still are needed. Those self sacrificing friends that consist of closest mental allies should be thanked in public at this occasion. Not only experiments cost money but also patents before they are granted. The application of a single patent in about 20 countries of the union with the utilization of foreign patent attorneys, translations etc. run at least 100,000 Austrian Shillings depending on the extend of the sought for patent protection. With a light heart the original patent application can be cancelled in favor of two improved patent applications. Now it is up to the turbine industry to take over the further cost of development and patent protection. If not I did my part in the duty to humanity to bring the practical proof that pressure and vacuum, centrifugal and centripetal forces can be used harmonically in a power generating machine. The concept has been proven without a doubt.


Signed: Leobrand

VORTEX

NOTES

©1986 Patrick and Gael Crystal Flanagan

Remember when you were a child, how you marveled at the way water made a vortex when it went down the drain? The vortex is a basic law of the universe. We shall see that the vortex is present from the interstellar nebulae to the atom itself. The energy of the vortex molds the Universe from the microcosm to the macrocosm. It is the formative energy of creation.

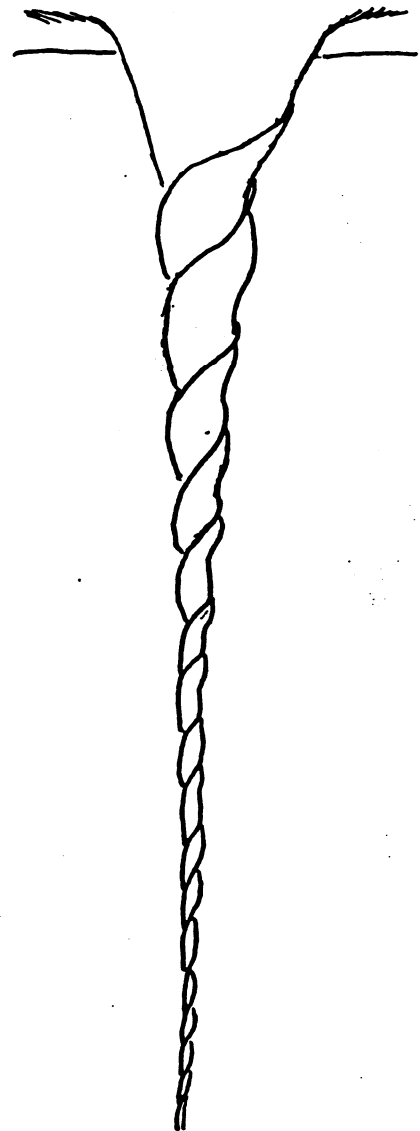


Every organ in every living thing is a part of a frozen vortex. All organs are literally vortex formed. Dr. Theodore Schwenk of Weleda Laboratories has published an excellent book entitled the Sensitive Chaos in which he gives example after example of the vorticial formative process in nature. The primordial force involved in vortex formation is tuned to the woof and warp of the Universal matrix.

All flowing fluids, although appearing to be uniform in structure are divided into extensive inner surfaces. When any discontinuity appears in the fluid, such as an obstruction, the inner surfaces flow at different rates and form themselves into a spiral or vortex. When a vortex is formed it appears to have a body of its own. It separates from the rest of the fluid and behaves as if it were a solid mass. It is self contained yet bound up with the whole.

We find that the vortex has a rhythm of its own. It shrinks in diameter and increases in length at one moment, at the next it expands in diameter and shrinks in length. It continues this oscillation in a periodic manner just like a pendulum or the mainspring of a watch.

We can easily view the parts of a vortex by adding a little glycerin to water. We then put the water in a clear cylinder with a hole in the bottom. The water is stirred so that a vortex funnel is formed. We then add a few drops of food coloring to the water.

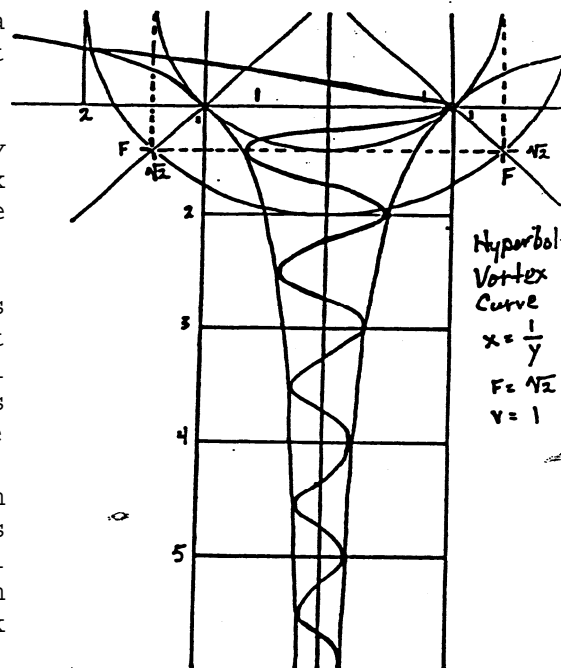
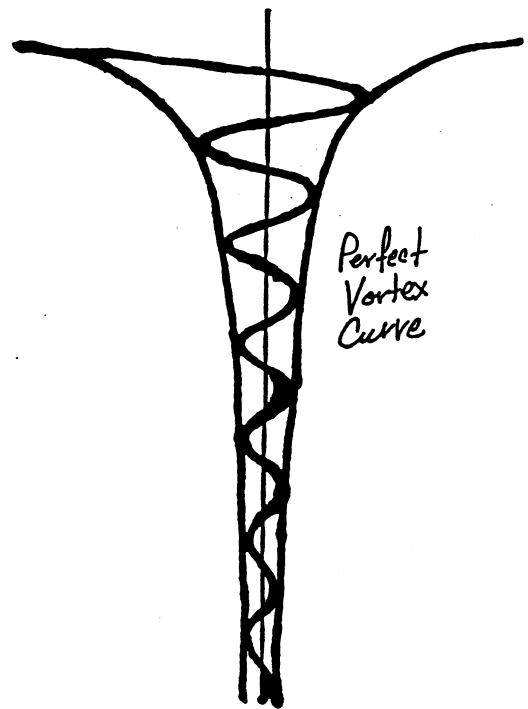


The entire vortex comes alive. We can see the layers of formative surfaces as well as the rhythmic pulsation of the whole. The inner surfaces spin more rapidly than the external ones and form cork screw like patterns that remind us of fancy sea shells.

If we look at the vortex from above we see a hole which is the suction center. We drop a small piece of wood into the water and find that the wood circles around the vortex hole, first moving slowly and then more rapidly as it approaches the center. It then circles around the vortex throat in an eccentric manner and is projected to the outside layers again. The wood is actually describing an ellipse in which the focus of the ellipse is the center of the vortex throat. On examination we discover that the water circulating around the vortex follows the exact laws of planetary motion. In fact the planets of our solar system follow the exact same circulation in their orbits around the sun. The sun is the focus of the elliptical planetary orbits. This law of planetary motion was discovered by Johannes Kepler hundreds of years ago! The vortex in its laws of movement is a miniature copy of the solar system. On a larger scale it is a found in the great stellar nublæ.

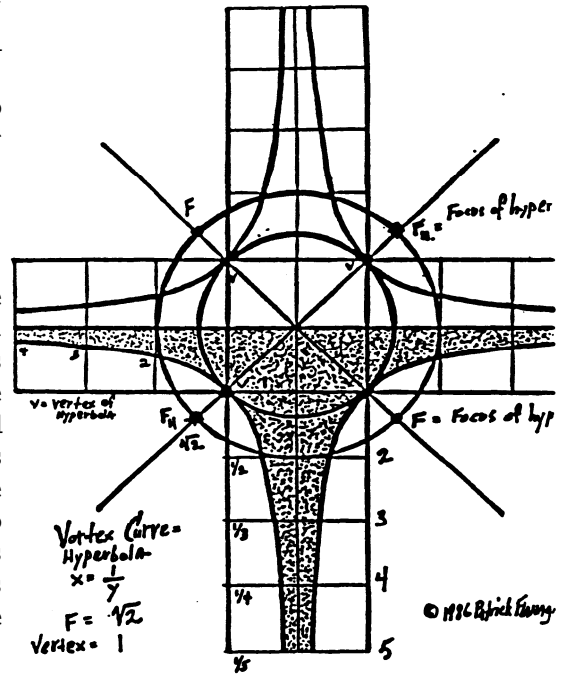
Our small piece of wood eventually gets caught in the center of the vortex and is drawn to the bottom of the cylinder.

According the Dr. Schwenk the vortex has other properties that suggest that it may have cosmic connections: If a small floating object with a fixed pointer is lowered into a vortex, it will circle around and around with the pointer always pointing in the direction in which it was originally aimed. It acts just like a compass needle! It will always be directed toward some point in infinite space. According to Schwenk this shows that a vortex is always oriented as if it were held in place by invisible cosmic threads.



The vortex is a miniature model of the entire universe. Its orientation in space corresponds to the fixed stars, its layered circulation corresponds to planetary motion and the suction center corresponds to the sun.

The velocity of fluid at any point in a vortex is equal to a physical constant divided by the radius from the suction center. That is to say that velocity increases as the radius gets smaller. In a perfect vortex, as the radius approaches zero its fluid velocity will approach infinity. As infinite velocity is impossible in the physical universe, something has to give. In the case of water the molecules begin to dissociate into a vapor. This dissociation is accompanied by the generation of high voltage electricity.



We have measured charges as high as 12,000 volts in the exact center of a liquid vortex! The pressure in the center of a vortex is theoretically infinitely negative. In this condition, space would be turned inside out.

The exact shape of a vortex is a hyperboloid or hyperbola of rotation. From elementary geometry we may recall the formula of a hyperbola.

We find that the curve of a vortex is a special hyperbola which is known as a square hyperbola. In the liquid vortex if the Vertex is 1, the Focus is equal to the square root of 2.

In the diagram, a square hyperbola is represented. The shaded portion represents the cross sectional form of a liquid vortex. The mirror image above the shaded portion is the imaginary hyperbolic force field above the physical vortex below. The V in the diagram is the peak of the curve, and is called the vertex. As with other conic sections such as the parabola and the ellipse the hyperbola also has focal points which are represented by F.

$$\frac{x^2}{A^2} - \frac{y^2}{B^2} = 1$$

Hyperbola

Square hyperbola

$$= x = \frac{1}{y}$$

$$y = \frac{1}{x}$$

$$V = 1$$

$$F = \sqrt{2}$$

In our research, we have been looking at another possibility for the perfect vortex reaction chamber. If we look at the formulas for the hyperbola and the ellipse we find that they are exactly the same except for the sign in between the x and y portions.

Ellipse =
$$\frac{x^2}{A^2} + \frac{y^2}{B^2} = 1$$

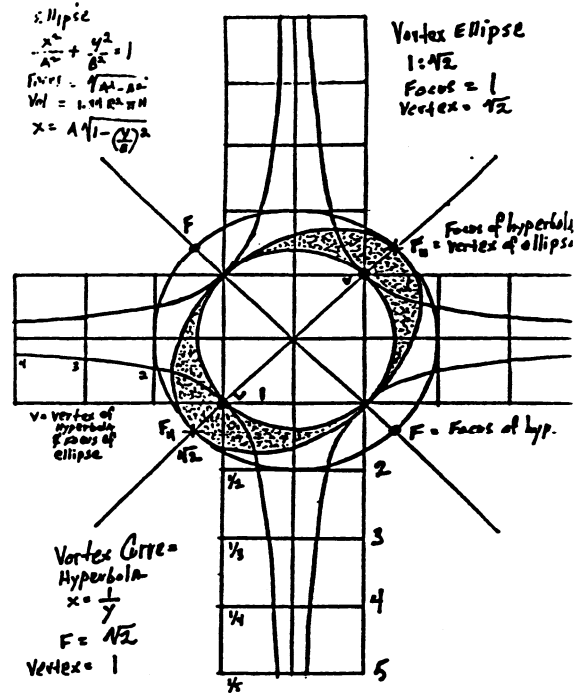
In the case of the hyperbola, the figure is open and the ends of the lines never touch each other. In the case of the ellipse we have a closed curve which when rotated about the axis will yield a ellipsoidal container.

We reasoned that the best container for a vortex would be the mathematical compliment or inverse to the hyperbola. A type of ellipsoid.

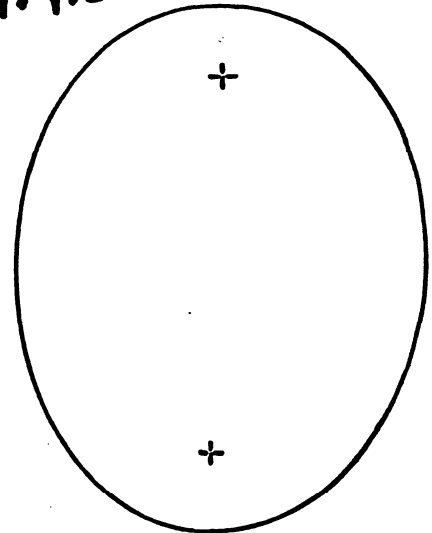
The question became one of discovering the exact mathematical inverse to the the hyperbola. However, as the water vortex curve is a square hyperbola, the first thought is that the inverse is a circle which is the cross section of a sphere. This shape turned out to be a very poor container for a vortex, as a matter of fact it was the worst container for generating a perfect vortex.

We went back to the drawing board and finally derived the exact inverse form. This form is an ellipse that has points that are exactly tangent to the significant points on the hyperbola. As we can see in the next diagram, we have an ellipse shape which is superimposed on the square hyperbola. The outline of the ellipse is shaded so that it can be easily seen.

This ellipse is indeed the exact compliment to the square hyperbola. The vertex of the hyperbola is the focus of the ellipse, and the focus of the hyperbola is the vertex of the ellipse. The vertexes of the diagonal hyperbolas are just touching the narrow sides of the ellipse. The length to width ratio of this ellipse is one to the square root of two. We can call this ellipse a root two ellipse.



1:√2



Root 2 ellipse

An easy test to see which container is indeed the perfect container for a vortex is to construct various containers of equal volume and then drill small holes in the bottoms.

The holes are plugged and the containers are filled with water. The water is given a rotational momentum by stirring with a spoon. The hole is then unplugged and the formation of a vortex is observed. It will be found that different shaped containers require different sized holes to sustain a vortex flow discharge by gravity alone.


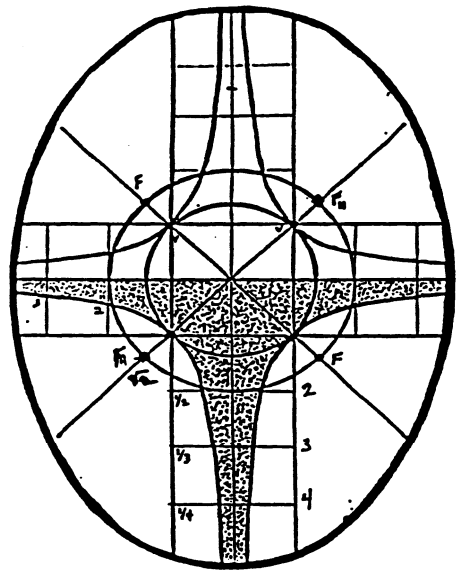
When the hole is too small the water loses momentum and simply flows from the container in a solid stream which is devoid of vortex flow. When the hole is enlarged a point will be found at which the increased rate of flow will provide enough gravitational energy to sustain a vortex.

The closer the container is to the perfect curve for sustaining a vortex, the smaller the required hole and therefore the smaller the required energy for sustaining a vortex. The perfect container will be one that develops a resonance with the hyperbolic vortex discharge. At resonance the vortex shaped flow will be sustained with minimal flow rate and therefore minimal energy.

Our ongoing research indicates that the root two ellipse is indeed the perfect shape for a vortex implosion chamber.

ARCHETYPAL VORTEX

In the beginning of this paper we indicated that the vortex is a universal law of the Universe, it is the sustaining form of practically all physical phenomena. The ancient vedic texts of India indicate that the shape of the Universe is ellipsoidal. Perhaps that is why our galaxies have vortex forms.



2 stream vortex side view

Dr. T.J.J. See, was Professor of Mathematics, formerly in charge of the the 26 inch Equatorial Telescope of the U.S. Naval Observatory, Washington, D.C.

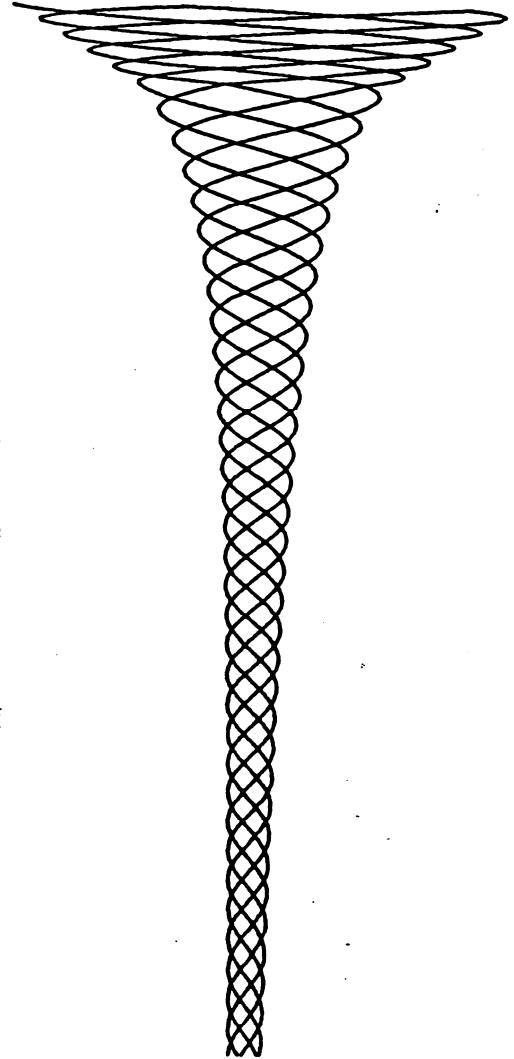
In 1943 he published a monumental series of 10 volumes entitled: Wave Theory! Discovery of the Cause of Gravitation. His books consisted of thousands of pages and were based on the mathematical discovery of the basis of Magnetism, Electrodynamics and other forces of nature obeying the geometrical law of the inverse squares: with complete mathematical and physical analysis based on Fourier's Wave Theorem of 1802.

Dr. See shows that the entire physical universe revolves around the rectangular (square) hyperbola. The hyperbola referred to its asymptotes as in our vortex diagrams is the basic curve of multiple phenomena including the inverse square law of electromagnetics, the laws of magnetism, the temperature of the sun at any given point from its center outward, the surface to volume relationships of all matter, the structuring forces binding all matter, the laws of gravity, and the laws of planetary motion.

For the moment, we have all we can do in our research of the liquid vortex and its potential uses in air and water purification.

We currently use the energy phenomena associated with the liquid vortex as part of a system for making highly charged colloids. This charge which is known as the zeta potential is extremely important in colloidal behavior inside and outside of the living system.


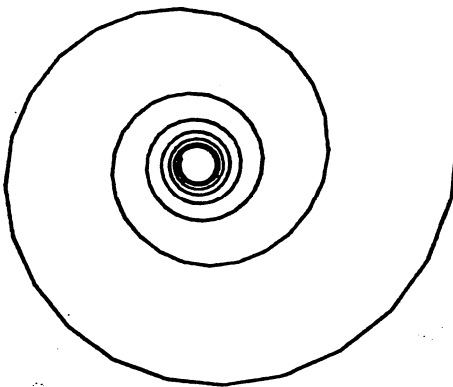
Using the square hyperbolic curve we can show that as colloidal particles are made smaller and smaller, the surface to volume ratio goes up at a spectacular rate.



**5 stream vortex
side view**

When these tiny pieces of matter are charged to high potential at a molecular level the surface energy of these colloids act to catalyze a large number of physical processes which cannot be demonstrated without these high surface energy conditions.

We hope this brief description of the vortex will help to launch our readers into new frontiers of their own.



ARCHETYPAL VORTEX
1988 Patrick Flanagan

Part III

The

AUSTRIAN PATENTS

of

VIKTOR SCHAUBERGER

Translated from the German by

Jorge Resines

Index to "VIKTOR SCHAUBERGER'S PATENTS"

- (1) Austrian Patent N°113487 "Construct for Creating Wild Brooks and Flow-regulation" (Einbau zur Wildbachverbauung und Flussregulierung); granted on June 10, 1929 (4 Figures). Page N°1
- (2) Austrian Patent N°122144 "Artificial Channel for Transporting Logs" (Kunstliches Gerinne zur Schwemmen von Holz und dgl.); Granted on April 10, 1931 (5 Figures). Page N°3
- (3) Austrian Patent N°134543 "Conduction of Water in Tubes and Channels" (Wasserfuehrung in Rohren und Gerinnen); Granted on August 25, 1933 (5 Figures). Page N°5
- (4) Austrian Patent N°13 214 "Instalation and Correction of Flow in Draining Channels by a Contention and Stabilization in Higher Level of Dammed Water" (Anlage un Einrichtungen zur Regelung des Abflussgerinnes von Staubecken und Festigkeitserhöhung deren Abschlussdammes); Granted on January 10, 1934 (3 Figures), Page N°5
- (5) Austrian Patent N°138296 "Water Conduction" (Wasserfuehrung"); Granted on July 10, 1934 (3 Figures). Page N°9
- (6) Austrian Patent N°142032 "Construct for Fabricating Tap Water like that of Natural Springs" (Verfahren zur Herstellung von quellwasserahnlichen Trinkwasser); Granted on June 11, 1935 (1 Figure). Page N°10
- (7) Austrian Patent N°166644 "Plow" (Bodenarbeitsgerat); Granted on August 25, 1950 (5 Figures).Page N°13
- (8) Austrian Patent N°196680 "Tubing for Flowing and Gaseous Media" (Rohrleitung fur flussige und gasformige Medien); Granted on March 25t 1958 (4 Figures). Page N°15

Appendix: Updating Schauterger's Ideas

Photos, Drawings and Formulae from Gottfried Hilscher's "Energie im Uberfluss" and from Peter Lindemann's "A History of Free Energy Discoveries" (section on Viktor Schauberger); which indicate how to extend into working devices the ideas originated by the amazing Austrian researcher/inventor.

First Writing Terminated on October 10th, 1988

VIKTOR SCHAUBERGER'S PATENTS

by Jorge Resines

This is the translation of eight Austrian patents, which numeration will be known as the text unfolds, granted to the late Viktor Schauberger and which are a "Must" for all of his followers.

For a better understanding of the section on Schauberger in Peter Lindemann's excellent "A History of Free Energy Discoveries", you should first read these patents and later (or along as you go) the forementioned chapter. As in two patents (the first and the last, curiously) the drawings were of poor quality in their reproduction, I was forced to re-draw them and this I did by making xerocopies of undertoned kind and later carefully copying what they revealed.

The patents are translated by date of granting, and were deleted the final "claims" that add nothing to the knowledge imparted by the writings; this being the only liberty in edition I have taken.

At some patents you will notice that I have included the illustrations within the text, this I did so that the readership may have a more direct view of the subject as the text unfolds.

(1) Austrian Patent N°113487 "Construct for Creating Wild Brooks and Flow-regulation" (Einbau zur Wildbachverbauung und Flussregulierung); June 10, 1929.

The invention corresponds to a construct for creating wild brooks and flow-regulation through the speed of water that is dammed, so that with orientated stones no destruction may come along the course of the waterpath through the dancing constructs, and to place the central line of the watercourse in the middle of the stream.

In the drawings (see next page) is the invention illustrated, at Figure 1 is an example of water-conduction (Ausfuhrung) and damming in the shape of transversally-placed dans.

The dans (1) are hollow and made of concrete placed arid anchored at the ground through suitable anchorings (2), so that they may not be displaced by the streaming water. They are placed as striations against the direction of the waterflow, upon which the water runs and along which it will sluice; through this coursing the water loses the greatest portion of its energy and does not strike too hard against the placed dans forcing them out of place.

The dams can be placed at far or snail distances from each other in the course of the constructed brook. In order to lay the theoretical middle of the stream in the midst of the flow in far-off places and also to prevent the destruction through erosion of the river shore, we will place constructs by the sides of the flow that act as dans as seen at Figure 2 (see next page). In this figure are indicated by (3) the dans, while stones are placed at (4) in opposite places. Through them runs the middle line of the waterflow (5) as illustrated. Figure 3 (next page) shows in greater detail one of such constructs and Figure 4 a transversal cut through one of them.

The constructs (3) are essentially triangular-shaped, and are jammed into the soil against the shore so as to elevate and make flow the water towards a middle point.

The effect made by these constructs is further illustrated in Figure 4, where the dashed line (6)-(6) in the transversal cut of the ground before the construct, which obliges the ground to place itself along the dashed line because of the disturbed waterflow.

Fig 1

Fig 2

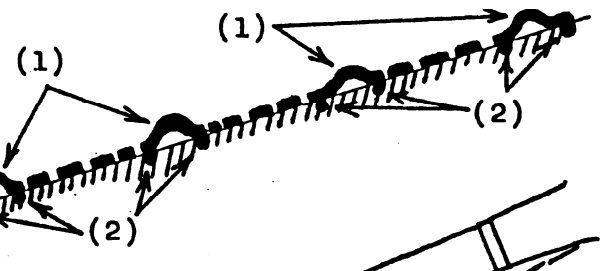
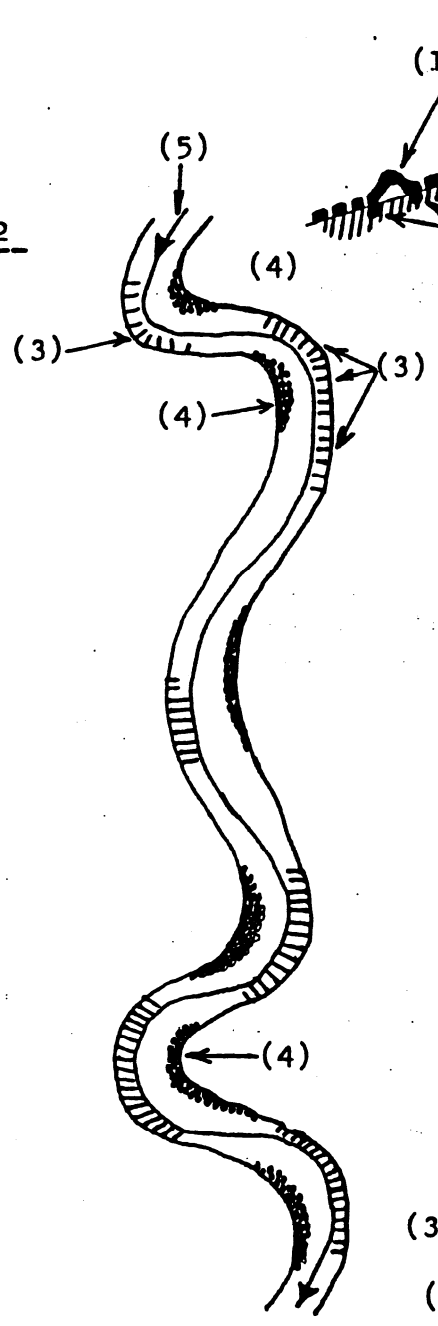


Fig 3

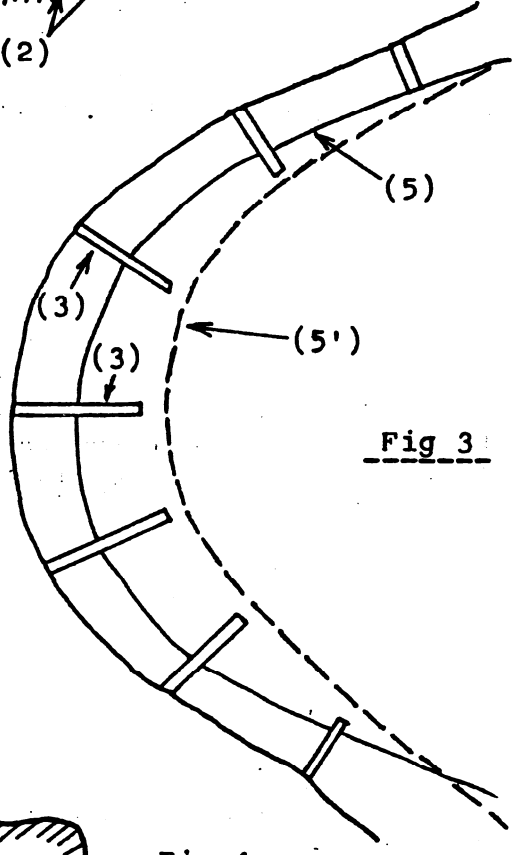
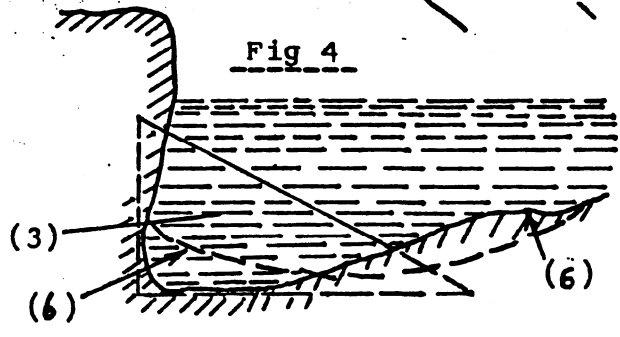


Fig 4



Between constructs (3) are placed the orientated stones and this builds close to them next to the shore a zone of Stillwater, that also serves for the purpose of directing the waterflow and to protect the shores from erosion through water (Figure 3); the full line (5) indicates the middle of the stream in the corresponding construction, while line (5') - dashed - indicates the line of middle in the brook under the effect of the constructs.

(2) Austrian Patent N°122144 "Artificial Channel for Transporting Logs" (Kunstliches Gerinne zum Schwemmen von Holz u. dgl.); April 10, 1931.

The transportation of logs and other varied loads through water channels and other artificial channels, though its low cost makes it competitive against other transportation means, suffers under the condition that when moving along the water flow some logs, specially in the curves, tend to remain stuck; in this way stop the following logs, diminishing the general speed of the transport; this is specially true for hard and dense woods that remain at the bottom of the channel and move forwards very bad.

It is known that the speed displayed by logs in water channels is greater than that of waterspeed; at those places the speed of the logs greatly surpasses that of the transporting medium and it is seen from itself that the swimming log creates before it a waterwave (see Figure 1, next page), we have a log (H) which generates a frontal wave (0) as it moves.

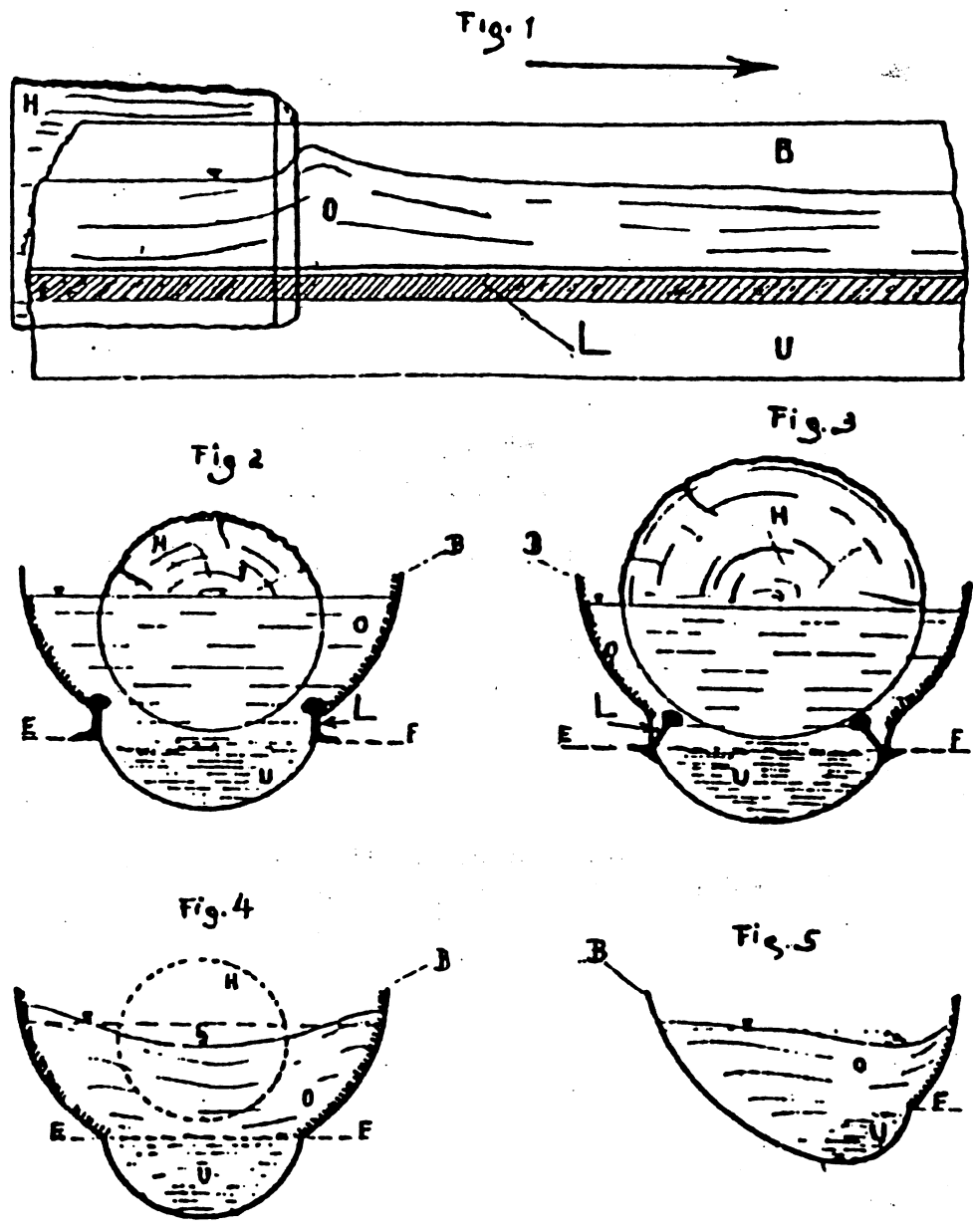
While lighter wood (see Figure 2, next page) swims without problems, heavier wood sits itself at the bottom of the channel (see Figure 3, next page) and remains stuck; therefore the water impulse in channels is not enough until now to produce the usual notion through sliding without outwards water spillage. The invention pertains to a discovery that corrects these evils, namely the elimination of water spillage through the implating of wedges made of wood and the transportation of hard and dense woods through sliding in the channels. The speed of water depends over all also on its sliding over the channel walls; in the usual slanted channels, this important factor is eliminated because of their construction.

The channels' cross-section is not semicircular or straight, but rather, as seen in Figures 2, 3 and 4 (see next page), semicircular (B) with an added semicircular bottom (U) which radius is half that of the upper portion (B), so that along the line (E)-(F), see Figures 2-3 (next page), a resting portion (L) can be included; the internal wall at the upper semicircular portion is of striated Material (unretouched cement, directionally-nailed woods, etc), and the underlying portion (U) of a sliding material (flattened cement, polished wood, etc) so that the waterspeed in the under region (U) is much greater than at the upper part (B).

This causes at once the sinking of water in the middle of the stream (see Figure 4, next page) when in practice a weight falls a certain distance that the water striking against the striated channel walls moves further, maintaining the mass (H), see Figure 4 (next page), in the midst of the flowing medium by means of the polished underzone (U) that displaces the fluid faster.

When transporting floating light woods (Figure 2, next page), this will not cause any disorder in the flow of water, for the underzone (U) will run faster than the upperzone (B), in this fashion it will not be necessary to build dams outside the channel to contain the spilled water.

From light woods we must expect little problem, with hard and dense wood we must expect it to sink deeper and to advance with difficulty, so that this kind of wood will sink itself into the faster-running underside (U), and advance in



this fashion as if advanced by a transporting band. When transporting hard and dense woods (see Figure 3, above) come into play different laws; the wholly submerged log (H) unloads its whole volume into the faster-running water, so that the pressure upon (E) and (F) of the submerged sliding skids (L) makes them enter in action; for this time the usual impulse of water is not enough to make advance the log (H), that if these means are not added must remain stuck into the bottom of the channel. The sliding offered by skids (L) lightens the log (H) deposited upon the faster running flow (u) and makes this use its impulse to propel the heavier log forwards.

In opposition to the present (1931) transportation of hard woods through channels built with hardened materials, the hard and dense woods will be transported by doubly-concave channels which walls are built with lighter materials for they are not obliged to withstand such heavy loads; in curves, where the moving wood is obliged to follow them we can through the proper construction (see Figure 5, above) of the channel, with only a one-sided channel wall, make the log

move towards the outside where it will be held by the running water along the curve; if needed we can add sliding skids as seen (L) which can be improved by the addition of wheels.

(3) Austrian Patent N°134543 "Conduction of Water in Tubes and Channels" (Wasser-führung in Rohren und Gerinnen); August 25, 1933.

This invention relates to the concentration of flowing water within polished conduits (pipes), channels and tubes, so as to increase the amount of flowing medium passing through them.

The inventor has discovered that when a certain kind of turbulence happens in flowing water, then a temperature difference takes place within it; producing also a difference in the water speed, and that this happens specially in Waltz-like flows.

It is known that to hinder sedimentation, water channels and tubes are built of circular cross-section, so that the flowing medium may drag with itself any sediments left; this is to provoke a "screw-like" movement of water so that it may attract all particles in its path.

This invention pertains to a further development of this principle, to drag sedimentated masses with moving water.

The main idea of this invention is seen in Figure 2 (next page) where the usual path of flowing water (4) is detoured by a wedge-shaped device into a different way (5).

Figure 5 (next page) shows an improvement of this idea by adding striations (6) to the wedge placed on the inner wall of a channel or tube.

In Figure 1 (next page), we see the wedges grouped (2)-(2')-(2'') in groupings of three, and producing as a result the screw-like flow (3)-(3')-(3''), through the internal portion of the conduit (1).

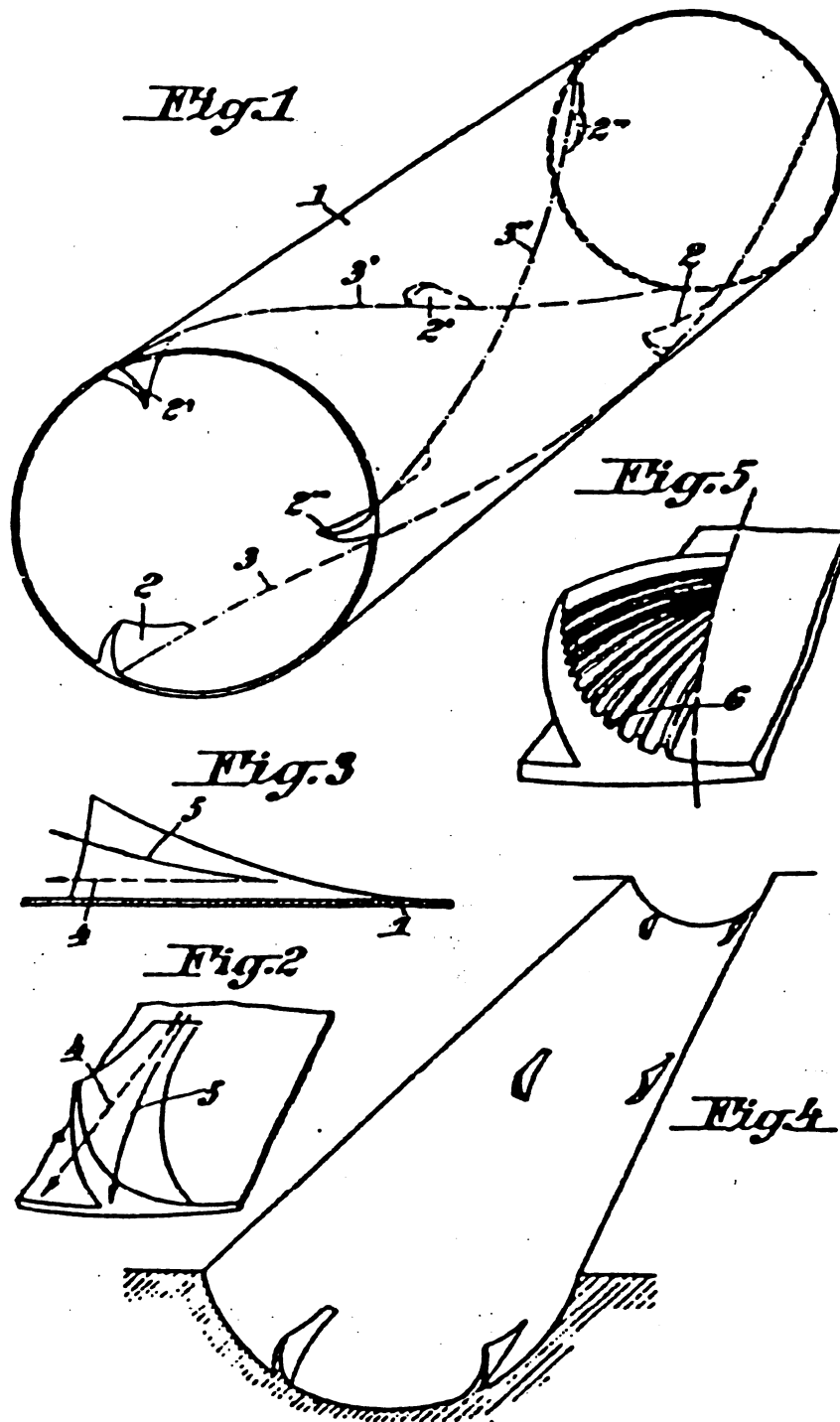
This makes the waterflow concentrate at the center of the tube, with a concentric motion, dragging along any particles left upon the walls. Figure 3 (next page) also shows, in a lateral view, how the normal water path (4) is changed to a concentric one (5), to generate a concentric flow in the flowing medium.

Figure 4 shows how open semicircular channels can also be adapted to the same purpose.

(4) Austrian Patent N°136214 "Installation and Correction of Flow in Draining Channels by a Contention and Stabilization in Higher Level of Dammed Water" (Anlage und Einrichtungen zur Regelung des Abflussgerinnes von Staubecken und Festigkeitserhöhung deren Abschlussdammes); January 10, 1934.

This invention pertains to an installation related to the conduction and regulation of flow in water channels by contention and stabilization in higher level by means of darts integrated into them that depend on the outer temperature of flowing water and the mixing at will of light and hard water conducted out of the basin by its own means, with which it is convenient to direct the outer-flowing hard water for cooling the layers of lateral walls of the dart of the basin, as will be shown herein.

It is known that for the management of water channels in all channel-building techniques that a weighty argument such as water temperature in Earth vessels and air temperature as the temperature difference between still and running water, is always left out; and it is also known that the temperature differences between two (or more) watercourses modifies their speed when they mix.



So far, only through artificial constructs in dams, the naturally-built water channels running underground or only through ramparts (where only hard water with a temperature close to $+4^{\circ}\text{C}$ comes out) or by means of aqueducts placed atop dams (through which channels only lightwater of high temperature flows), finding obstacles in their coursing through the channel and causing erosion in their shores.

However, through a channel can also flow those waters with the corresponding right temperature, so that they can be directed to dashing the water-masses and to diminish their forward-going impulse or to increase their speed and their forward-going impulse in the willed direction. We can also effect works of shore-protection just by correct regulation of water temperature and also through

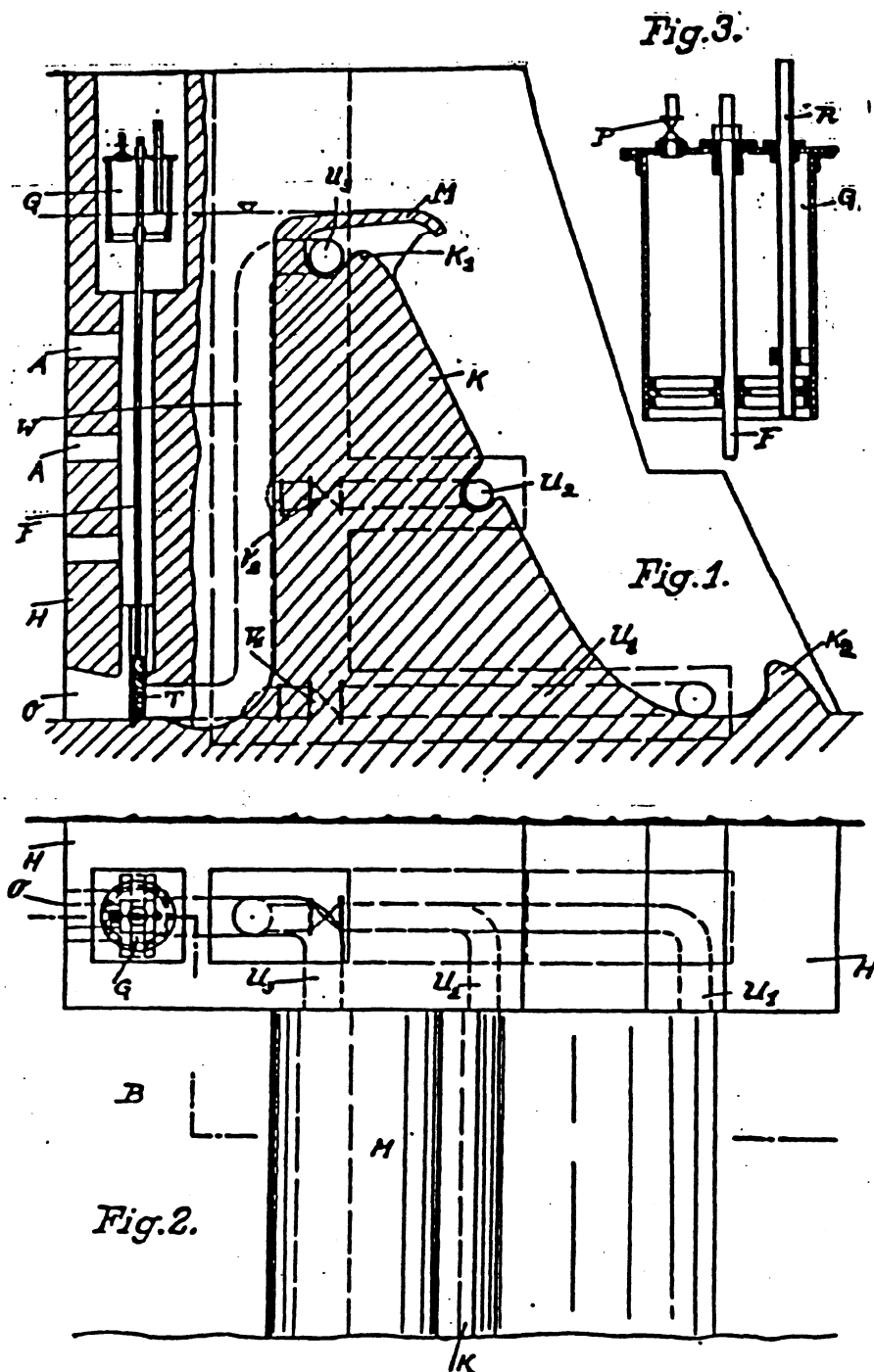
the emplacement of dams which capacity of endurance is directly proportional to the amount of water dammed and also to achieve an obstacle-free flow of water. The widening of the channel through the emplacement of stones or elimination of sane (ballast-banks) and elevation of the shore, specially in curves, can be made by the corresponding directing but usually provokes a counterflow that erodes the whole work. Through several devices that will be explained here, it is possible the steering of both light and hard waters, corresponding to the temperatures of each and also to the related fall of temperature, so that by means herein explained each water will run along its own level.

At the same time with the regulation of the waterflow it can also be effected the necessary installation, in the closing dam of the basin-corresponding construction, of those pipes that will effect the cooling of the dam's pores through the sides of the dam by means of small watercourses directed through the materials

Then as temperature diminishes, the water within the dam's pores loses its attraction for dissolving salt and other stuffs, until it reaches its balance point at $+4^{\circ}\text{C}$, at which its capacity for dissolving is the least and the filtration in the dam's wall is the strongest. So far, it is then when the light water infiltrated in the wall for cooling will go inside the materials through the pores, in this moment the channel walls close to the dam are filled with hard water at a temperature of $+4^{\circ}\text{C}$, which lose their salts into the neighbouring ground as they move, creating in a few weeks of impregnation a further barrier against erosion. When the stuff gets into the pores of the dam's walls, then the shine of the Sun rays will warm the waters, further crystallising the deposited salts and increasing the resistance to erosion, and if the frost comes then it will also contribute to the strengthening of the walls. (Please, go to the illustrations of next page from now on) In the drawings we find a further explanation of a device for this kind of installation, it is seen in transversal cut in Figure 1 and in upper view at Figure 2; while at Figure 3 we appreciate an internal view in cutaway fashion of the apparatus for steering water.

To the sake of regulating the flow of cold hard water and warm light water are placed groundnozzles (O) in the damchamber (r) of basin (B) on both sides of the dam, which doors (T) are activated through a floating device (G) that moves because of temperature differences. The pipes (W) of the nozzle (O) lead up to the upper-placed portion (K1) where flow conduits (U1)-(U2)-(U3), which are closed through gravity-activated valves (V1)-(V2), branch in different heights from the upper-going pipe (W), and that lead further into the lateral wall of the basin, spreading out there into the corresponding casts. At the feet of the dam's internal wall will be conveniently placed, the outstanding portion (K2) to produce a whirling and better mixing of the watermasses flowing over the wall. The door (T) in the nozzle (O), cleaves the soil of the waterchannel sinking itself into it and it is connected vertically by means of a shaft (F), coursing inside the dam's wall (H), with the floating device (G) that is built as a submersible bell. In the illustrated wall (H), we find at different heights over the ground-nozzle (O) tube-shaped outlets (A) that are communicated with the tube leading upwards to bell (G) and that allow the automatic emptying of the water basin.

When the pipe (W) is allowed to fill through the opening of door (T) it will allow a communication between the pipe and the basin, that will release pressure from door (T) unilaterally and in this fashion allow its free motion upwards. The door (T) should be built out of wood to allow the free motion of the bell (G) when the right water level is attained. The floating bell (G), which connec-



ting shaft (F) goes downward, can in this fashion, and because of the only motion it is allowed to make, float upwards; (see Figure 3, above) the bell (G) has an airvalve (P) through which opening can be introduced pressurized air within, so that the door (T) will be activated at once. Through both an open ending and with the outstanding tube (R), we can through the floating up or down of the bell create a flowing of water.

When the diving bell is fully sunk, without any airmargin, it acts as a total closer of the valve; and when we inject air within it, then raises to allow the opening of door (T).

In normal work, the atmosphere imprisoned within the bell (G) is equal to the usual atmospheric pressure and thus the outer temperature of the environment acts as a control; depending on the imprisoned airvolume within (G), the outer temperature will make it raise or descend, allowing the steering of door (T)

upwards, so that the "mass of hard water that will be conducted through the nozzle (O), the pipe (W) and the flow tubes (U1)-(U2)-(U3), will depend on the changes of outer temperature; the light water flows over its own flowing plate (M) placed atop the dam's crown in the basin.

The interpenetration (Durchmischung) of light and hard waters can be improved through the construct (K2) placed at the foot of the dam's inner wall, and also because of the fact that hard water falls vertically while light water does so spirally through flowtubes (U1)-(U2)-(U3), so that during their fall they will combine.

Through heating from the Sun's rays the diving bell (G) will further rise the door (T) and through the channel a larger percentage of hard water will be eliminated with respect to the light water that flies over the dam's top, and instead with cooler external temperatures the door (T) will remain either totally or almost totally closed and the channel will only conduct warm overflowing liquid.

For a better mixing of light and hard waters flowing over the dam's top. I have placed the flowtube (U2) in the lower part of the dam's wall (K), so that it will further lead hard water, to move upwards the bell (G) and thus open the door (T) to prevent the waters from overflowing the basin's level. The water flowing within the dam's lateral walls contributes to further cooling them and also to leave deposited salts and other stuffs that it loses when reaching a temperature of +4°C.

By opening the flowtube (U3) atop the dam's wall, the upper portion of the dam can be affected as indicated in the former paragraph; the welfare of the dam's walls (in all its portions) needs this process of impregnation so that its pores are closed and no filtrations may happen.

The upper plate (M) serves to both allow the overflowing of lightwater and to separate the hardwater flowing through conduit (U3), thus helping to further its endurance.

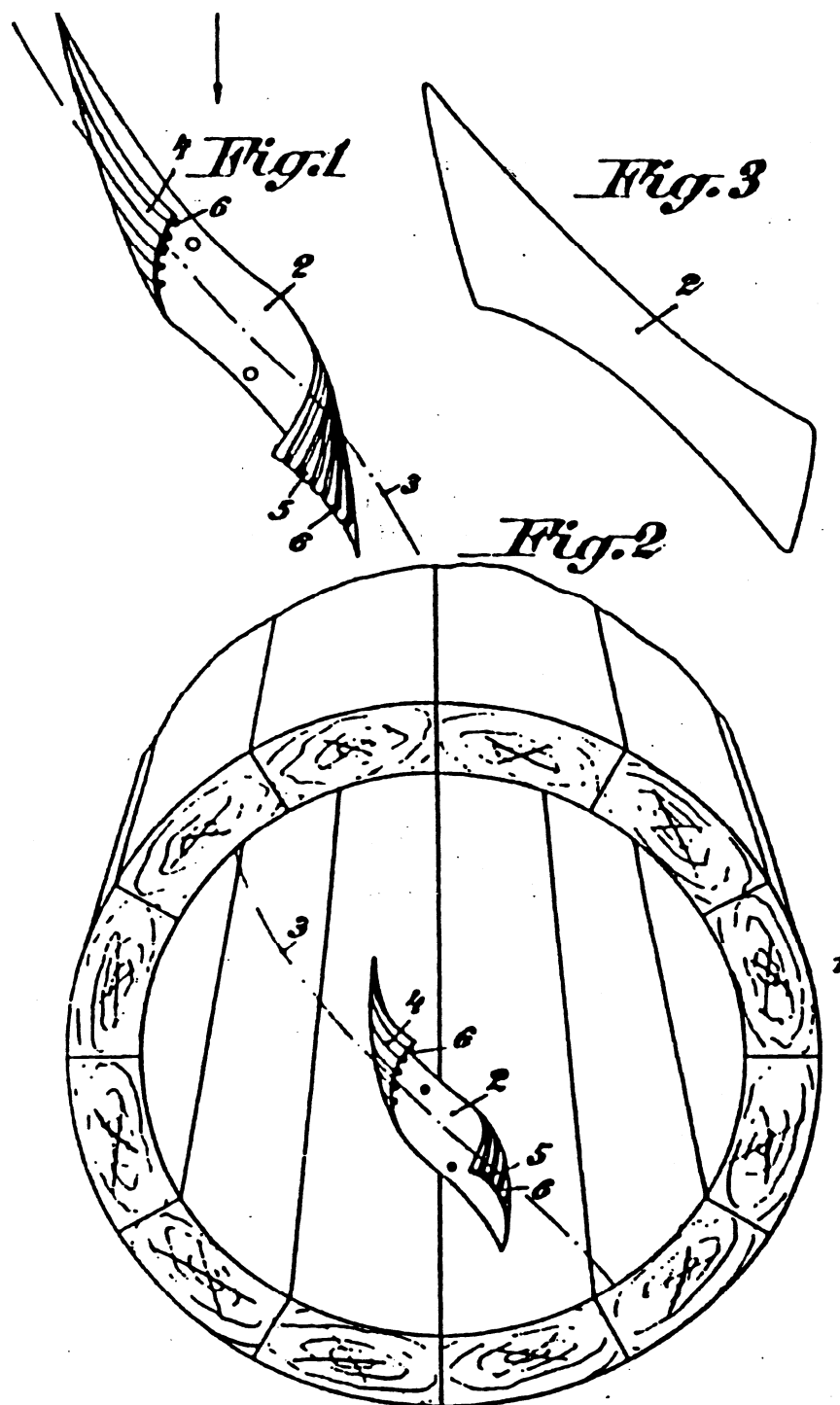
(5) Austrian Patent N°138296 "Water Conduction" (Wasserföhrung); July 10, 1934

This invention pertains to a further improvement of the tubes and channels shown in Austrian Patent N°134543, where the water flowing within a conduit is lead into the middle of the pipe to force it to effect a circular motion, as seen in the forementioned patent.

This invention pertains to an improvement of said idea by conveniently placing in the water's path a device to produce whirling motions in the fluid. The simple emplacement in the outerzone of the device will create a turbulence between the center and perimeter, so as to generate a well-defined flowzone in the center and layers of well-established stability from the perimeter inwards. The devices enplaced are of the kind illustrated in Figure 1 (see next page), where we have an element (2) with its two ends bent (4)-(5) and striations dug out at the back (6); this device -when inside the tube (1) as seen at Figure 2- will meet the incoming flow and twist it along the new path (3), so as to create a circular motion in the liquid.

Figure 3 shows the device of Figure 1 straightened out so as to see its true shape.

Note from Translator: If you look carefully at Figure 3, next page, and do a reproduction of the device (2), extending later the curves of the ends, you will notice that they do form an egg-shape! I wonder which were the experiments that lead Viktor Schauburger to elaborate this device?!?!?!?



(6) Austrian Patent N°142032 "Construct for Fabricating Tap Water like that of Natural Springs" (Verfahren zur Herstellung von quellwasserähnlichem Trinkwasser); June 11, 1935

It is known that, to fabricate mineral water through devices, without any unhygienic condition in the pipes or through the mixing with salts and compressed gases under a pressure of at least 2-3 atmospheres, this is usually made under an even higher pressure.

It is also known that to generate soda water the water will be mechanically made to flow through a carbon-acid under a pressure of 12 atmospheres, so that the corresponding enrichment in the forementioned cells make the water "active" And in other procedures this is done through "cracking".

The creation of artificial mineral water will also include carbonic acid under more or less great pressure, of at least 1 atmosphere, so that the salts will mix evenly, as is done in several kinds of mineral water; and in other kinds of waters there is a light dissolution of carbonates (for example Sodium Bicarbonate) and also a passage through chemically-weak acids (such as tartaric or citric acid) that also include carbonic acid, obtaining from here a prickling taste. In the forementioned procedures it is necessary, for making the water, be not simply in free form but in combination and that in each relation a good mineral water be produced, so that the final product be as similar as possible to natural springwater.

(Please from now on, refer to the illustration in next page) Sterilised water flows through mercury light of cold kind in tube (m) and mixes itself with the diluted salts coming from (1). In container (C) are diluted the mentioned salts in water and through revolving fan (g) well mixed. The mixture and kinds of salts direct themselves naturally through the sterile water outlet and so do with different and permanent degrees of hardness.

On the other side, so that the concentration is not too high, the artificially generated mineral water's hardness must not exceed factor 12 so that industry may not be hindered by it; anyway outgoing water does need for every 10 liters outputted 1 liter of diluted salts in the following constituents and proportions:

Sodium Chloride (NaCl)	0,02 g
Magnesium Sulphate (MgSO ₄)	0,02 g
Sodium Biphosphate (NaPh ₂)	0,02 g
Potassium Nitrate (KNO ₃)	0,008 g
Calcium Oxide (CaO)	0,2 g

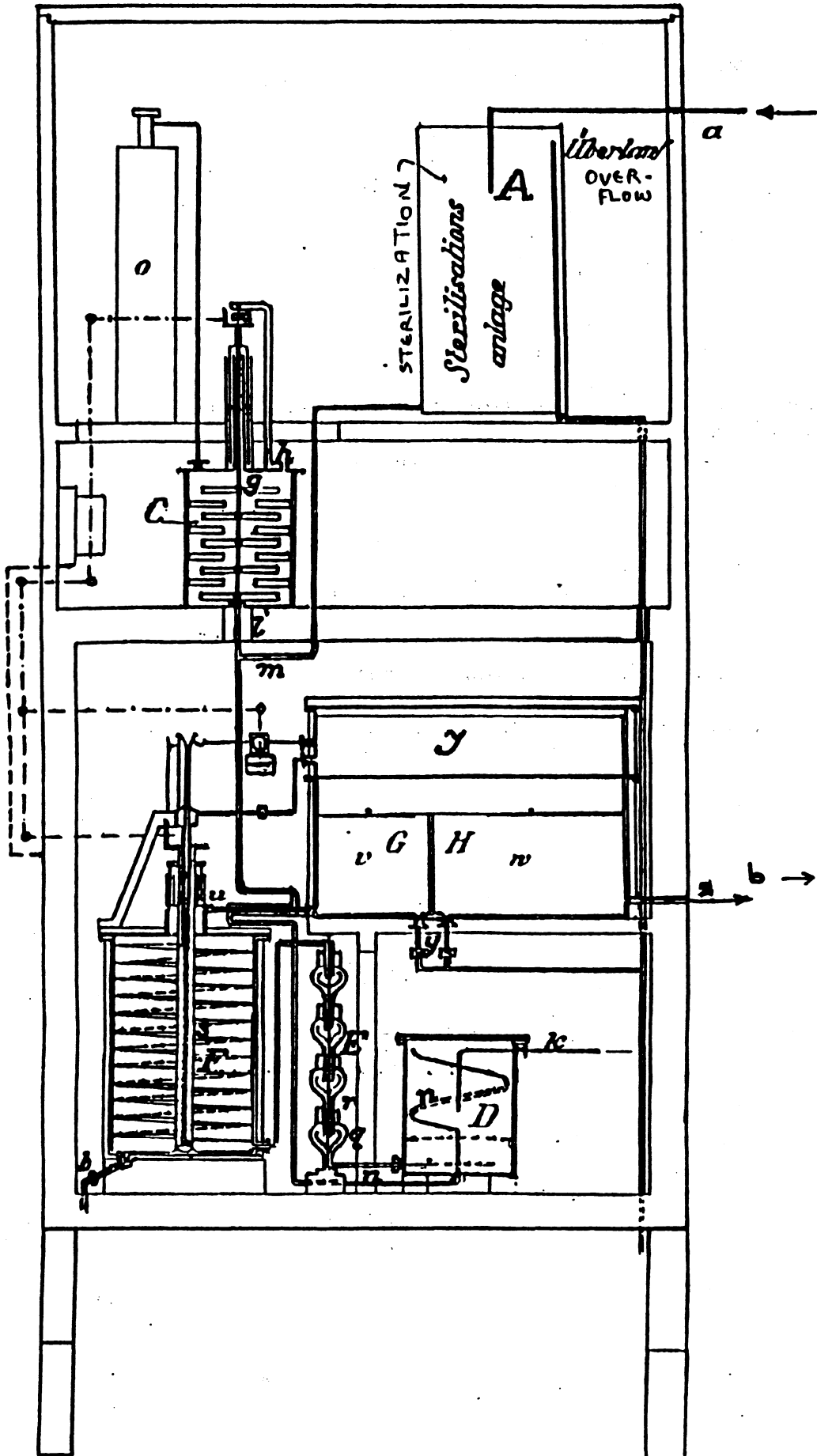
The kind and proportion of these salts are the results of several hundreds of experiments. While the Calcium oxide dissolves itself in water, on the other side the Calcium Hydrate is very sensible to the Oxygen in the carbonic acid, and thus is affected by the oxygen of the acid and the light being showered from upon.

To the sake of regulating the liquid flowing out of container (C), this is inside at a constant pressure of 0,1 atmosphere = 1 meter of acid water; the concentrated diluted salts will fall dropping along the pipe (1) and when mixed with the contents from (A) will flow into the apparatus (D) which turns them into droplets, where they will jump from the outflow holes of pipe (n) towards the walls of the apparatus (D); during the process the water already processed through carbonic acid will flow outside through the tube (k).

The droplets of both mixed liquids falls downwards and mixes itself in the way, as it happens in nature where the droplets of rain first lose their salts and diluted gasses when hitting the ground; this mixed water flows within and through the Tulip-glass device (E), where it always goes up in the outer tulip glasses and down in the inner ones, so that it will pass into the other following tulip glass vessel after it has climbed into the innermost one of the former stage and thus continues its flow. The water does make a meandering motion to carry on the following indicated goal.

The gas, specially carbonic acid, collects itself in the upper portion of the tulips and will then, through the corresponding growing pressure, flow through pneumatic tube (r), in which finest nozzles is also injected water for flowing, so that each carbonic acid that is not already combined will later be with the water. On the axis of this device's stages are placed alternatedly gold and sil-

(12)



ver foils, isolated from each other; between both metals there is an electric potential that creates a reduced ionisation in the flowing liquid. In its further motion, water penetrates into the main mixer (F) which is an insulated-against-heat standing cylindrical device, that is silvered within and in of which is located an upward-spiralling path which direction of winding goes against that of the snail and is made out of wire mesh.

On the spiral's surface are orderly placed cooling spirals, that take the temperature of water from 17°C to 4°C. The goal of this temperature fall is to properly combine the chemical elements; through the cooling will be increased the absorption of gases in water, on the other side it makes possible the combination and enrichment of free carbonic acid of the resulting masses without the usage of pressure.

The $\text{Ca}(\text{HCO}_3)_2$ presents a weak exterior combination that the enrichment with the forementioned carbonic acid in water had worked out, but it is only possible the enrichment of $\text{Ca}(\text{HCO}_3)_2$ with carbonic acid through cooling in water and the maintenance of an even temperature.

The temperature of outflowing water must not be over 20°C and its final temperature (once it was processed) should not be over 4°C; also must be taken into consideration that the speed of flow must not be too fast so as to allow the proper mixing of liquids; after abandoning the container (F), the liquid is made to flow through gold and silver foils until reaching vessel (I), which is divided into chambers (G) and (H).

First the water that overflows from (G) falls into chamber (H), and so on out of the device (z).

By the treatment of water as indicated, many reactions are produced, first of all the water is made wholly drinkable; also it is necessary to eliminate any possible exposition to light during the process for the falling of light over the treated liquids produces a loss of quality in the final results.

(7) Austrian Patent N° 166644 "Plow" (Bodenbearbeitungsgerat), August 25, 1950

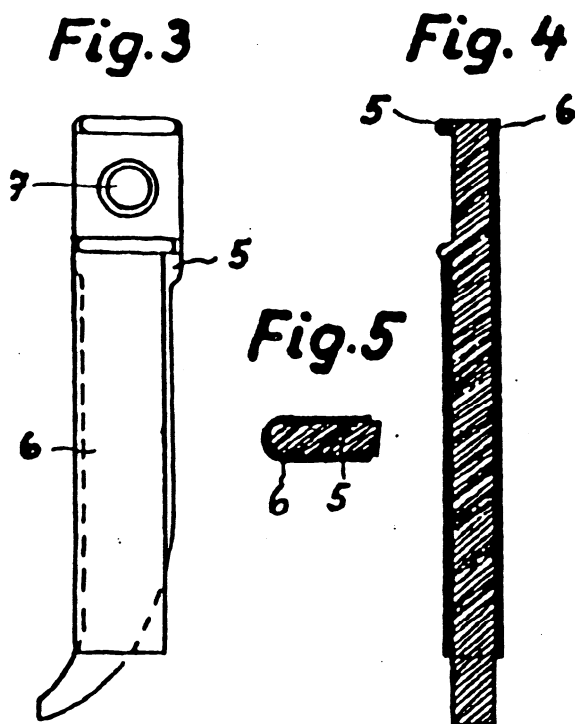
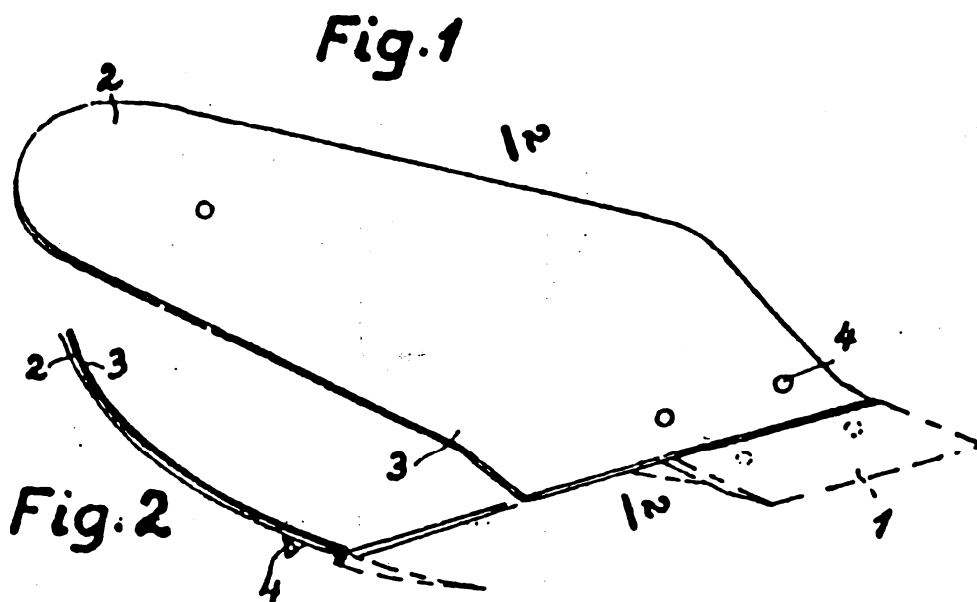
It resulted from numerous experiments that a better ploughing of the soil can be made, instead of using plows made of Iron or Steel, with Copper-covered plows; this difference becomes stronger when one notices that speed of ploughing becomes faster and that the friction between the ground and the corresponding portion of the plow is greater.

This effect because of overspeed produces the slow desintegration of the Copper cover and the minute Copper portions deposited in the soil produce a catalytic effect, that in turn generates a better water-retention in the ground and also a further increase in quality of ploughing.

These findings were made when passing a plow which body was either covered or entirely made with Copper.

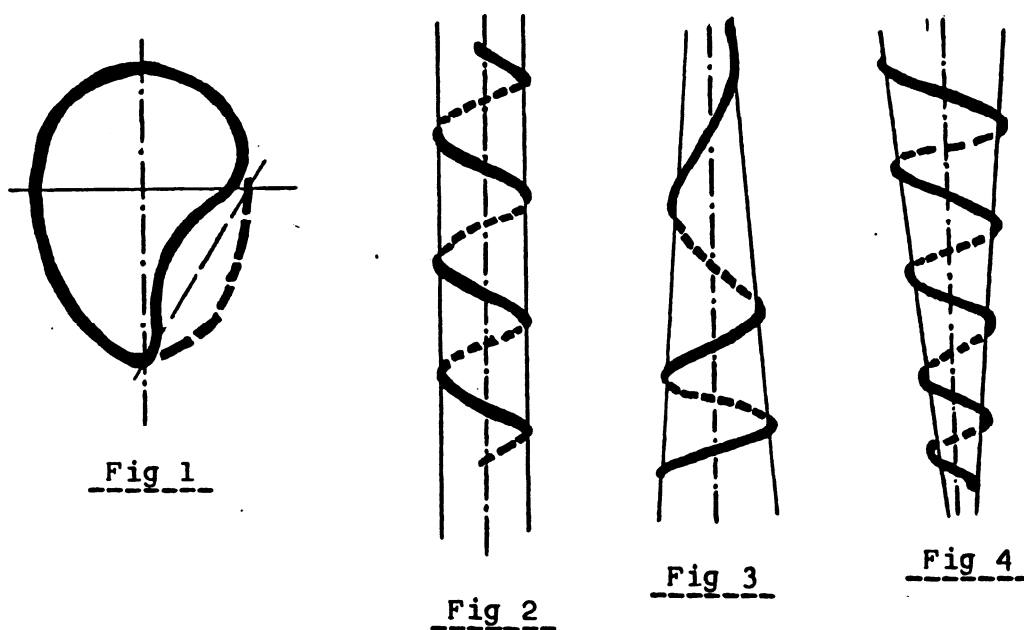
But as the building in whole of the plow with Copper is disadvantageous, then it will be convenient to cover those portions made with hard metal with Copper layers in hardened condition, which can be made through several different methodologies; the deposit of Copper particles under the ground does not break the magnetic permeability of the soil, as does Iron or Steel.

In the illustrations (see next page) are shown two embodiments for this invention, Figures 1 and 2 show a lateral view and Figures 3 to 5 show a transversal cut, a longitudinal cut and one plowing protrusion (Eggenzahn), In Figures 1 and 2 is illustrated a plow which point (1) is made out of Steel as usual, but it can also be covered with the corresponding Copper-cover; this portion cuts through the ground generating friction in the process; another is in the smaller portion (2), upon which upper portion there is usual a small he-



ap of soil because of pressure when the plow moves forward. It will be furnished with an endtail (Belag) (3), also made of Copper, that will create a "screwing" motion in the soil by means of sunk "screw" (4) located at portion (2). So as to make the whole of this latter portion hard enough, it must be hammered during construction.

The plowing protrusion (Eggenzahn) (5) corresponding to Figures 3 to 5, is made with a backward open sheet (6) of Copper; to fasten upon the protrusion the usual arrow, we use lock (7) of protrusion (5) placed at a high location and which is furnished with the corresponding key; here it is also convenient to place the Copper-cover through hammering upon the protrusion (Eggenzahn).



(8) Austrian Patent N°196680 "Tubing for Flowing and Gaseous Media" (Rohrleitung für flüssige und gasförmige Medien); March 25, 1958.

Already there are many propositions made for the conduction of fluid or gaseous Media so as to eliminate losses in pressure or speed of motion. Thus it is to prevent the formation of air vesicles that it is suggested an increase in resistance to flow as in British Patent N°409528 where it is described a tubing that has spirals engraved within and which area in transversal sectioning will be limited by two segments of circle arcs.

From the British Patent N°28543 (year 1913) comes a tube which transversal section is egg-shaped, which is furnished with guiding means to prevent the formation of water whirls. In the US Patent N°1,655,197 as in the Swiss Patent N°—126637, are indicated either conical or cylindrical tubes to the sake of limiting the sedimentation where the tube serves as axis for the dragging of sediments; this is further explained in Austrian Patent N°28099 exhibiting indented piping.

This invention pertains to a tube for flowing and gaseous media to prevent the forming of incrustations and to hinder the loss of flowspeed, which cross-section is made out of several circle arcs, being the tube wound helically and having its cross-section an egg-shape with an indentation (as seen in Figure 1, above), and helically wound (see Figures 2-4, above) around different forms. With the aid of such tubing will follow the reduction in friction losses and the hindrance of incrustations within the pipe made better; to the sake of increasing the former properties it is convenient to wrap the tubing and its cover around circular conduits, this axis of winding will also serve as axis for dragging along sedimentating materials, and will also contribute to reduce in scale the cross-section of the tube for winding.

Figure 1 (above) shows the cross-section of the tubing proposed and Figures 2-4 (also above) the different ways of winding the conduit. In Figure 1 it is visible the employed egg-shape with an indentation close to the (-----) line; the winding of the conduit can be made as shown at Figures 2-4 around an imaginary solid or in the form of a circular spiral, or in any other convenient way.

In the winding or in its cover, in Figures 3 and 4, we can scale the shape of

the winding to make it turn around those imaginary bodies or in straight line. And also can one arrange the tubing, in relation to the fluids conducted, to make the axis of winding equal to the one of dragging sedimentable materials to reduce incrustations and losses in flowspeed.

Appendix: Updating Schauberger's Ideas

Now that the old patents have given us more background information to profit from the ideas translated by BSRF Associate Albert Zock, whose articles and translations comprise most of the section on Viktor Schauberger in Peter Lindemann's book, I think it is proper to update these data with more modern ones. To do this, in the coming pages you will find illustrations and photos taken from:

Figures I to XVI and XX, Gottfried Hilscher's "Energie im Uberfluss" (Energy in Excess), Adolf Sponholz Verlag, Hameln, Germany, 1981.

Figures XVII to XIX, Peter Lindemann's work.

The text about Schauberger in Hilscher's book is much less explanatory than the one translated by Associate Zock, so I will only translate the text under the illustrations and photos, identifying each:

Figure I: The letters PKS, placed upon Walter Schauberger's home, are for "Pythagoras-Kepler School", Biotechnical Academy; Pythagoras because he knew on the "Harmony from the Spheres" and Johannes Kepler because he studied cosmic orbits; they are the greatest of Schauberger's Spiritual forefathers for whom in their names is already demonstrated the School's reverence (see next page).

Figures II-III: Exhibit in the schoolroom of the PKS school; both photographs illustrate the differences between Euclidean ("Euklidisches") and Non-Euclidean ("Nichteuklidisches") forms through the examples of biasedly cut hollow bodies; if one cuts in slant a circular cylinder one gets the usual ellipse (upper photo), however a slanted cut of the "Tonal Tower" (see for more data, Figure V, page N°18), which is built according to the "Law of Natural Tones", yields as result the natural Egg-form (see bottom photo); it shows (as seen at left of Figure III), a circularly hyperbollic motion which inward sense of movement, indicating that a centripetal motion is possible, is shown in the waterwhirl (see next page).

Figure IV: The "Law of Natural Tones" (Natur-Ton-Gesetz) $1/n*n = 1$, Foundation of the Universe.

(The bodies of Figure III are built according to this formula) (see page N°18).

Figure V: within the Pythagoras Hall of the PKS school, we find pictures of the third great researcher of Nature whose teachings are followed by Walter Schauberger, his father Viktor Schauberger; in the foreground is the "Tonal Tower" ("Tonende Turin"), which outline is modeled according to the "Law of Natural Tones"; that the natural Egg-shape corresponds exactly with the Non-Euclidean Law of Natural Tones, as illustrated in the slanted cut (see Figures II-III, next page), we notice in the lower half of the tower (see page N°18).

(17)



Figure I

Figure II





Figure III

Figure VI: The Hyperbolic Open System ("Das Hyperbolische Offene System"), which illustrates the geometry of the "Law of Natural Tones" that follows the formula of $(1/n \cdot n = 1)$; (Viktor) Schauberger spoke on the "Fundamentals of Nature" ("Verfassung der Natur"), the open spiral appeared to him as "Illustrative of Matter's Structure" ("Struktur-bild der Materie"); in Nature we always find open systems, never exists a return to the same situation/condition, as the spiral in the illustration clearly shows. The arrows indicate that the natural motion is centripetal inward-going ("einrollende") one, by means of which Energy in a system is conserved (see next page).

Figure VII: The waterwhirl reveals the structural constitution of the liquid element, for Walter Schauberger and his school the whirl is one of the uncounted illustrations of cosmic evolutionary pathways that follow the hyperbolic spiral in Nature: In far away galaxies, in the double helix of the DNA, and - naturally - in the snail; if man were to attach himself to the natural spiral-geometry he would soon find Euclidean geometry as useless; Nature is an open "Non-Euclidean" builder, Walter Schauberger follows Pythagoras who understood the Universe as a harmonical event that was encompassed by the "Harmony from the Spheres".

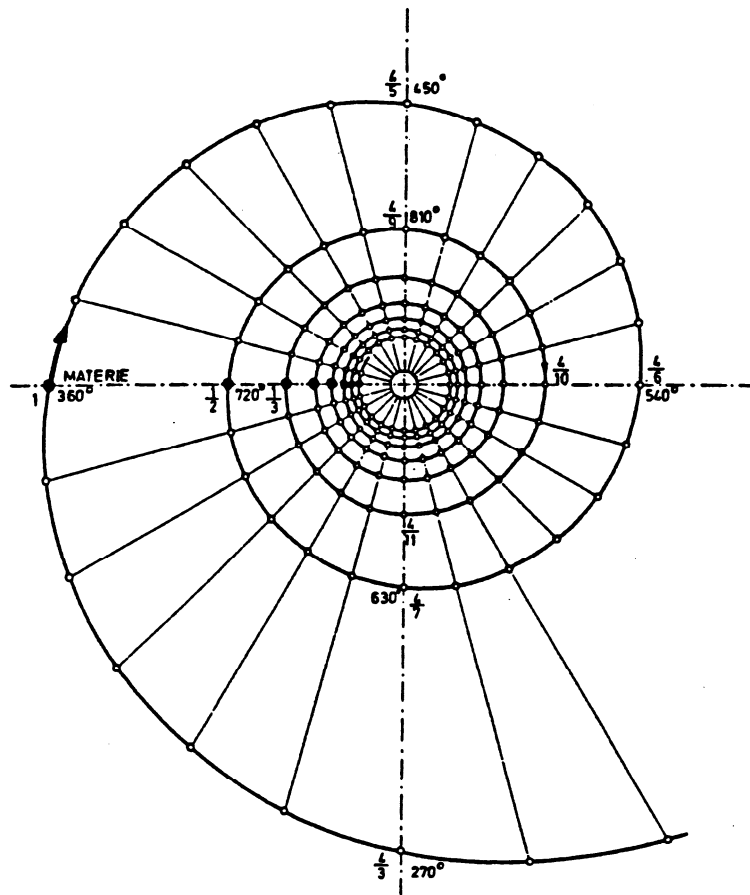
The "Law of Natural Tones" of the visible and audible, discovered in the old "Monochord" string instrument, gives Schauberger the foundation for the Non-Euclidean technology in his hands, which uses centripetal motions (instead of centrifugal circular movements) which are proper of water and air whirls (see next page).

Figure VIII: Another illustration on the "Law of Natural Tones", which according to (Viktor) Schauberger can produce a new technology (see page N°21).

Figure IX: The natural Egg-shape which is built according to the Non-Euclidean Law of Natural Tones, the legend (in German, translated below in this text) low to the right in this illustration is based upon the Schaubergerian statement that planets do not move in elliptical orbits but in "Open Egg-ways" ("offenen Eibahnen"); further demonstrations to such an effect are found in the Keplerian writings that Schauberger has studied in deep; the snail square, left-low, indicates that the Egg-shape, translated into technical devices, can be effective in the manufacture through mixing, dilution, emulsions, suspension or in the deep cleansing of waters through biological means; the corresponding Austrian Patent was granted under number 2 45991 in October 1968 to Walter Schauberger.

(NFT:German text translated: "The law by Johannes Kepler does not correspond to actuality (Corrector!), the physical universe is an "open" system. It knows not, for example, the ellipse, the circle, the straight line, the point or a closed pathway") (see page N°21).

Figure XI: (a) Photographs taken at the "Photophoresis Experiment" made at the University of Vienna; with "Photophoresis" it is shown the phenomenon that ultramicroscopic particles under the irradiation of intensive rays go for or against the rays' pathway; a simple explanation of this phenomenon is yet unknown, we must wait still more until a deep study of matter, in the line of Schauberger, is made, (b) What we see as a "Whirling-cell" ("Wirbelsaule") is a Schauberge-




DAS HYPERBOLISCHE OFFENE SYSTEM.

$n = 0$	$\frac{1}{n} \cdot n = 1$	$n = \infty$
---------	---------------------------	--------------

Figure VI

Figure VII



rian experiment of "inward-going" motion; structures and harmonics are clearly visible (see next page).

Figure XII: Structures of streaming water created by a rotating funnel that follows the Law of Natural Tones (see next page).

Figure XIII: Setup of the Watery Filaments Experience; two "Water Filaments" ("Wasserfaden") stream out of two nozzles passing through two metallic spirals ("Reizzone") towards two insulated containers; within each vessel is a Copper plate ("Kupferplatte") connected with a spiral ("Spirale") by means of an insulated Copper wire ("Kupferdraht mit Isolierung") in crosswise fashion; two spirals are held in place under the water filament by means of nylon filaments ("Nylonfaden"), both spirals are metallic and not covered by any insulation (see page N°24).

Figure XIV: Here are illustrated the pathways taken by the droplets generated when the watery filament struck the metallic spiral; Alexandersson described the energy thus generated as a pulsating bluish light that began at the opening of the nozzles and extended itself all over the excitation zone ("Reizzone" in Figure XIII) (see page N°24).

Figure XV: (a) The Swedish researcher Olof Alexandersson before his experimental device,
(b) Watery filament coming out of the nylon nozzle (see page N°24),

Figure XVI: The photo at bottom shows how the watery filament begins to dissociate itself into droplets after passing the metallic spiral; the upper photo shows the energy travelling along one of the insulated copper wires (see page N°24).


Figure XVII: Another model of Schauberger plow (see page N°25).

Figure XVIII: Schauberger aircleaner (built at Switzerland by Schauberger Biotechnik Ltd); a ventilator throws soiled air into an egg-shaped vessel where it goes spiralling downward, collects water from a deposit, and ascends through the middle column where water and particles become mixed; particles and water descend by the lateral conduit and clean air goes upwards (see page N°25).

Figure XIX: Apparatus for biosynthesis (see page N°25).

Figure XX: Dynamics of the apparatus for biosynthesis: (M) Input of gases or vacuummeter; (F) Fluid to be agitated; (P) Pathway in outer side of liquid; (S) Central spiral in liquid; (1) Egg-shaped vessel; (2) Opening for (M); (3) Shaft for agitating paddle; (4) Flat egg-shaped profiled agitating paddle (see page N°25).

(23)



(a)

(b)




Figure XI




Figure XII

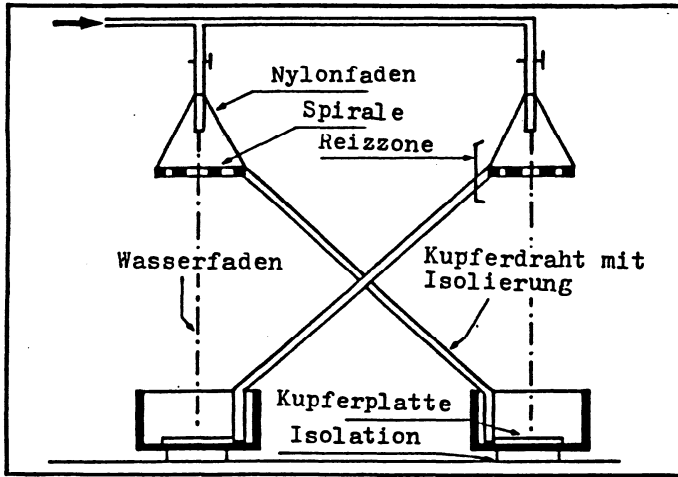



Figure XIII

Figure XIV



(a)

(b) Figure XV

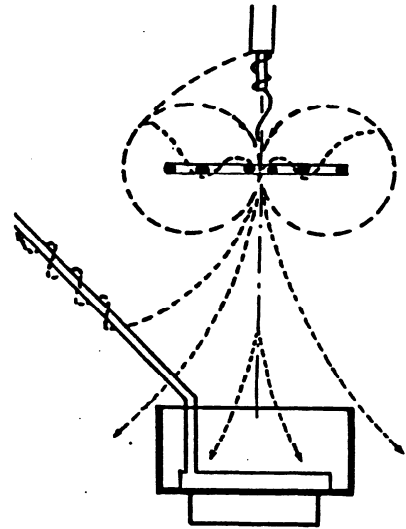

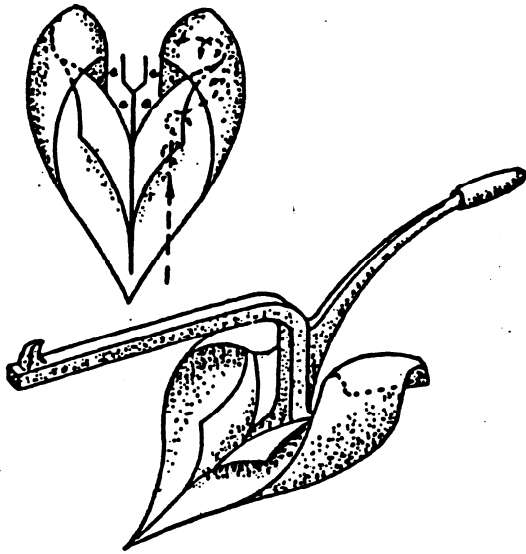


Figure XVI





The spiral plough should duplicate the work of the mole. The dashed line with an arrow shows the movement of soil through the plough.

Figure XVII

Figure XIX

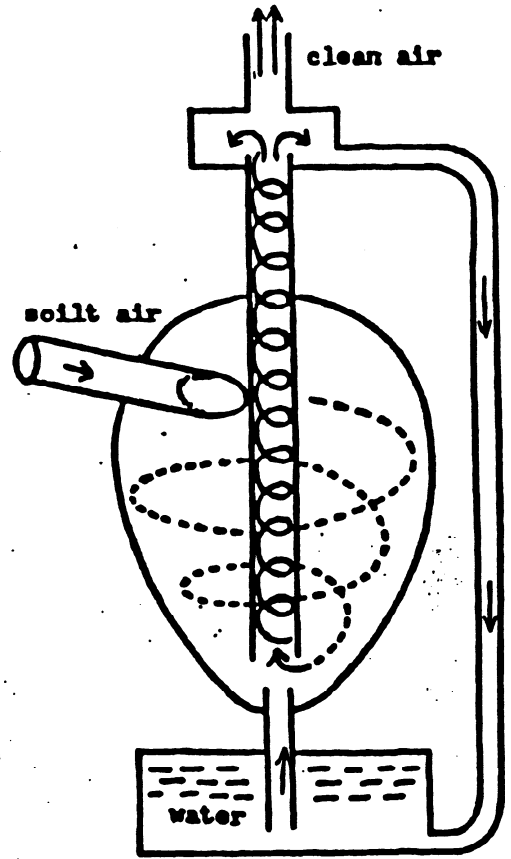


Figure XVIII

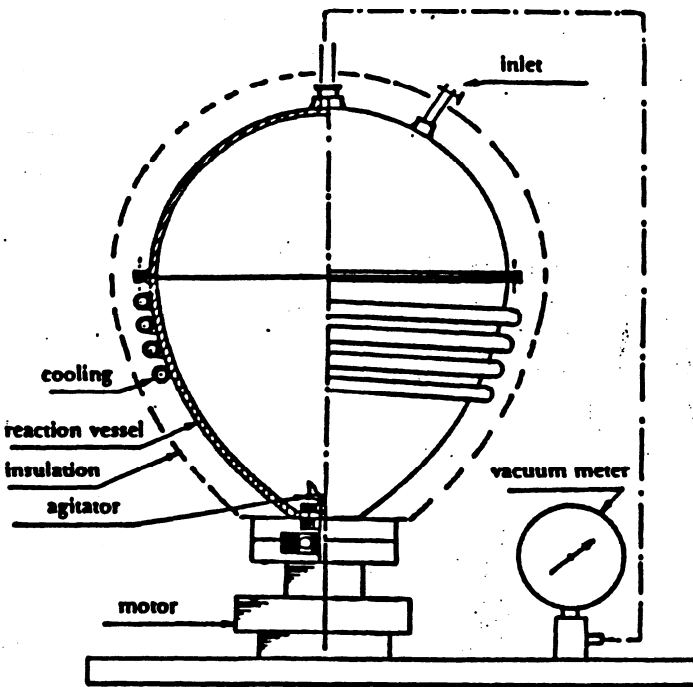
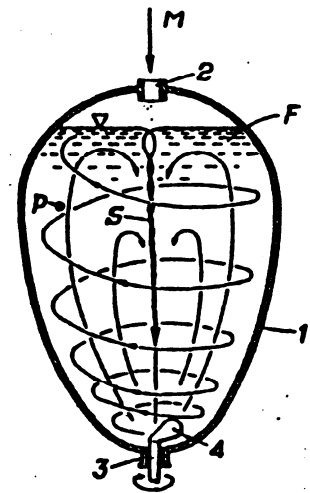


Figure XX



A schematic diagram of the apparatus for biosynthesis. The ingredients for biosynthesis are added together within the airtight egg shaped vessel made of synthetic material. The contents are then set into a hyperbolic centripetal spiral motion by the specially-shaped agitator. A cooling coil provides the appropriate temperature control. The vessel is enclosed within an insulation shell of hydrocarbon material to restrict the loss of 'implosion energy' created, instead concentrating it within the vessel so that biosynthesis can take place. The vacuum meter monitors the 'biological vacuum' formed if biosynthesis succeeds.

VIKTOR SCHAUBERGER' BIOLOGICAL SUBMARINE

by Albert Zock

The biological submarine once had the attention of the German War Lords, but Viktor Schauberger made it look as though it were not very useful, as in his opinion, bio-technology is for supporting progress and not for destruction. This submarine idea was taken from the observation of fish, especially of trout, which can stand motionless in a flowing stream, just by taking water in and out. This process has two functions, first it creates a vacuum in front of the mouth into which the fish gets sucked, and at the same time provides food, as the water contains all that the fish needs. While the food goes into the digestive system, the water is forced through the fan-like structure of the gills, which not only absorb the oxygen needed, but also push the water backwards. This specially compressed water does not mingle right away with the rest, it glides along the conical body like a wedge and shoves it forward. In addition, on the scales it forms little whirls which enhance the push further.

However, Viktor Schauberger was not the sole observer of this phenomenon. Before him others not only formed the same idea but even constructed prototypes with some results. One inventor, A. Borner, came to the conclusion that the speedy motion of a fish is relative to the size of its gills. He constructed a boat with a precise opening in its bow, where a turbine sucked in water like a fish, and pushed it out through slit-like exit ports in such a way that it glided along the hull like a sheet, not only separating it from the friction of the

outside water, but also giving it an additional push forward. Further, he applied such skin depressions like sharks have on his ship's hull, presuming that they cause small swirls, and so increased the forward motion. Borner even incorporated the slippery skin layer that fishes have by applying oil to the hull to reduce friction. He hoped all this would bring a 60-80% reduction in fuel. Indeed, experiments with his boat FORELLE, meaning trout, achieved twice the speed, while still using the same amount of fuel.

Apparently, Borner did not know the spiral-vortex, which is an invention of Viktor Schauberger. If properly applied, it will not only increase speed, but also reduce fuel consumption to a minimum!

This drawing by Dipl. Ing. Viktor Schauberger, Viktor's son, shows such a submarine. His bio-technical submarine has a movable bow, which gives the boat the flexibility fish have. The conical and rifled water-intake permits a variable step-up, creating a strong torque on the water, which, after entering the implosion turbine, will be intensified to such a pitch, that now its recoil (resonance) is driving it instead of the motor, as bio-technical applications always have a pull and push action. Such a turbine consists of tapered-down pipes with inside rifling which are bent into spirals. Such FREE ENERGY is not a question of time, rather the will to use it, as it already exists, giving us a chance to move on water, under it and in the air using only a fraction of the energy we use today!

