



*The
Observer's
Sky Atlas*

**WITH 50 STAR CHARTS
COVERING THE ENTIRE SKY**

E. Karkoschka

THIRD EDITION

 Springer

The Observer's Sky Atlas

Third Edition



E. Karkoschka

The Observer's Sky Atlas

With 50 Star Charts Covering the Entire Sky

Third Edition

 Springer

E. Karkoschka
Lunar and Planetary Lab
Space Sciences Building
University of Arizona
Tucson, AZ 85721
USA

Cover photograph: Based on a photograph by the author, it shows the southwest part of the constellation Sagittarius together with the brightest Milky Way clouds. North is to the upper left. The red nebula near the left edge is the Lagoon Nebula M8. Many other objects can be identified with the help of chart E20.

Frontispiece: The sword of Orion, containing the Orion Nebula. Looking at it with a large telescope on a dark night gives one of the grandest views in the universe. The faint reflection nebula NGC 1973 lies half way up to the top of the photograph where the stellar group NGC 1981 can be seen.

With 50 star charts, 245 black and white photographs, and 6 line drawings.

Title of the original German edition: Atlas für Himmelsbeobachter
© Franckh'sche Verlagshandlung, W. Keller & Co., KOSMOS-Verlag, Stuttgart 1988

Library of Congress Control Number: 2007927938

ISBN-13: 978-0-387-48537-9

e-ISBN-13: 978-0-387-48539-3

Printed on acid-free paper.

© 2007, 1999, 1990 Springer Science+Business Media, LLC

All rights reserved. This work may not be translated or copied in whole or in part without the written permission of the publisher (Springer Science+Business Media, LLC, 233 Spring Street, New York, NY 10013, USA), except for brief excerpts in connection with reviews or scholarly analysis. Use in connection with any form of information storage and retrieval, electronic adaptation, computer software, or by similar or dissimilar methodology now known or hereafter developed is forbidden.

The use in this publication of trade names, trademarks, service marks, and similar terms, even if they are not identified as such, is not to be taken as an expression of opinion as to whether or not they are subject to proprietary of rights.

9 8 7 6 5 4 3 2 1

springer.com

Contents

Explanatory Notes

Introduction	1
Sky Atlases	1
Catalogs	2
Object Selection	3
Celestial Coordinates	5
Precession	6
Siderial Time	6
Arrangement of Star Charts	6
Directions in the Sky	7
Size and Scale	7
Designations	9
Resolution	9
Adaption of the Eye	11
Magnitude	11
Color	13
Luminosity	14
Binaries	15
Variable Stars	16
Nebulae	17
Further Reading	19

Index of Figures and Tables

Stars:	Names	156
	Brightest Stars	151
	Colors	14
	Variables	15
	Constellations	158
	Key to Star Charts	164
	Arrangement	22
Nebulae:	Names	155
	Numbers	154
	Type	19
	Distribution	18
	Visibility	12
Moon and Planets		152
Meteors		151

Star Charts and Catalog

Catalog Headings	21
Arrangement of Charts	22
North Polar Region NP	22
Northern Sky N0–N24	24
Equator, Ecliptic E0–E24	50
Southern Sky S0–S24	100

Photographs of 250 Nebulae 118

Appendix

Brightest Stars	151
Meteor Showers	151
Calendar 2006–2024	152
Nebula Numbers	154
Nebula Names	155
Star Names	156
Constellations	158
Glossary	160
Mean and Extreme Values	162
Key to the Star Charts	164

Magnitudes:	Statistics	4
	Key	23
	Systems	12
	Surface Mag.	12
Size:	Statistics	5
	Resolution	10
Scale:	Distortion	8
	Star Charts	23
Distances:	Overview	2
	Uncertainty	3
Mean and Extreme Values.		162
Catalog Headings		21
	Julian Date	152
	Greek Alphabet	9



Explanatory Notes

Introduction

Can you remember being impressed by a clear starry sky? Look at the Milky Way through binoculars and it will reveal its many hundreds of thousands of stars, double stars, stellar clusters, and nebulae. If you are a new observer, it is not that easy to find your way in this swarm of stars, but this atlas tries to make it as easy as possible. So now it is not just experienced amateurs that can enjoy looking at the heavens.

Two additional observing aids are recommended. The first is a planisphere, where one can dial in the time and day in order to see which constellations are visible and where they are in the sky. The second is an astronomical yearbook listing the current positions of the planets and all important phenomena.

So, let us begin our journey around the night sky, and see what the universe can reveal to us!

Sky Atlases

Most sky atlases can be classified into one of two major groups according to the number of stars they contain. Some atlases only show the stars visible to the naked eye. As there are not more than a few thousand such stars, such charts can be simple and clear and can be arranged in a handy format. They are ideal for all naked-eye

Facing page, top: The constellation Cygnus (Swan) in the midst of the northern Milky Way. The photograph gives an impression of the uncountable stars in our Milky Way. This becomes more conspicuous when you sweep through Cygnus with binoculars. Under a very dark sky, one can try to find the North America Nebula, Pelican Nebula, and Veil Nebula (see p. 45). These are difficult nebulae and are only barely visible on this photograph as well. For orientation: Deneb is the bright star on the left side; Albireo is near the right edge, nearly as high as Deneb

Facing page, bottom: The region around the constellation Crux (Southern Cross) in the southern Milky Way. Aside from the Magellanic Clouds, this part is a special attraction of the southern sky. Directly to the lower left of the cross is a dark nebula, the Coalsack. It displays beautiful detail in binoculars. In the right part of the photograph is the bright Eta Carinae Nebula, surrounded by bright clusters. The star Eta Carinae illuminates the nebula and is currently not visible to the naked eye, although it was the second brightest star in the sky during two decades of the nineteenth century. It is a candidate for the next supernova explosion in our part of the Milky Way. The enormous flash of the explosion might already be on its 8000-year journey to us

Explanatory Notes

observations. The other group of atlases contains the stars visible through binoculars or telescopes. As there are a million stars within the reach of binoculars, such atlases need hundreds of charts, often arranged in several volumes. They are ideal for observations with binoculars and telescopes.

This atlas steers a middle course. It contains the whole sky visible to the unaided eye (limiting magnitude 6), and finder charts for 250 interesting objects for binoculars and small telescopes (limiting magnitude 9). Since these finder charts only cover approximately ten percent of the whole sky, it was possible to put all this information into a very convenient format.

Some atlases contain as many codes and labels as possible for each object. They are quite useful for work at home at the desk. The other extreme is represented by photographic atlases containing no labels at all. They are recommended when it comes to comparison with the real sky. This atlas again lies between the two extremes. The star charts are clear and contain just one label for important objects, since all the other data can always be found on the page facing the chart. This new edition also contains photographs of all the selected interesting objects (pp. 119–149).

Catalogs

As well as a naked-eye atlas and a binocular atlas, observers also use a catalog to look up important data such as double-star separations or the magnitudes of nebulae. This atlas combines these three functions. To work with different books can be troublesome because, between them, object selection and labeling may be quite different. In this atlas all objects labeled in the charts are listed in the tables on

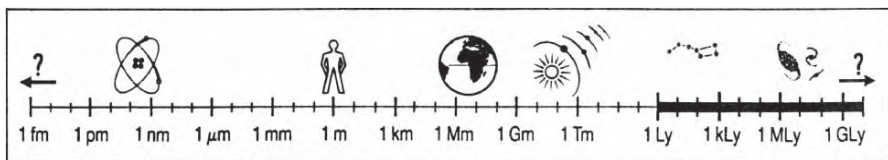


Figure 1: Between the size of an atomic nucleus and the furthest known objects in the universe, we have explored 41 orders of magnitude. This atlas contains objects further than one light-year: that means the last ten orders of magnitude. Nobody can really imagine these distances. But if we shift these ten orders of magnitude to the left, to the sizes we feel comfortable with, then we can get at least a feel for the world of stars and galaxies.

Explanatory Notes

Table 1: The mean relative uncertainty of stellar distances. It has significantly improved due to the publication of the Hipparcos Catalogue in 1997. All data of this book consider this progress.

distance (light years)	10	20	40	80	150	300	600	1200	2500	5000
uncertainty until 1997 (%)	3	6	12	25	35	45	50	50	50	50
uncertainty since 1997 (%)	0.25	0.5	1	2	4	8	15	25	40	50

the facing page, naturally with the same designation, and all objects in the tables are labeled in the facing star charts. This makes observing as easy as possible.

Until 1997, many data on binaries (double stars) such as magnitude, color, and separation were based on more or less reliable estimates from observers. The Hipparcos satellite revealed previous errors and often provides data more accurate than sufficient for an observer. The new knowledge is included in this book. Other sources are: *Sky Catalogue 2000.0*, the *Yale Bright Star Catalogue*, the *Smithsonian Astrophysical Observatory (SAO) Star Catalog*, *Ovschni Katalog Peremenich Zvezd*, *Synopsis der Nomenklatur der Fixsterne*, *Délimitation Scientifique des Constellations*, *Burnham's Celestial Handbook*, and the *Webb Society Deep-Sky Observer's Handbook*.

Object Selection

This atlas contains 250 nonstellar objects listed under the general term “nebula”: planetary nebulae, diffuse nebulae, open or galactic star clusters, globular star clusters, and galaxies. In addition to all 110 Messier objects, 140 additional nebulae that have magnitudes like those of many Messier objects have been selected. Among similar nebulae, those further north were slightly favored in the selection. All these nebulae can be observed with an amateur's telescope. Following each table of nebulae is a short description of each object for binoculars or a telescope under good sky conditions. Here the term “amateur's telescope” is considered to be a telescope with an aperture lying in the range 100–200 mm (4–8 in.). Today, many amateurs own still larger telescopes. This atlas is also useful for them, but it only satisfies part of their telescopes' capabilities.

These 250 nebulae constitute the core of this atlas, since they are featured five times: First, they are marked in the the star charts of the whole sky. Second, they all have magnified finder charts. Third, their data is listed in the catalog of nebulae. Fourth, they all have descriptions, and fifth, their photographs are shown.

The catalog of stars contains 900 naked-eye stars. It is complete up to magnitude 4.0. There are 556 stars up to this magnitude. Most of the fainter listed stars are doubles or variables.

Explanatory Notes

Many thousands of double and multiple stars are observable with amateurs' telescopes. 250 interesting ones are listed in the table of binaries. Their components are at least magnitude 8.0, their combined light brighter than 6.0. Apart from a few very close binaries, all these can be separated in an amateur's telescope.

The tables also list data for 81 variable stars visible to the naked eye. Variable stars with a variation of at least a quarter of a magnitude were considered. All those which get brighter than fifth magnitude (and a few fainter ones) are included.

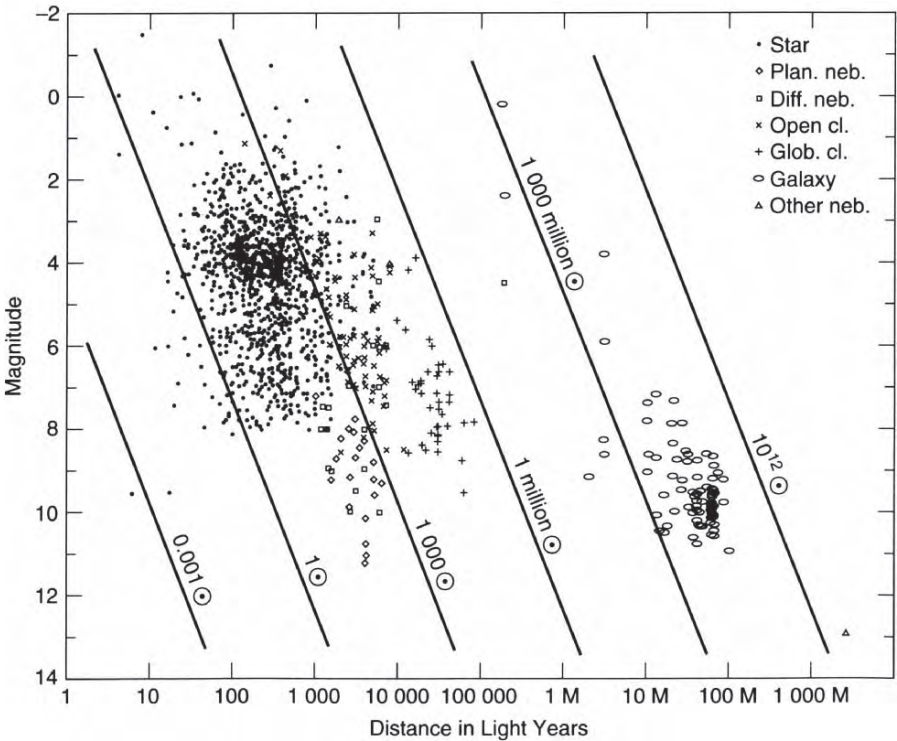


Figure 2: Apparent magnitude and distance of all 1427 objects cataloged in this atlas; binary components are indicated individually. The steep lines show the luminosity relative to the solar luminosity (if interstellar absorption is neglected).

Explanatory Notes

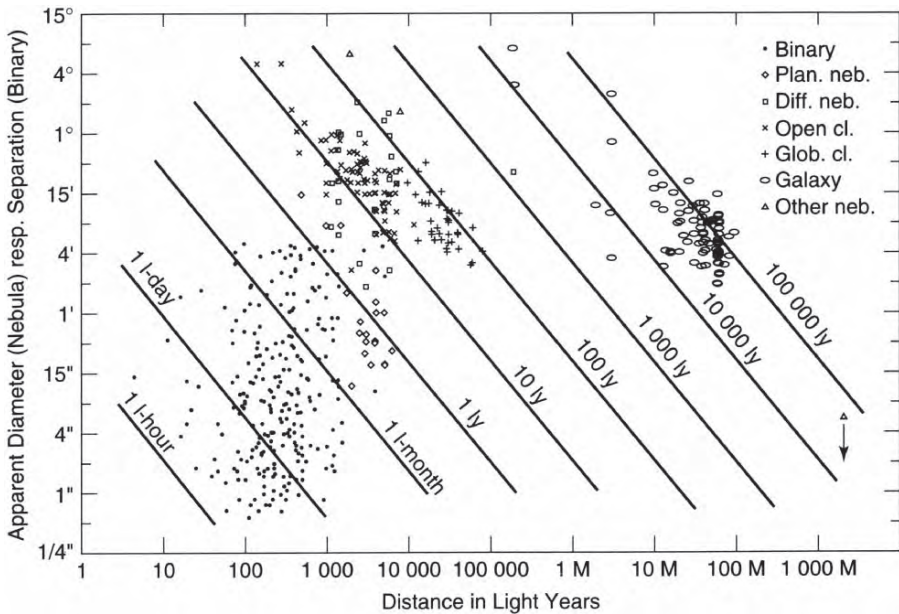


Figure 3: True size (inclined lines) as a function of apparent size and distance. The true size refers to the extent perpendicular to the line of sight. The radial extent is unknown for most objects. One light-hour is approximately 1000 million kilometers or seven astronomical units (AU).

Celestial Coordinates

In astronomy, many different coordinate systems are commonly used. To enjoy the night sky it is not necessary to tangle with the mathematics of coordinates. However, it is quite useful to become familiar with the most important coordinate system, the celestial equatorial system. One can imagine the equatorial system as a projection of the earth's longitude and latitude circles from the center of the earth onto the celestial sphere. Right ascension corresponds to geographical longitude; declination corresponds to geographical latitude. In the same way that Greenwich marks the zero meridian on earth, the first point of Aries serves as the zero point for the right ascension: it is the location of the sun on March 20/21. From there, right ascension is measured towards the east from 0° to 360° , or, more often, from 0^h to 24^h (hours) with $1^h = 15^\circ$. Declination increases as geographical latitude from 0° at the equator to 90° at the poles. Northern declinations are positive, southern ones negative. The position of a star is uniquely determined by its right ascension and declination.

Explanatory Notes

Precession

Since the first point of Aries slowly moves across the constellations, the coordinates of the stars are constantly changing. The coordinates in this atlas refer to the standard reference frame of J2000.0. By 2015, the coordinates will have changes by 0.2° or less so that the given coordinates can be used for most practical purposes without applying any correction.

Sidereal Time

The starry sky and the celestial coordinate system complete one revolution every day. Stars at the same declination describe the same orbit on the celestial sphere. After one sidereal day of $23^{\text{h}}56^{\text{m}}$, every star is back at its original position. The sidereal time indicates the rotation since the first point of Aries passed the meridian. The meridian stretches from south to north, passing through the zenith. All stars reach their highest point on the meridian. At $0^{\text{h}}00^{\text{m}}$ sidereal time the first point of Aries is on the meridian. At 1^{h} sidereal time stars with the right ascension 1^{h} are passing across the meridian, and so on. Knowing the current sidereal time defines the region of the sky which is visible best. Many planispheres have a dial to read off the approximate sidereal time.

Arrangement of Star Charts

In this atlas the whole sky is divided into 48 regions which are grouped into three sections: N = northern sky, E = equator and ecliptic, S = southern sky. The northern sky here means the area north of about 30° declination. From mid-northern latitudes, for example, it is clearly visible every night. The very first chart (NP = north polar region) contains stellar magnitudes to mag. 13 for estimating the limiting magnitude to the unaided eye, binoculars, and telescopes. The section for the equator and ecliptic contains declination zones where the sun, moon, and planets have their paths. Constellations in this region are only visible at certain times. Of course, they are best visible near the meridian. The sky south of -36° declination is labeled here as the southern sky. It cannot be observed north of 50° latitude. But further south more and more of the southern sky becomes visible. Northern-hemisphere observers should not miss the opportunity to observe the beauties of the southern sky when traveling south.

Within each of the three groups the charts are ordered in right ascension from 0 to 24. For example, the charts N12, E12, and S12 all display regions near 12^{h} right ascension. The objects in the tables are also ordered in right ascension, which

Explanatory Notes

increases from right to left in the charts. Furthermore, the even-numbered charts E0, E2, . . . mostly contain regions south of the equator, while E1, E3, . . . display regions mostly north of the equator. To find a particular chart quickly, consult the key chart at the end of the book.

Within each chart, bright stars and nebulae are labeled in the highlighted section. Data for these objects are listed on the page facing the chart. Objects in the grey section are labeled on other charts. Neighboring chart numbers can be found at the white-grey boundary.

In the catalog, each entry of a constellation is followed by a rectangle which represents the facing star chart greatly reduced. The object's location in the chart is indicated by a dot for the main star charts and by a small circle for the round enlargements (finder charts). This way, the object's position on the chart is located more easily than with coordinates and coordinate grids.

Directions in the Sky

On the earth we are very familiar with the direction of the four cardinal points. In the same way, directions are defined at each point in the sky. North is the direction to the celestial north pole near Polaris. West is the direction in which the sky is carried by the diurnal rotation of our planet. Therefore west is sometimes called preceding, and east is called following. When looking up at a constellation lying in the south, north is up, west is right, south is down, and east is left. We note that east and west on star charts are opposite to east and west on maps. However, in common with maps, all charts in this atlas have north at their top.

When comparing a chart with the sky it is important to know the directions in the sky in order to turn the charts until they match the sky. For comparison with rising constellations, the charts need to be turned somewhat counterclockwise, and clockwise for setting constellations. In an inverting telescope, directions are particularly important, even if they are not so clear. If you are not sure of them, just watch the motion of the stars through the eyepiece (clock drive off). They always move to the west. Further, notice that a standard diagonal gives a mirror image (if the total number of reflections is odd). You would need to look through a mirror at the charts in order to match the view in the eyepiece. Therefore the use of a standard diagonal is not recommended for deep-sky-object hunting. Diagonals with two reflections are only slightly more expensive than those with one reflection. They are the recommended choice for every work with star charts.

Size and Scale

Distance and size in the sky are measured in degrees, arc minutes, and arc seconds ($1^\circ = 60'$, $1' = 60''$). In this atlas, declination is given in degrees, the size of nebulae

Explanatory Notes

in arc minutes, and the separation of double stars in arc seconds. There are no mixed entries like $8^{\circ}48'$ or $3'12''$. This latter practice is continuing to disappear from astronomical tables.

When using star charts it is important to have an idea about the scale of the charts. The star charts in this atlas have a scale of $4^{\circ}/\text{cm}$ ($10^{\circ}/\text{in.}$), the round enlarged sections $1^{\circ}/\text{cm}$ ($2.5^{\circ}/\text{in.}$). Distances in the sky can be quite accurately estimated with your hand. If you hold it about 60 cm from your eye, 1 cm on your hand corresponds to 1° in the sky. Once you have measured some sizes on your hand, you will always have a “handy” aid present at your observation sessions.

When observing with binoculars and telescopes it is very helpful to know the diameter of the field of view. You can estimate this by comparing it with the disk of the full moon, which is about $30' = 0.5^{\circ}$ across. Better still are data from the manufacturer, or your own measurements. For example, a field of 5° in binoculars corresponds to a 5 cm (2 in.) circle in the round enlarged sections of this atlas. For an observer with such binoculars, a transparency with circles of 1.25 and 5 cm (0.5 and 2 in.) diameter is a helpful aid since it shows the visible field in the main and finder charts. Trying to work with star charts can be difficult for the inexperienced observer, but it becomes easy by knowing direction and scale.

All maps and charts are somewhat distorted, because the sky is spherical and charts are flat. Therefore the scale is not constant. Star charts containing a large fraction of the whole sky (e.g. p. 164) necessarily have large distortions. For all other charts the distortion is kept low by using appropriate projections. These projections show all right-ascension circles as straight lines, perpendicularly intersecting the declination circles throughout. The scale in the direction north–south (declination) is $4^{\circ}/\text{cm}$ ($10^{\circ}/\text{in.}$), while the scale in the direction east–west varies a little around this value as shown in Fig. 4. The round enlarged sections are stereographic projections and are practically free of distortion because of the small area of sky shown.

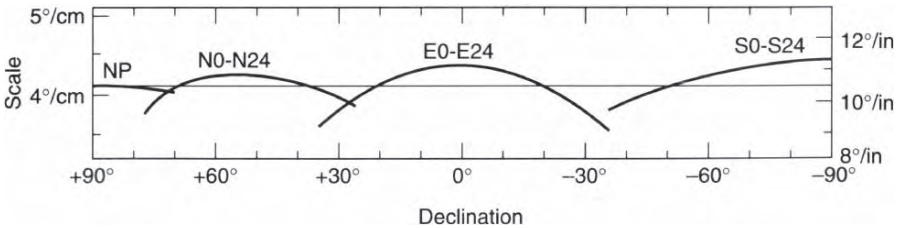


Figure 4: The scale of the star charts in the east-west direction, in the direction of right ascension (curves). The scale in the perpendicular direction (in declination) is $4^{\circ}/\text{cm}$ everywhere (horizontal line). The difference between both scales is small; the charts are nearly undistorted.

Designations

There are many types of designation for astronomical objects. For the observer it is sufficient to be familiar with just the most important ones. Constellations are designated by their 88 official Latin names. Abbreviations for, and meanings of, the constellations are listed on pp. 158, 159. Bright stars are designated by the Bayer Greek letter and/or Flamsteed number, with the constellation name in the genitive, for example α Ori = Alpha Orionis = 58 Orionis. Latin letters are used for variables and stars without a Bayer or Flamsteed designation. Some stars also have names which are mostly spelled here according to their original form. Today their spelling varies in different languages. Names are not that useful for the identification of stars, except the most common ones which are printed bold in the tables. The pronunciation of these foreign names poses problems for many people who are not familiar with Latin, Greek, and Arabic. For simplicity the names are often pronounced just as if they were English. Actually, the original pronunciation is much simpler than today's English, since every letter is always used in the same way: a as [ah], e as [eh], i as [ee], u as [oo], c as [k], etc. ξ Cep is pronounced [ksee keh-feh-ee]. Of course, there is no right and wrong in pronunciation, just as a dialect is not a right or a wrong language.

Lower-Case Greek Alphabet

α alpha	ε epsilon	ι iota	ν nu	ρ rho	φ phi
β beta	ζ zeta	κ kappa	ξ xi	σ sigma	χ chi
γ gamma	η eta	λ lambda	o omicron	τ tau	ψ psi
δ delta	ϑ theta	μ mu	π pi	u upsilon	ω omega

In the eighteenth century, Messier cataloged 103 nebulae which were later extended to 110 objects. In a few cases his description is not clear, so that some people disagree with the generally accepted identification. Messier objects are designated by an "M". A much more complete list of nonstellar objects is the *New General Catalogue* (NGC) with the *Index Catalogue* (IC). NGC objects are labeled by the number alone, while *Index Catalogue* objects start with "IC". All the nebulae in this atlas are listed on p. 154.

Resolution

The eye has a resolution of $5' = 300''$: it can resolve double stars of $5'$ separation or more. Very good eyes can resolve closer binaries, like ε Lyrae, of $3.5'$ separation. Double stars with a very faint companion are more difficult. When observing with

Explanatory Notes

binoculars and telescopes, the resolution increases to $300''/\text{power}$, assuming perfect optics. This equation yields the resolution data listed in Table 2 for six instruments. In the catalog of binaries, the visibility is indicated by a dice symbol showing how many of these six instruments each binary is accessible to. The binaries observable with each instrument are thus easily identified.

The resolution is also limited by the aperture and is in the best case $120''/\text{aperture}$ in mm ($5''/\text{aperture}$ in in.). The resolution of the eye and the telescope match each other if the magnification is 2.5 times the aperture in mm ($60 \times \text{aperture}$ in in.). This is the highest efficient power. It can be used for binaries under good conditions. On the other hand, most nebulae require a much lower power.

Unfortunately, most standardly equipped telescopes come with high, and completely useless, magnifications, while the so-important low powers, with large fields of view, are missing. A long focal-length eyepiece can easily close this gap. The useful standard magnification is about ten times lower than the highest efficient magnification, that is $\text{aperture}/4$ ($6 \times \text{aperture}$ in in.). Many binoculars are optimal in this respect and easier to use than a telescope where such a magnification is missing. Many manufacturers like to save money on another part of the telescope as well: the finder. Many finders are made for long searching rather than quick finding. A good finder should have at least a 50 mm aperture and a 5° field of view. The purchase of a good finder can change frustrating searching into exciting observing. Note also that observing with binoculars is much more enjoyable if they are mounted on a tripod.

Table 2: Limiting magnitude and resolving power of six instruments under good conditions (dark sky, steady air, high in the sky, good optics). For nebulae one should decrease the limiting magnitude by one. For each instrument, the approximate true field of view and the true size of an apparently lunar-size object is also listed. The last column lists the number of observable binaries of the catalog. The visibility of binaries is classified into the six instrument classes by a dice symbol.

Instrument	Power	Aper- ture	Limit. mag.	Field of view	Lunar size	Reso- lution	# of bi- Vis. naries
unaided eye	1×	6 mm	6	120°	30′	300″	☐ –
opera glasses	3×	20 mm	8	15°	10′	100″	≥ ☐ 36
finder	6×	30 mm	9	7°	5′	50″	≥ ☐ 55
binoculars	12×	50 mm	10	4°	2.5′	25″	≥ ☐ 93
guide scope	60×	75 mm	11	50′	30″	5″	≥ ☐ 169
telescope {	35× 350×	150 mm	13	80′ 8′	50″ 5″	8″ 0.8	≥ ☐ 247

Adaption of the Eye

The human retina has cones and rods. The rods are the sensitive detectors necessary for the observation of nebulae. They are concentrated toward the edge of our field of view. Therefore, the experienced observer looks somewhat away from and not directly at faint nebulae in order to make them detectable. This important observing technique is called indirect vision.

When the rods have been blinded, even only for a moment, they need some 30 minutes to regain their full sensitivity. Since rods are sensitive to blue and green light, but not to red light, a deep-sky observer needs a red flash light. This way, one can read star charts without losing the adaption.

Magnitude

Brightness in astronomy is measured in (stellar) magnitudes, abbreviated mag. and sometimes denoted by a superscript ^m. The unaided eye can see stars to approximately magnitude 6, depending on sky conditions. Binoculars and telescopes reach to much fainter stars (see Table 2). The main star charts in this atlas represent the naked-eye view (limiting magnitude 6), while the round enlarged sections (finder charts) match the view in a finder or small binoculars (limiting magnitude 9).

Preceding the magnitude entry in the catalog is a small black dot indicating the printed size of the star in the main star chart. This simplifies the comparison between catalog and star chart. The brightest stars in the catalog are thus obvious.

Magnitudes of stars are accurately known. They are listed with one decimal. On the other hand, nebulae do not have well-defined circumferences. Thus their magnitude is very dependent on the area regarded as part of the nebula. It is not surprising that the magnitude of a nebula may differ by a full magnitude in different sources. Therefore, nebular magnitudes are given here to half magnitudes as was done in the New General Catalogue (NGC) more than one hundred years ago. The size and magnitude of a nebula refer in this atlas to what can be seen under a very dark sky. Under less-favorable conditions nebulae will appear fainter and smaller, while professional equipment can trace them further out. Table 3 lists magnitude systems for theoretically interested readers. For practical purposes, the difference of a few tenths of a magnitude between different magnitude systems is not noticeable and thus negligible.

When you actually observe nebulae, the total magnitude is often not as important as the surface brightness or brightness density per square arc-minute. (Both the total magnitude and the surface brightness are listed in the catalog under “v-Mag.”) Nebulae with a high surface brightness ($10/\square'$) allow high power (magnification). Thus they can be observed in moonlight or artificial light pollution. Fainter

Explanatory Notes

Table 3: Magnitude Systems.

V-magnitude	V in UBV-system, corresponds to the spectral sensitivity of the eye with direct vision, appropriate parameter for bright stars.
v-magnitude	visual, corresponds to the spectral sensitivity of the eye with indirect vision at night, appropriate parameter for nebulae.
relation	$v = V + (B-V)/3$ for stars $v \approx V - 1$ for planetary and diffuse emission nebulae $v \approx V$ for open star clusters and reflection nebulae $v \approx V + 0.3$ for globular star clusters and galaxies

objects ($12/\square'$) require a low power and dark sky. To find nebulae with a low surface brightness ($14/\square'$) is a challenge, sometimes even to the experienced observer. Those nebula may be visible to the unaided eye in perfect conditions while a search may be hopeless with slight light pollution, even for a large telescope. In the visibility column of the catalog, dice symbols with open circles are a warning sign of low surface brightness.

The surface brightness might vary across the nebula, so that bright stars in a cluster or a galaxy core can be more easily observed, while the outer nebular regions might

Table 4: Surface brightness of the background sky as a function of artificial light pollution or moonlight. The sky appears darker through a nebular filter which only helps for specific nebulae. The right part of the table lists the number of observable nebulae of the catalog, restricted by the instrument size and by the condition that the surface brightness of the nebula must at least match the surface brightness of the background. The instrument class necessary to recognize a nebula as such is given by a dice symbol, listed for each nebula in the catalog. Nebulae with low surface brightness ($13-14/\square'$) have a dice symbol with open circles.

Artificial or natural illumination:		Sky background mag.		Unaided eye	3×20	6×30	12×50	75mm	150mm	Tele-scope	Vis.
Location	Moon			≥	≥	≥	≥	≥	≥	≥	
large city	Full		10/ \square'	5	10	12	14	25	32	} -	
small city	$3/4$		11	18	40	53	64	79	97		
suburb	Half		12	24	63	86	112	148	170		
field	$1/4$		13	34	83	116	149	198	232	} -	
mountains	New Moon		14	35	89	123	161	216	250		

Explanatory Notes

be much more difficult to see. Although knowledge of the surface brightness is very valuable for the deep-sky observer, it is not listed in most atlases or catalogs.

These data together with Table 4 can be the basis for selecting objects for an observing session. For example, an observer with binoculars on a field far from city lights and without moonlight will choose nebulae with a visibility of more than 3 and a surface brightness over $13/\square'$ (a dice symbol with at least four filled dots). An experienced observer may wish to check out the limits (visibility of 3 or surface brightness of $13/\square'$).

Color

Only the very brightest stars reveal their color to the unaided eye. With binoculars, a few hundred stars appear colored, namely the stars down to magnitude 4. In a telescope, stars of magnitude 7 and the brightest nebulae show their colors.

Colors of stars are measured by their B–V color index listed in the catalog. For negative color indices, the zero before the decimal point is omitted. The scale goes from blue with a slightly negative color index via white (B–V = 0.5) to yellow with a color index of 1–2. There are very few stars with a color index exceeding 2 shining orange-red; they are so faint that their colors appear only in a telescope. For comparison, the blue color of the clear daytime sky has a color index of -0.3 while the yellow light of a standard light bulb has a color index of about 1.5. A red giant with a color index of 1.5 is not red but as yellow as a light bulb. This can be easily verified by watching Betelgeuse or Antares through a telescope. For this purpose, it is best to put the bright star slightly out of focus since the human color recognition is more sensitive for extended objects than for point sources.

Color pictures show yellow stars and blue-green nebulae in a red color. Color emulsions have their color balance adjusted for daylight but not for the light of cool stars or emission nebulae. Color emulsions and most digital images show the universe in false color, a different, fascinating view from the view to the human eye. The false color makes many astronomical pictures more impressive.

The color of a star is directly related to its surface temperature. Stars with white heat are hotter than those with red heat. Still hotter stars glow bluish. In the catalog, a thermometer symbol follows the entry of the color index. This symbol deserves special attention for binary stars since binaries with components of different temperatures show impressive color contrasts.

The color of a star is correlated with its spectral type, which is determined from absorption lines in the spectrum of a star. Spectral types are O, B, A, F, G, M, and C from bluish/hot to reddish/cool, with a decimal from 0 to 9. In the star catalog, the spectral type is listed in the column “Sp.”.

Explanatory Notes

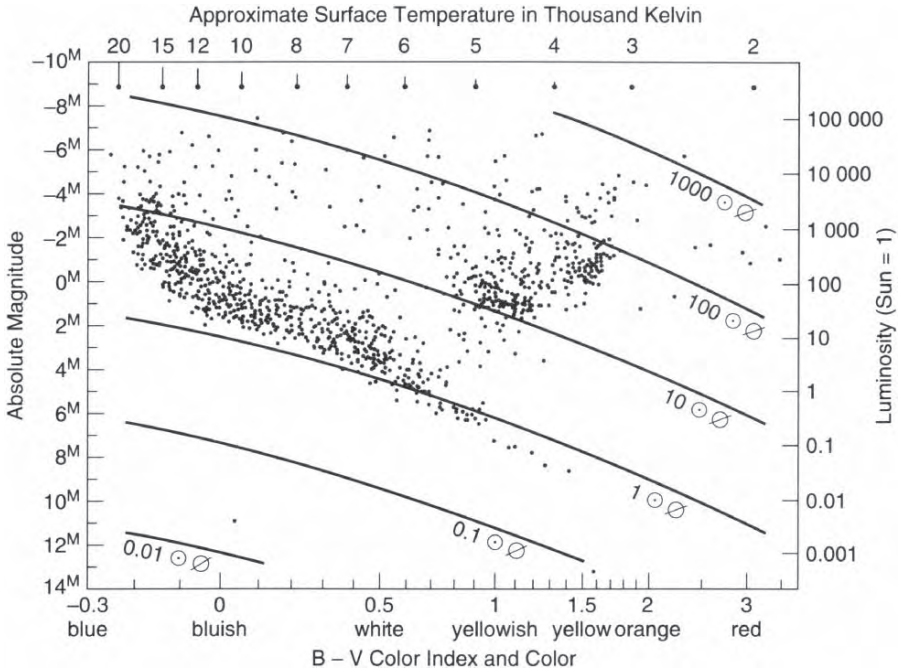







Figure 5: Color-magnitude diagram of all stars of this catalog. Most stars seem to be more luminous than our sun, but this is only a selection effect. Actually, more than 80 percent of the stars are less luminous than our sun. The curves indicate stellar diameters in units of the solar diameter (1.4 million km = 865 000 miles).

Luminosity

The real luminosity of a star is indicated by its absolute magnitude; this is the magnitude from a standard distance of 10 pc = 32.6 light years. It is listed in the catalog (column “Abs.”). For variable stars, only the maximum absolute magnitude is listed. For comparison, our sun has an absolute magnitude of 4^M.8. The most luminous stars with an absolute magnitude of -8^M shine 100 000 times brighter than our sun when viewed from the same distance. On the other end, Barnard’s Star (chart E17) with an absolute magnitude of 13^M does not even have one thousandth of the solar luminosity.

Explanatory Notes

Table 5: Classification of variable stars.

Intrinsic Variable Stars		Typical light curve	#
irregular:	} giant and supergiant pulsating stars		19
semiregular:			23
Mira type:	long period, large amplitude, light curve changing		14
Cepheid:	short period, quite regular, named after δ Cephei		10
Eclipsing Binaries (very regular)			
Algol type:	short minima, long constant maximum light		6
Beta Lyrae (β Lyr) type:	almost constantly varying		9

The size of a star is determined by its absolute magnitude and color (Fig. 5). Stars at least about 10 times larger than the sun are giants. Those more than 10 times smaller than the sun are white dwarfs. The best observable white dwarf is listed on p. 54, bottom.

Binaries

If the separation between two stars is less than the resolution of the unaided eye (about $5' = 300''$) they appear as one star to the unaided eye. In that case, the catalog of stars contains only one entry with the combined light of both components. It is thus consistent with the appearance of the sky to the unaided eye. A symbol of two stars following the magnitude entry indicates that this star is a double star or binary. Both components are then listed with their magnitudes and colors in the catalog of binaries. Also listed is the separation between both components. The relative position angle between both components is shown graphically with north to the top and west to the right consistent with the orientation in the star charts.

Binaries which hardly move between 2005 and 2020 have one entry for separation and position angle. Binaries with apparent motion are listed for the year 2005 (first entry, abbreviated '5) and further years until 2020. To be exact, the separation and position angle refer to the beginning of a given year, but this really only matters for the fastest binaries. For a few very fast binaries, the motion of the companion relative to the primary is shown graphically between 2000 and 2025 with north to the top as well.

For triple stars with comparable separations, the third component is listed in a second row. For triple stars with very different separations, the close pair is listed in the second row. The first row then shows the appearance in a small instrument where the close pair cannot be separated.

Explanatory Notes

There are two types of binaries: intrinsic binaries and optical binaries. They are intrinsic if the stars are close to each other in space. They are optical if they are along our line of sight but at different distances. In 1997 the satellite Hipparcos revealed for many binaries their type due to its accurate distance measurements. Intrinsic binaries have one entry for the distance in the catalog while optical binaries have both distances given with the distance to the brighter star listed first. The type of the binary is also revealed in the catalog of binaries since separations of optical binaries are rounded to full arc-seconds. Some intrinsic binaries are observable with the unaided eye. Each component is then listed in the catalog of stars but not in the catalog of binaries.

Variable Stars

There are two main groups of variables: eclipsing binaries (two stars occult each other) and intrinsic variables (physically changing stars). Eclipsing binaries can be divided into Algol-type and β Lyrae-type stars. Algol-type variables shine mostly at constant, maximum light. Their brightness drops steeply when the stars are eclipsing each other. β Lyrae stars constantly change their brightness. The two stars are so close that they are elongated by gravitational interaction. Sometimes we look at their narrow side, sometimes at their wide side. Intrinsic variables are divided into irregular, semiregular, δ Cephei-type stars or Cepheids (short period), and Mira-type stars (long period), and novae which are not listed in this atlas. This is still only a rough classification: there are more than 50 subtypes of variable stars.

For variable-star observers, the tables list important information. The time of a maximum or minimum (usually the first one after J.D. 2454000) is listed as the Julian Date under “Max.” or “Min.”. The Julian Date for the beginning of each month is listed on p. 152. Further maxima and minima can be easily calculated by adding a multiple of the given period.

For Algol stars, the duration of the eclipse is given. This is the duration of the magnitude drop and increase. The minimum is centered within this duration. Many intrinsic variable stars have asymmetric light curves, the brightness drop is slower than the increase. A quantified description of the asymmetry is sometimes given. For example, “Min = Max + 10” means that the minimum occurs regularly 10 days after the maximum.

Eclipsing binaries have a secondary minimum half way between successive primary minima, although this is barely noticeable for many variables. Many intrinsic variables display a varying amplitude from period to period. For example, Mira can get as bright as magnitude 2 but reaches only magnitude 4 during other maxima. The catalog of stars lists the average amplitude while the key word “Extrema” gives their extreme values ever recorded.

Nebulae

Most nebulae belong to one of the five groups of planetaries, diffuse nebulae, open and globular star clusters, and galaxies.

Planetary nebulae: These are called “planetaries” because in a telescope they look like small, greenish disks, just like Uranus. They are gaseous nebulae and consist of the outermost shell of a hot central star, blown into space many thousands of years ago. Most planetaries appear stellar in binoculars. Only at high power do they reveal their shapes. Rings and disks are the most common shapes. Planetary nebulae are more conspicuous through a green filter, or rather a nebular filter. This transmits the green or blue-green light of the nebula, but absorbs most of the other parts of the spectrum, thereby increasing the contrast between nebula and background. The colors of nebulae are barely visible in amateurs’ telescopes. But in very large telescopes planetaries shine intensely green or bluish-green.

Diffuse nebulae: These consist of gas and dust. Usually one finds them within a young open cluster where new stars are forming from their gas and dust. They are called emission nebulae if most of the light is gaseous emission. Their color, and the use of nebular filters, is the same as for planetaries. Filamentary supernova remnants also emit a similar spectrum. They do not tell the story of the birth of stars, but rather of the end of a star’s life. Diffuse nebulae are called reflection nebulae if most of the light is reflected or scattered light from a star by interstellar dust. They are more difficult to observe since their contrast cannot be enhanced by the use of nebular filters.

Open star clusters: Open clusters might appear nebulous to the naked eye or in small binoculars. But in a telescope they are always resolved into individual stars. Many open clusters are very young compared to our solar system. Gas and dust forming new stars are often associated with them. Rich open clusters consist of more than a hundred stars. Clusters poor in stars (less than 50 stars) are usually inconspicuous.

Globular star clusters: Globular clusters are so distant that individual stars only become visible in telescopes. In this case the cluster is said to be resolved. In binoculars and partially still in telescopes, the hundreds of thousands of stars appear as a nearly circular glow. The concentration towards the center is measured on a scale from I (extreme concentration) to XII (very smooth).

Galaxies: These are systems of stars like our own Milky Way. Large telescopes reveal their different shapes. Elliptical galaxies (E) appear as a featureless, elliptical glow. Lenticular galaxies (S0) look similar, but they contain dust clouds which show up as dark patches. Spiral galaxies come in a wide variety. Some are similar to lenticulars, but have faint spiral arms outside their bulge (Sa). The other extreme is a spiral with very long arms but no indication of a central bulge (Sd). Irregular spiral arms (Sm) mark the transition to the irregular galaxies (Ir) which do not fit into any of the other groups. There are more differentiated classification schemes, which also

Explanatory Notes

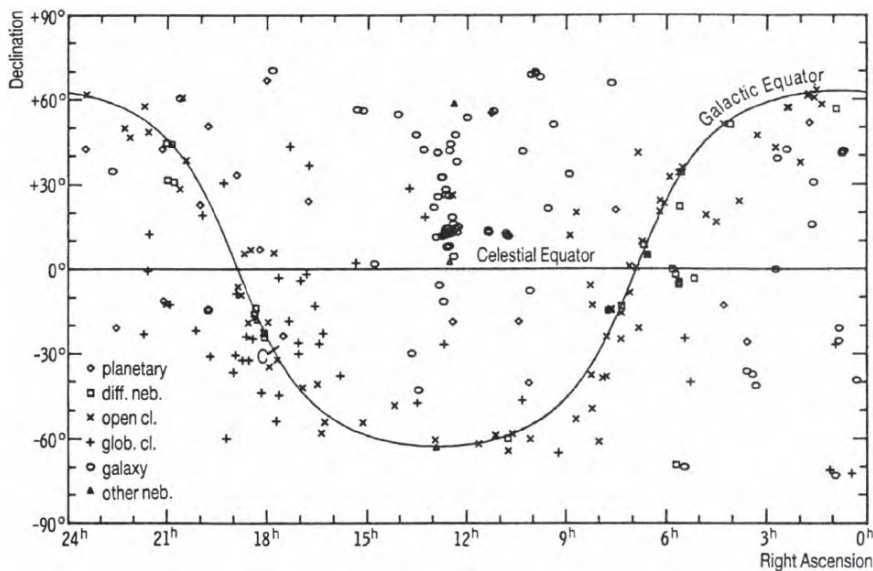


Figure 6: Distribution of nebulae in the sky. Planetary, diffuse nebulae, and open clusters lie near the central plane of the Milky Way, the galactic equator. Globular clusters are also found far away from this plane, but are concentrated toward the center C of the Milky Way. Galaxies avoid the galactic equator and are densest in the Virgo Cluster (near center of figure). In the plane of the Milky Way, interstellar absorption by dust limits the visibility to approximately 10 000 light-years. Looking out of the plane, we have a clear view millions of light-years deep into the universe. Similarly, on a hazy day, the visibility towards the horizon may be very limited, yet the sun, some 150 million kilometers away, can be seen clearly high up in the sky

distinguish barred spirals from standard spirals. Finer subdivisions of galaxies are not easily observable in amateurs' telescopes.

Oblateness: Elliptical galaxies are classified according to their oblateness from E0 (circular) to E7 (very elongated). The oblateness is also important for the observation of other nebulae. For example, an apparently circular spiral galaxy is best suited for tracing spiral arms while an extremely elongated spiral galaxy shows most likely dust in the central plane. In the catalog, the oblateness of each nebula is graphically shown in the column "Shape," from a circle all the way to a thin line.

The descriptions of the 250 nebulae are based on observations by the author, who has observed every one with a telescope of 150 mm aperture under dark sky. Further information comes from the much larger volume "Observing Handbook and

Explanatory Notes

Table 6: Classification of nebulae. Abbreviations listed under “Type” and “Shape” as well as the oblateness symbols are used in the catalog of nebulae.

Type, Shape	Description	#	Type, Shape	Description	#
PN	planetary nebula		GC	globular cluster	
R	ring shaped	7	I–IV	core bright, concentrated	14
D	disk shaped	10	V–VIII	medium concentration	17
A	anomalous, irregular	4	IX–XII	uniform, without core	12
DN	diffuse nebula		Glx	galaxy	
Em	emission nebula	16	E	elliptical galaxy	12
Re	reflection nebula	4	0–7	oblateness	
Fi	filamentary supernova remnant	3	S0	lenticular galaxy	10
OC	open cluster		Sa–m	spiral galaxy:	
r	rich in stars	21	a	large core, hardly arms	9
m	medium number of stars	36	b	medium core, short arms	15
p	poor in stars	21	c	small core, medium arms	14
n	visible nebulosity	11	d	no core, long arms	12
			m	irregular spiral arms	4
			Ir	irregular galaxy	5
oblateness = $10(a - b)/a$			oblateness: 0 1 2 3 4 5 6 7 8 9		
a major axis, b minor axis			shape: ○ ○ ○ ○ ○ ○ ○		

Catalogue of Deep-Sky Objects.” Descriptions for the view in binoculars refer to 12 × 50 mm binoculars. Of course, the visible details are very dependent on many parameters, especially the darkness of the sky, so that they can only give a rough idea about what to expect to see.

Among the stars there are variable stars. On the other hand, nebulae do not change their light and shape, with two exceptions: Hubble’s Variable Nebulae (see p. 64) and the expanding light echo of the supernova 1987A near the Tarantula Nebula (see p. 102). It is not known how bright it will develop within the coming years. Time will tell.

Further Reading

Sky Atlas 2000.0 by Wil Tirion. Cambridge University Press and Sky Publishing Corporation, 1981.

This large-format atlas with 43,000 stars to visual magnitude 8.0 plus 2,500 deep-sky objects is the ideal supplement for the advanced observer.

Sky Catalogue 2000.0 (2 vols.) edited by Alan Hirshfeld and Roger W. Sinnott. Cambridge University Press and Sky Publishing Corporation, 1982 (Vol. 1), 1985 (Vol. 2).

Data and notes on nearly all of the stars and objects of *Sky Atlas 2000.0* are given in this catalog for the advanced observer.

Star Charts and Catalog

Catalog Headings


NEBULA	Designation, the first column lists the number from the New General Catalogue (NGC); IC: Index Catalogue, M: Messier.
Position	Constellation (see pp. 158, 159); dot and circle in the rectangle show the location in the main star chart and enlargements.
v-Mag.	Total visual magnitude (first entry) and surface brightness per square arc-minute (second entry, mag./ \square').
Size	Apparent diameter of a nebula in arc-minutes ($'$).
Shape	Classification according to the appearance in a telescope (see Table 6, p. 19). Preceding is an oval showing the elongation.
Type	Classification into PN: planetary nebulae, DN: diffuse nebulae, OC: open clusters, GC: globular clusters, and Glx: galaxies.
Vis.	Visibility from telescope only \square to unaided eye \odot . Low surface brightness \square – \odot requires dark sky (see Table 4, p. 12).
Dist.	Distance in light-years (M: million).
R.A.	Right ascension for the equinox 2000.0, in hours and minutes.
Dec.	Declination for the equinox 2000.0, in degrees.

STAR	Designation (Flamsteed, Bayer) and constellation.
Position	Indicates the location in the star chart.
V-Mag.	Magnitude V in the UBV-system, combined magnitude for binaries \ddagger . A preceding dot shows the size in the main star chart.
B–V	Spectral color index, from bluish (<0) to orange-red (>2).
Te.	Symbol for the surface temperature of a star, from cool, yellow stars \downarrow to hot, bluish stars \uparrow .
Sp.	Spectral type: O, B, A, F, G, K, M, C, including decimals 0–9.
Abs.	Absolute magnitude, the V-mag. from a distance of 32.6 ly.
Name	Historic name of a star; names in use are printed in bold.
Dist.	Distance in light-years.
R.A.	Right ascension for the equinox 2000.0, in hours and minutes.
Dec.	Declination for the equinox 2000.0, in degrees.

BINARY	The same designation as in the catalog of stars.
Position	Indicates the location in the star chart.
V-Mag.	Magnitudes V in the UBV-system for both components.
B–V	Spectral color indices in the UBV-system for both components.
Te.	Symbols for the surface temperatures of both components.
Sep.	Separation in arc-seconds between both components.
PA	Relative position angle between both components (north up).
Vis.	From telescope only \square to unaided eye \odot (see Table 2, p. 10).

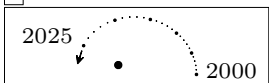
VARIABLE STAR	The first line gives the designation, the position, the size in the main star chart, and the light curve (see Table 5, p. 15).
Period	Duration of the periodicity listed in days (d).
Max./Min.	Julian Day of maximum/minimum brightness (see pp. 152, 153).
Extrema	Extreme magnitudes ever observed.
Eclipse	Duration of eclipse for eclipsing variable stars.
2nd min.	Magnitude at secondary minimum for eclipsing variable stars.

Arrangement of Charts (see also p. 164)

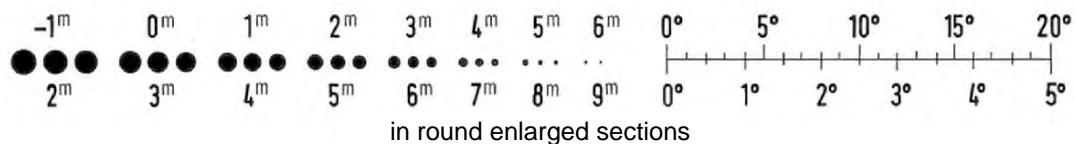


STAR	Position	V-Mag.	B-V	Te.	Sp.	Abs.	Name	Dist.	R.A.	Dec.
48	Cas	☐ •	4.5	★	0.2	↓	A 3 2 ^M	117ly	2 ^h 02 ^m .0	70° 91
50	Cas	☐ •	4.0	★	0.0	↓	A 2 0 [Star]	160	2 03.4	72.42
1	α UMi	☐ ●	2.0	★	0.6	↓	F 7 -4 Polaris , North	430	2 31.8	89.26
78	Cam	☐ •	4.8	★	0.0	↓	A 0 0 also 32 Cam	320	12 49.2	83.41
5	UMi	☐ •	4.3	★	1.4	↓	K 4 -1	350	14 27.5	75.70
7	β UMi	☐ ●	2.1	★	1.5	↓	K 4 -1 . Kochab .	125	14 50.7	74.16
13	γ UMi	☐ ●	3.0	★	0.1	↓	A 3 -3 . Pherkad .	460	15 20.7	71.83
16	ζ UMi	☐ •	4.3	★	0.0	↓	A 3 -1	370	15 44.1	77.79
21	η UMi	☐ •	5.0	★	0.4	↓	F 5 3	97	16 17.5	75.76
22	ε UMi	☐ •	4.2	★	0.9	↓	G 5 -1	350	16 46.0	82.04
23	δ UMi	☐ •	4.4	★	0.0	↓	A 1 1	180	17 32.2	86.59
41,40	Dra	☐ •	5.1	★	0.5	↓	F 7 1	170	18 00.1	80.00
75	Dra	☐ •	5.1	★	1.0	↓	G 9 -1	500	20 28.0	81.43

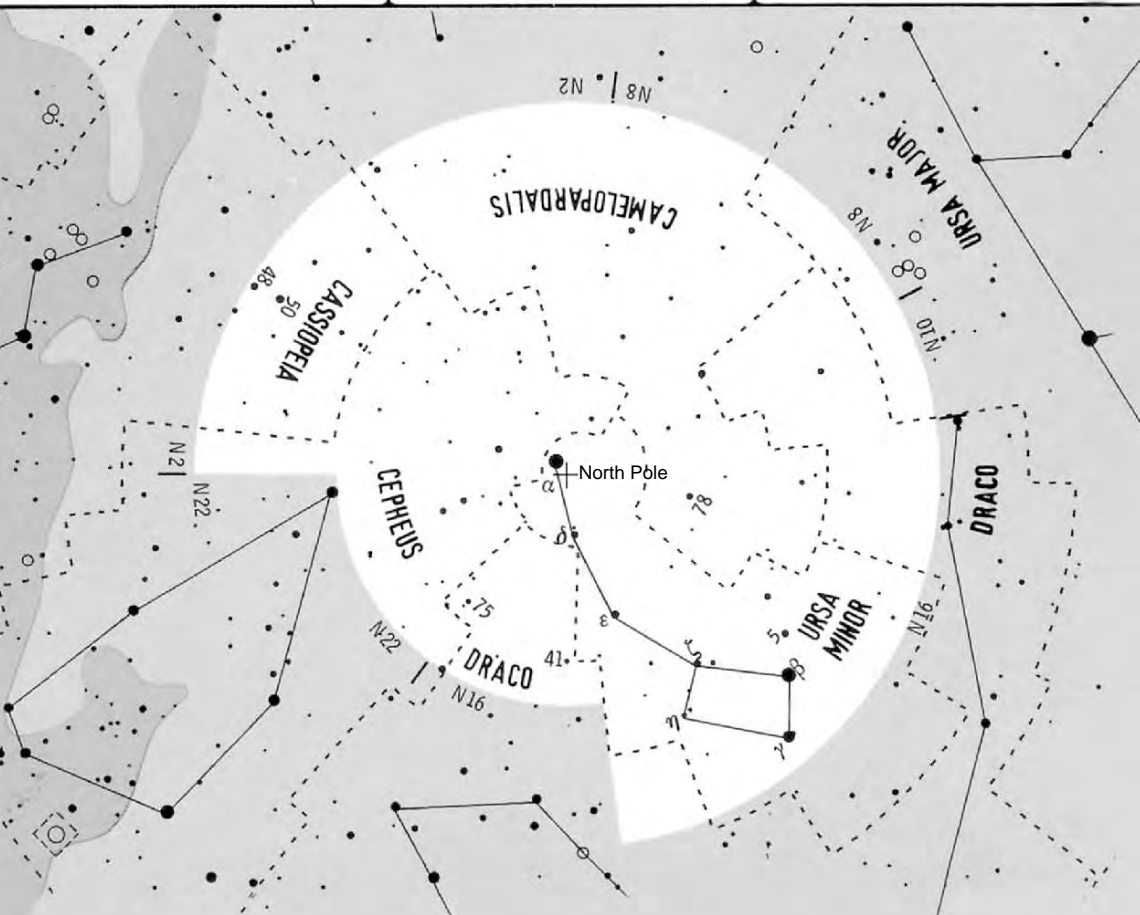
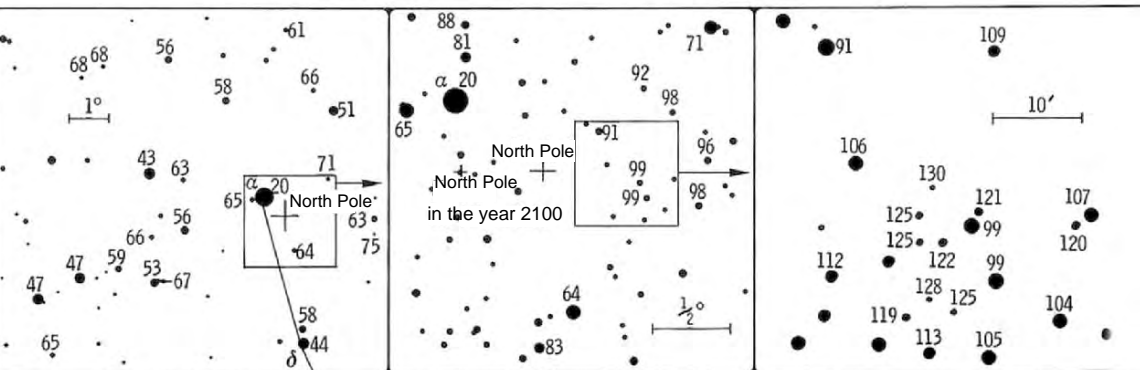
BINARY	Position	V-Mag.	B-V	Te.	Sep.	PA	Vis.	Polaris	Coordinates
48	Cas	☐ •	4.7	6.7	0.1	0.4	5 0.8	☐ •	1900.0 1 ^h 22 ^m .6 88° 77
									2010 0.7 ☐ •
									1950.0 1 48.8 89.03
									2015 0.6 ☐ •
									2000.0 2 31.8 89.26
									2020 0.5 ☐ •
									2010.0 2 43.7 89.31
78	Cam	☐ •	5.3	5.8	0.0	0.0	21.5	☐ •	2020.0 2 57.1 89.35
41,40	Dra	☐ •	5.7	6.0	0.5	0.5	18.8	☐ •	2020.0 2 57.1 89.35
									2030.0 3 12.2 89.39
75	Dra	☐ •	5.4	6.6	1.0	1.0	196.7	☐ •	2050.0 3 48.3 89.45



Stellar diameters and scale in star charts



Stellar magnitudes in tenths of a magnitude ($20 = 2^m 0$, etc.)



NEBULA	Position	v-Mag.	Size	Shape	Type	Vis.	Dist.	R.A.	Dec.
205 M 110	And	8½	12/□'	10'	0 E5	Glx	2.8 Mly	0 ^h 40. ^m	41°69
221 M 32	And	8½	11	3.5	0 E2	Glx	2.8 M	0 42.7	40.87
224 M 31	And	4	13	150	∥ Sb	Glx	2.8 M	0 42.7	41.27
598 M 33	Tri	6	14	50	0 Sd	Glx	2.9 M	1 33.9	30.66
650 M 76	Per	10	11	2.5	0 A	PN	3000	1 42.4	51.57
752	And	6	14	50	○ m	OC	1500	1 57.8	37.68
891	And	10½	13	10	Sb	Glx	35 M	2 22.6	42.35

205 M 110 Companion galaxy of the Andromeda Galaxy, slightly asymmetric.

221 M 32 Companion of the Andromeda Galaxy, almost stellar in binoculars.

224 M 31 **Andromeda Galaxy**, nearest large galaxy, physically comparable with our Milky Way, bright prominent core, dust lanes west of the core, outer spiral arms and great size visible only under dark sky.

598 M 33 **Triangulum Galaxy**, dark sky and low power essential, elongated glow in binoculars without a bright core; a telescope shows two or three spiral arms with emission nebulae and stellar associations.

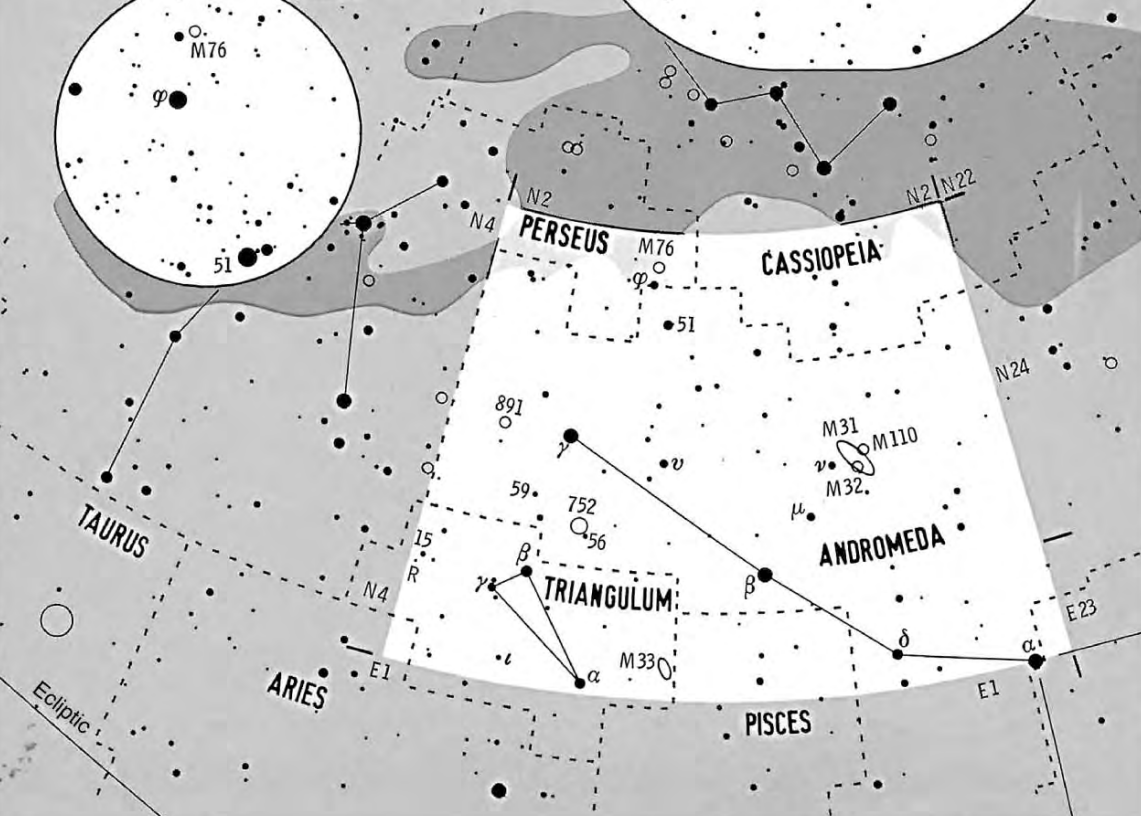
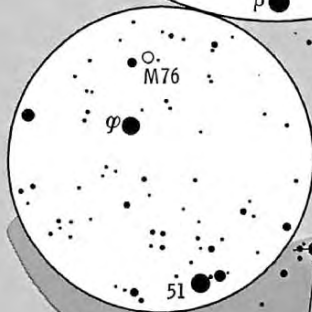

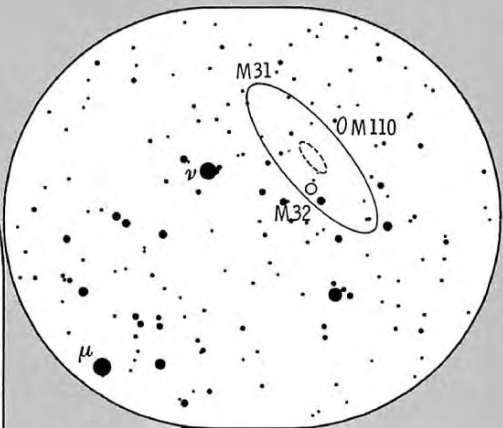

650 M 76 **Little Dumbbell**, irregular shape, consists of NGC 650 and 651.

752 Difficult object with unaided eye, nicely resolved in binoculars.

891 Faint edge-on galaxy, very elongated shape distinct in a telescope.

STAR	Position	V-Mag.	B-V	Te.	Sp.	Abs.	Name	Dist.	R.A.	Dec.
21 α	And	● 2.1	0.0	↓	B 9	0 ^M	Alpheratz, Sirrah	98 ly	0 ^h 08. ^m .4	29°09
31 δ	And	● 3.3	1.3	↓	K 3	1	102	0 39.3	30.86
35 ν	And	● 4.5	-1	↓	B 5	-2	650	0 49.8	41.08
37 μ	And	● 3.9	0.1	↓	A 5	1	140	0 56.8	38.50
43 β	And	● 2.1	1.6	↓	M 0	-2	.. Mirach ..	200	1 09.7	35.62
50 v	And	● 4.1	0.5	↓	F 8	3	44	1 36.8	41.41
51	And	● 3.6	1.3	↓	K 3	0	180	1 38.0	48.63
φ	Per	● 4.0	-1	↓	B 2	-3	800	1 43.7	50.69
2 α	Tri	● 3.4	0.5	↓	F 6	2	Elmuthalleth	64	1 53.1	29.58
56	And	● 5.0	* 1.3	↓	K 1	-2	320,900	1 56.0	37.26
57 γ	And	● 2.1	* 1.2	↓	K 1	-3	.. Alamak ..	370	2 03.9	42.33
4 β	Tri	● 3.0	0.1	↓	A 5	0	125	2 09.5	34.99
59	And	● 5.6	* 0.0	↓	A 0	1	300	2 10.9	39.04
6 ι	Tri	● 4.9	* 0.8	↓	G 3	0	300	2 12.4	30.30
9 γ	Tri	● 4.0	0.0	↓	A 1	1	120	2 17.3	33.85
15	Tri	● 5.1	* 1.1	↓	K 5	-2	1000	2 35.8	34.70
R	Tri	● 6.0-10	1.3	↓	M 4	-2	1000	2 37.0	34.26

BINARY	Position	V-Mag.	B-V	Te.	Sep.	PA	Vis.	VARIABLE STAR
56	And	● 5.7	5.9	1.1	1.6	∥∥ 202''	●	R Tri
57 γ	And	● 2.2	4.9	1.4	0.0	∥∥ 9.6	●	Period 267 d
59	And	● 6.1	6.8	0.0	0.1	∥∥ 16.7	●	Max. 2454001
6 ι	Tri	● 5.2	6.7	0.8	0.5	∥∥ 3.9	●	Min. Max.+150
15	Tri	● 5.4	6.7	1.6	0.2	∥∥ 142.3	●	Extrema 5.4-12.6

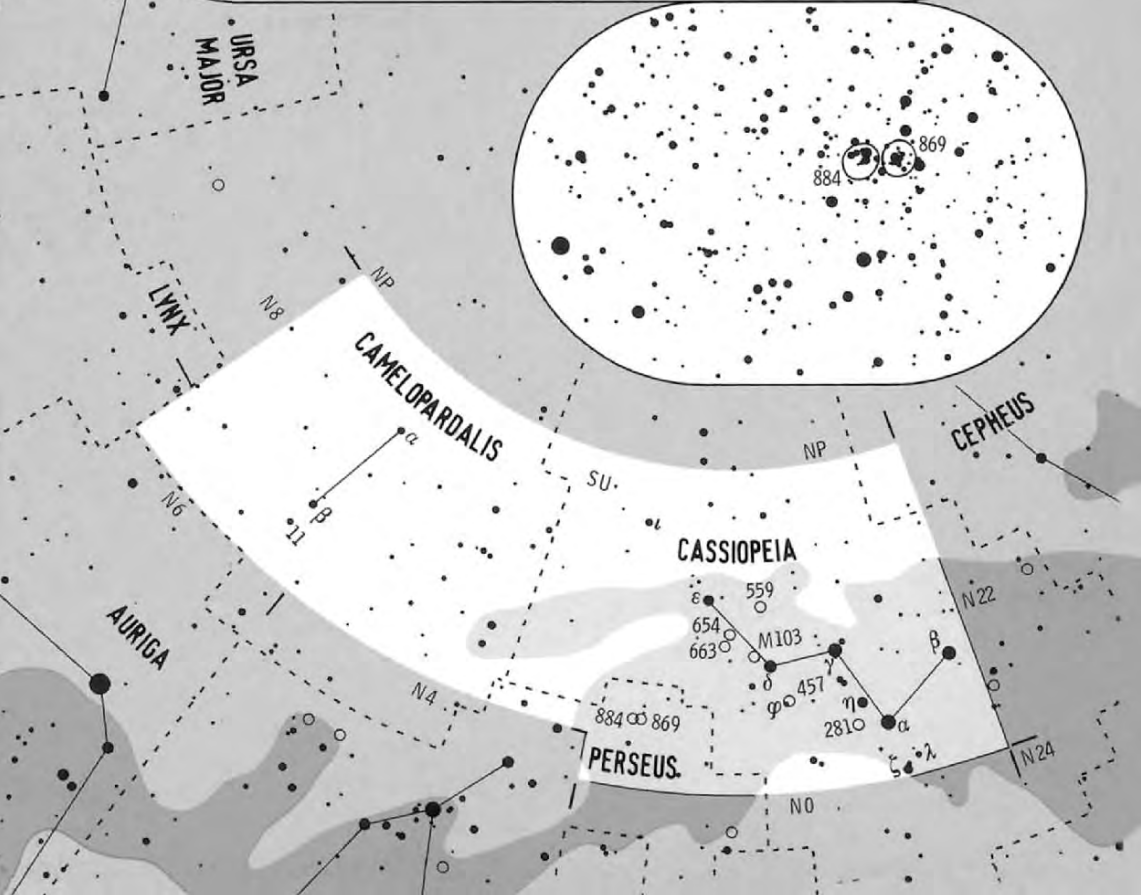
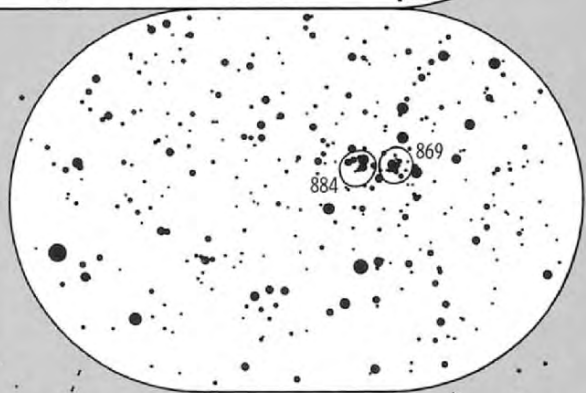



NEBULA	Position	v-Mag.	Size	Shape	Type	Vis.	Dist.	R.A.	Dec.
281 Cas		7½ 14/□' 20'	○ Em	DN		7 000 ly	0 ^h 52 ^m .8	56°60'
457 Cas		6½ 11 12	○ r	OC		8 000	1 19.6	58.27
559 Cas		8 11 6	○ m	OC		4 000	1 29.5	63.30
581	M103 Cas		7½ 11 6	○ p	OC		7 000	1 33.3	60.66
654 Cas		7 10 5	○ m	OC		7 000	1 44.1	61.88
663 Cas		7 12 15	○ m	OC		7 000	1 46.3	61.24
869 Per		4 11 25	○ r	OC		8 000	2 19.0	57.13
884 Per		4 11 25	○ r	OC		8 000	2 22.4	57.12

281 Faint in binoculars, interesting in a telescope with nebula filter.
 457 Well resolved in binoculars, remarkable stellar pattern in a telescope.
 559 Looks like a faint oval nebula in binoculars, resolved in a telescope.
 581 M103 Resolved in binoculars, hardly better in a telescope, a star mag. 7.3.
 654 Contains many faint stars, therefore mostly nebulous appearance.
 663 Excellent even in binoculars, many individual stars in a telescope, quite irregular shape, contains two regions with many faint stars.
 869 h Persei } **Double Cluster, h and chi Persei**, easily visible with
 884 χ Persei } unaided eye as an elongated nebula, splendid view in binoculars, still better in a telescope at low power, each cluster displays some 60 stars but actually contains approximately 300 stars.

STAR	Position	V-Mag.	B-V	Te.	Sp.	Abs.	Name	Dist.	R.A.	Dec.
11	β Cas		● 2.3	0.4	↓	F 2 1 ^M	.. Chaph . .	55 ly	0 ^h 09 ^m .2	59°15'
14	λ Cas		• 4.7	-1	↓	B 8 0	340	0 31.8	54.52
17	ζ Cas		• 3.7	-2	↓	B 2 -3	600	0 37.0	53.90
18	α Cas		● 2.2	1.2	↓	K 0 -2	. Schedir .	240	0 40.5	56.54
24	η Cas		● 3.4	* 0.6	↓	G 0 5	19.4	0 49.1	57.82
27	γ Cas		● 2.2-2.5	-1	↓	B 0 -4	600	0 56.7	60.72
34	φ Cas		• 4.8	* 0.6	↓	A 9 -7	near NGC 457	5 000	1 20.1	58.23
37	δ Cas		● 2.7	0.2	↓	A 5 0	. Ruchbah .	100	1 25.8	60.24
45	ε Cas		● 3.4	-1	↓	B 2 -2	450	1 54.4	63.67
	ι Cas		• 4.5	* 0.1	↓	A 5 1	140	2 29.1	67.40
	SU Cas		• 5.7-6.2	0.7	↓	F 5 -3	1 500	2 52.0	68.89
9	α Cam		• 4.3	0.0	↓	O 9 -7	4 000	4 54.1	66.34
10	β Cam		• 4.0	* 0.9	↓	G 0 -4	1 000	5 03.4	60.44
11,12	Cam		• 4.8	* 0.2	↓	A 1 -2	700	5 06.2	58.98

BINARY	Position	V-Mag.	B-V	Te.	Sep.	PA	Vis.	VARIABLE STAR
24	η Cas		● 3.5 7.4	0.6 1.4	↓ ↓	'5 13.0	•	27 γ Cas ● irregular
						2020 13.5	•	Period > 1 d
34	φ Cas		• 5.0 7.0	0.7 0.4	↓ ↓	134.1	•	Extrema 1.6-3.0
	ι Cas		• 4.6 6.9	0.1 0.4	↓ ↓	'5 2.9	•	SU Cas
						2020 3.1	•	Period 1.94931 d
10	β Cam		• 4.0 7.4	0.9 0.3	↓ ↓	83.5	•	Max. 2454000.69
11,12	Cam		• 5.2 6.1	-1.1 1.1	↓ ↓	178.4	•	Min. Max. +1.2



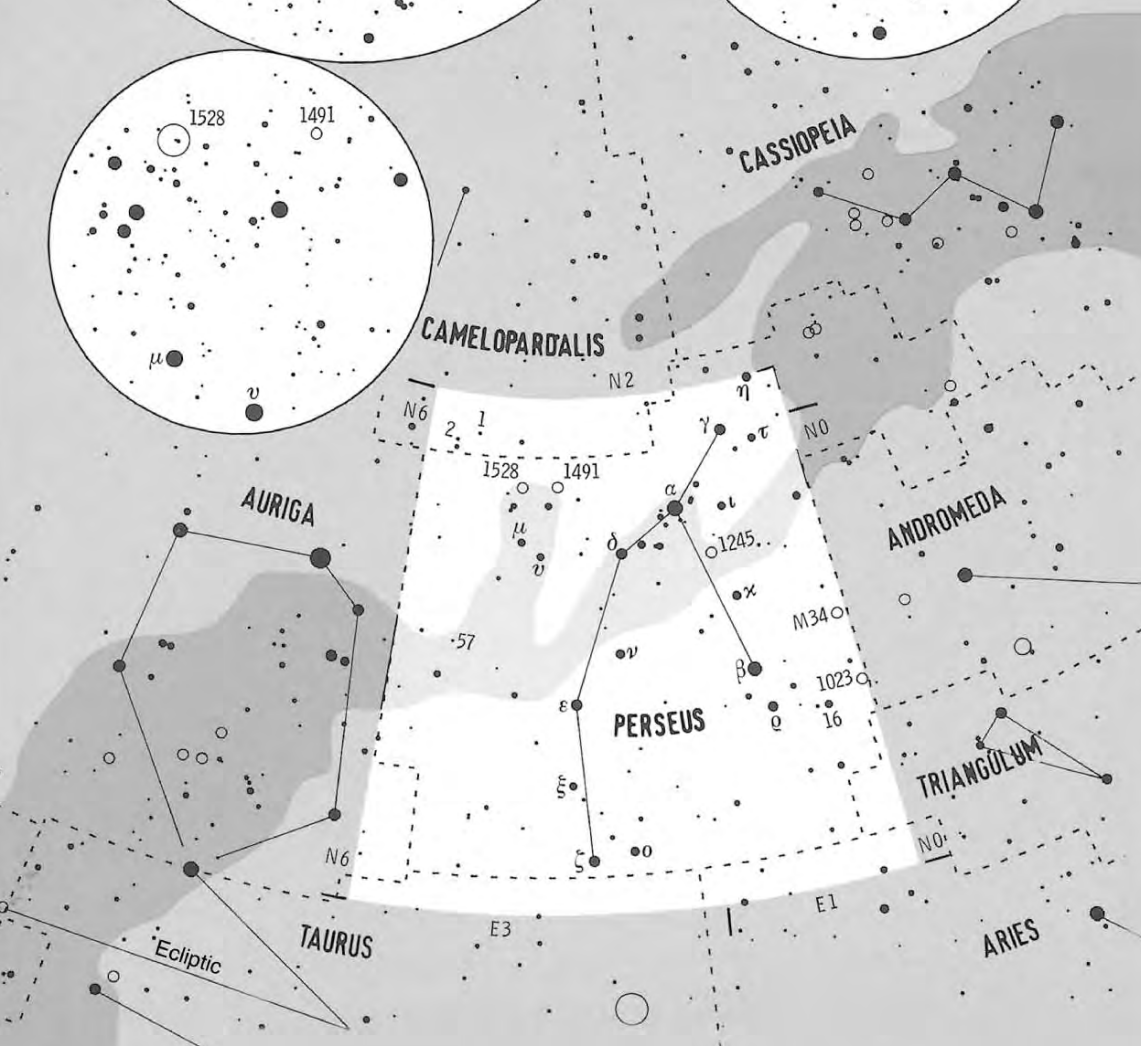
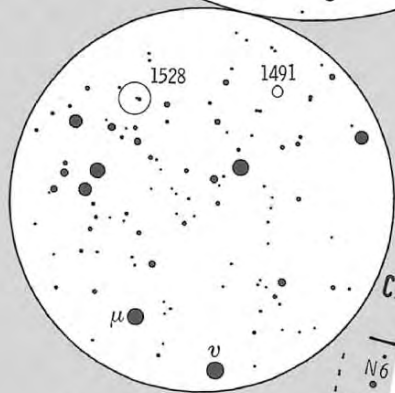
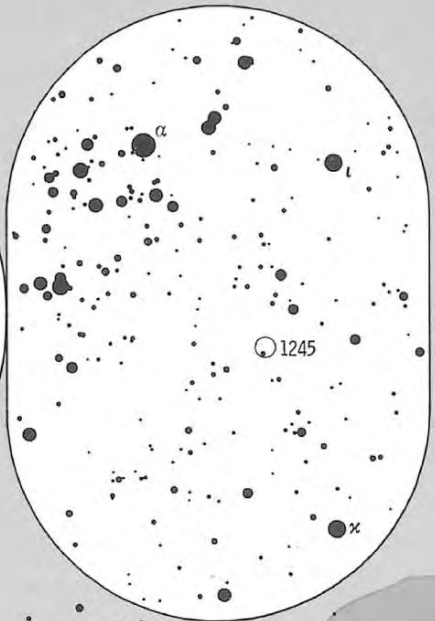
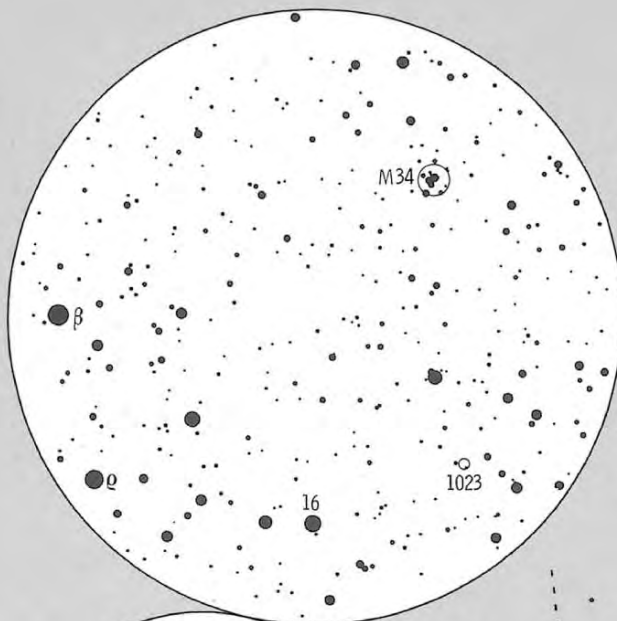
N4 _____ Northern Sky _____ Fall–Winter Constellations

NEBULA	Position	v-Mag.	Size	Shape	Type	Vis.	Dist.	R.A.	Dec.
1023 Per		10 12/□' 5'	↓ S0	Glx		40 Mly	2 ^h 40 ^m .4	39°06'
1039	M34 Per		5½ 12 30	○ m	OC		1500	2 42.1	42.78
1245 Per		8½ 13 10	○ r	OC		8000	3 14.7	47.25
1491 Per		10 12 3	○ Em	DN		10000	4 03.4	51.32
1528 Per		6½ 13 25	○ m	OC		2500	4 15.4	51.22

- 1023 Faint elliptical nebula with a bright core but without other features.
- 1039 M34 Very nice cluster for a finder and for binoculars, interesting in a telescope at low power only, some stars seem to be aligned along arms, others make various patterns, distinct central condensation.
- 1245 Faint nebula in binoculars; individual stars become visible in a telescope but the background remains nebulous due to many faint stars.
- 1491 At high power with nebula filter well separated from mag. 11.0 star.
- 1528 Interesting resolved cluster in every telescope, some individual stars are visible even in binoculars, irregular distribution of faint stars.

STAR	Position	V-Mag.	B–V	Te.	Sp.	Abs.	Name	Dist.	R.A.	Dec.
16	Per		• 4.2	0.3	↓ F 2	1 ^M	130 ly	2 ^h 50 ^m .6	38°32'
15	η Per		• 3.8	1.7	↓ K 3	–4	1200	2 50.7	55.90
18	τ Per		• 3.9	0.8	↓ G 4	–1	250	2 54.3	52.76
23	γ Per		• 2.9	0.7	↓ G 8	–2	250	3 04.8	53.51
25	ρ Per		• 3.3–3.5	1.6	↓ M 3	–2	310	3 05.2	38.84
26	β Per		• 2.1–3.4	0.0	↓ B 8	0	.. Algol ..	93	3 08.2	40.96
ι	Per		• 4.1	0.6	↓ G 0	4	34.5	3 09.1	49.61
27	κ Per		• 3.8	1.0	↓ K 0	1	113	3 09.5	44.86
33	α Per		• 1.8	0.5	↓ F 5	–5	.. Mirphak ..	600	3 24.3	49.86
39	δ Per		• 3.0	–1	↓ B 5	–3	600	3 42.9	47.79
38	ο Per		• 3.8	0.0	↓ B 1	–4	.. Atik ..	1200	3 44.3	32.29
41	ν Per		• 3.8	0.4	↓ F 5	–3	600	3 45.2	42.58
44	ζ Per		• 2.8	0.1	↓ B 1	–5	1200	3 54.1	31.88
45	ε Per		• 2.9	* –2	↓ B 0	–3	600	3 57.9	40.01
46	ξ Per		• 4.0	0.0	↓ O 7	–4	.. Menkib ..	1500	3 59.0	35.79
48	υ Per		• 4.0	0.0	↓ B 3	–2	600	4 08.7	47.71
51	μ Per		• 4.1	0.9	↓ G 0	–3	750	4 14.9	48.41
1	Cam		• 5.4	* 0.1	↓ B 0	–5	4000	4 32.0	53.91
57	Per		• 5.6	* 0.3	↓ F 0	1	220	4 33.4	43.05
2	Cam		• 5.4	* 0.3	↓ F 0	1	280	4 40.0	53.47

BINARY	Position	V-Mag.	B–V	Te.	Sep.	PA	Vis.	VARIABLE STAR
45	ε Per		• 2.9 7.5	–2 0.0	9"	•		25 ρ Per • semireg.
1	Cam		• 5.8 6.9	0.1 0.1	10.3	•		Extrema 3.3–4.0
57	Per		• 6.1 6.8	0.4 0.2	121.2	•		26 β Per
2	Cam		• 5.6 7.4	0.3 0.5	'5 0.7	•		Period 2.86731 d
					2025 ← 2000	•		Min. 2454002.62
					2020 0.8	•		Eclipse 10 hours

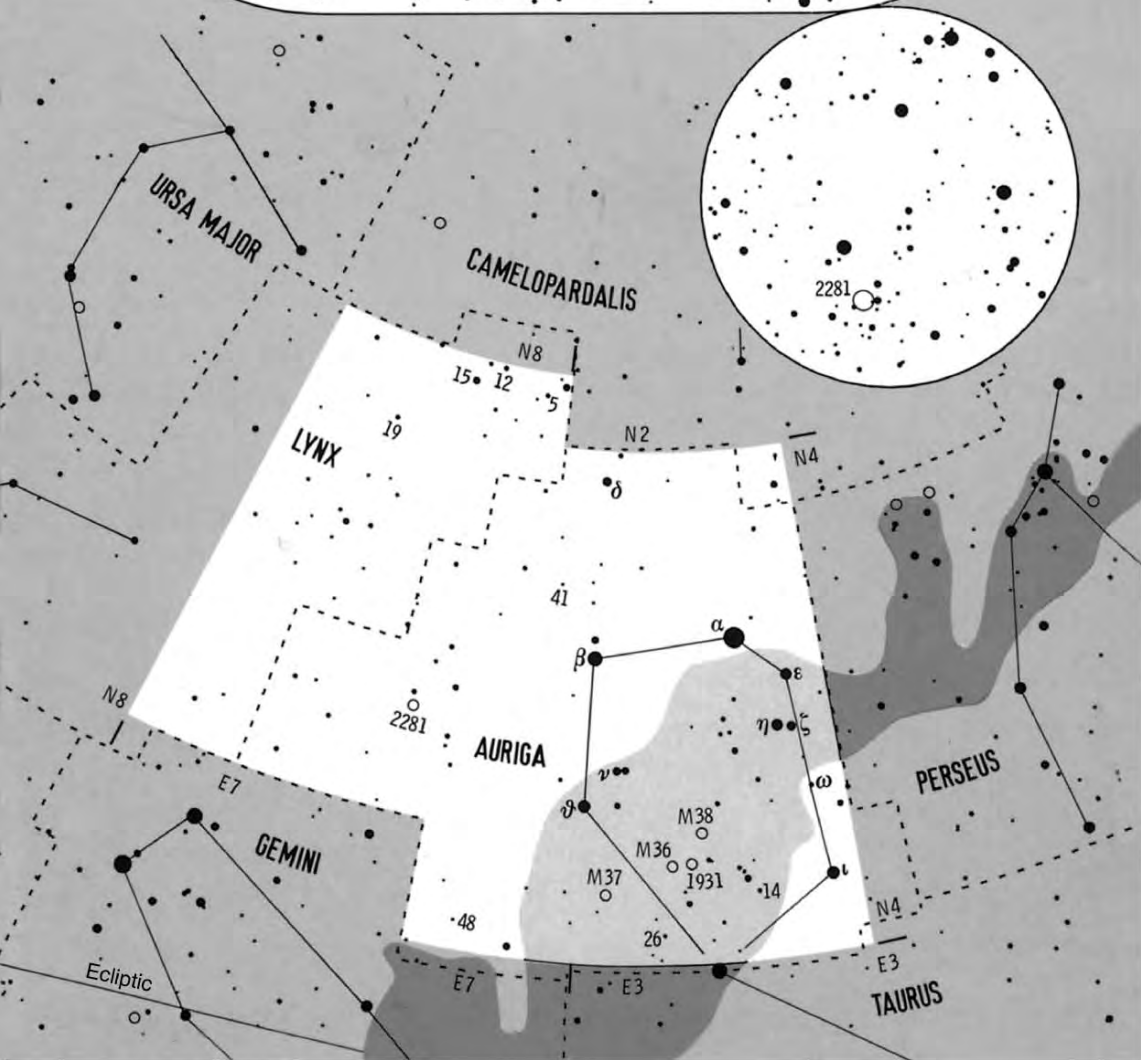

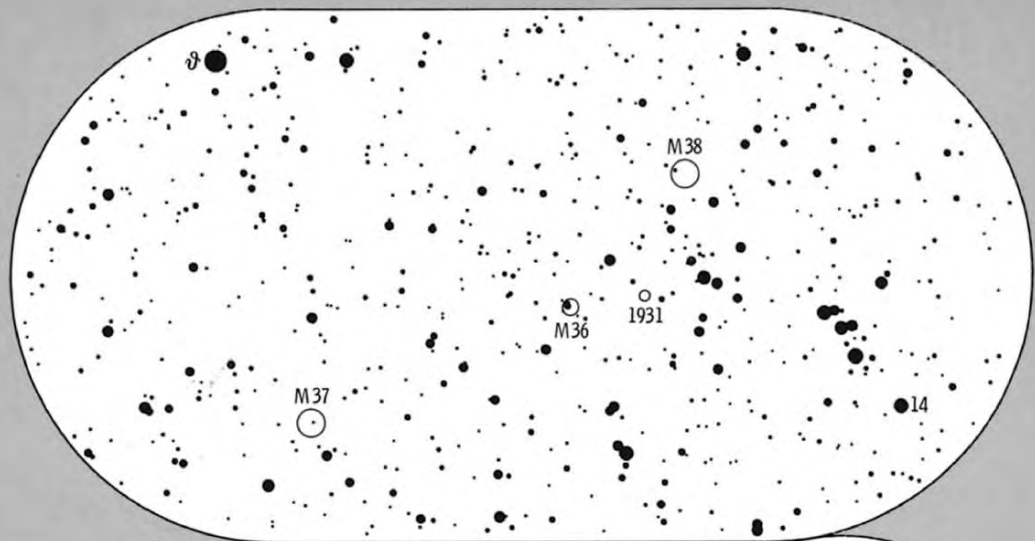
















NEBULA	Position	v-Mag.	Size	Shape	Type	Vis.	Dist.	R.A.	Dec.
1912 M38	Aur	6½	12/□' 20'	0 m	OC		4000 ly	5 ^h 28 ^m .7	35°83'
1931	Aur	10	11	2.5	0 Em	DN		6000	5 31.4 34.23
1960 M36	Aur	6	12	15	0 m	OC		4000	5 36.3 34.13
2099 M37	Aur	6	12	25	0 r	OC		4000	5 52.4 32.53
2281	Aur	6	12	20	0 p	OC		2000	6 48.5 41.07

- 1912 M38 Partially resolved in binoculars, interesting grouping of faint stars.
 1931
- Small faint diffuse nebula, imbedded stars visible at high power.
 1960 M36 Some stars resolved in binoculars, about 60 stars in a telescope aligned along arms, deficiency of faint stars, central condensation.
 2099 M37 Binoculars show a large oval glow, which turns into an amazing number of stars in a telescope, a yellow mag. 9.1 star is centered.
 2281
- A few bright, irregularly scattered stars in binoculars, oval core.















STAR	Position	V-Mag.	B-V	Te.	Sp.	Abs.	Name	Dist.	R.A.	Dec.
3 ι	Aur	• 2.7	1.5	↓	K3	-3 ^M	500 ly	4 ^h 57 ^m .0	33°17'
4 ω	Aur	• 4.9	* 0.0	↓	A1	1	160	4 59.3	37.89
7 ε	Aur	• 3.0-3.8	0.5	↓	F0	-7	3000	5 02.0	43.82
8 ζ	Aur	• 3.7-4.0	1.2	↓	K4	-3	800	5 02.5	41.08
10 η	Aur	• 3.2	-2	↓	B3	-1	220	5 06.5	41.23
14	Aur	• 4.9	* 0.2	↓	A9	0	270	5 15.4	32.69
13 α	Aur	• 0.1	0.8	↓	G5	0	Capella	42	5 16.7	46.00
26	Aur	• 5.4	0.4	↓	F0	0	450	5 38.6	30.49
32 ν	Aur	• 4.0	1.1	↓	K0	0	220	5 51.5	39.15
33 δ	Aur	• 3.7	1.0	↓	K0	1	140	5 59.5	54.28
34 β	Aur	• 1.9	0.1	↓	A2	0	Menkalinan	82	5 59.5	44.95
37 ϑ	Aur	• 2.6	* -1	↓	A0	-1	175	5 59.7	37.21
41	Aur	• 5.8	* 0.1	↓	A3	1	300	6 11.6	48.71
5	Lyn	• 5.1	* 1.5	↓	K4	-2	650, 1500	6 26.8	58.42
48	Aur	• 4.9-5.8	0.7	↓	F6	-4	RT Aurigae	2000	6 28.6	30.49
12	Lyn	• 4.8	* 0.1	↓	A3	1	230	6 46.2	59.44
15	Lyn	• 4.4	0.8	↓	G5	1	170	6 57.3	58.42
19	Lyn	• 5.3	* -1	↓	B8	-1	500	7 22.9	55.29

BINARY	Position	V-Mag.	B-V	Te.	Sep.	PA	Vis.	VARIABLE STAR
4 ω	Aur	• 5.0	8.0	0.0	0.5	4.8		7 ε Aur
14	Aur	• 5.0	7.9	0.2	0.4	14.3		Min. July 2010
37 ϑ	Aur	• 2.7	7.1	-1	0.5	3.6		Eclipse 22 months
41	Aur	• 6.2	7.0	0.1	0.2	7.6		8 ζ Aur
5	Lyn	• 5.2	7.8	1.5	1.1	95		Period 972.2 d
12	Lyn	• 4.9	* 7.2	0.1	0.3	8.9		Min. 2454914
		• 5.4	* 6.0	0.1	0.1	5		Eclipse 40 days
						2020		48 RT Aur
19	Lyn	• 5.4	* 7.6	-1	0.0	213.5		Period 3.7281 d
		• 5.8	* 6.8	-1	0.0	14.8		Max. 2454000.7








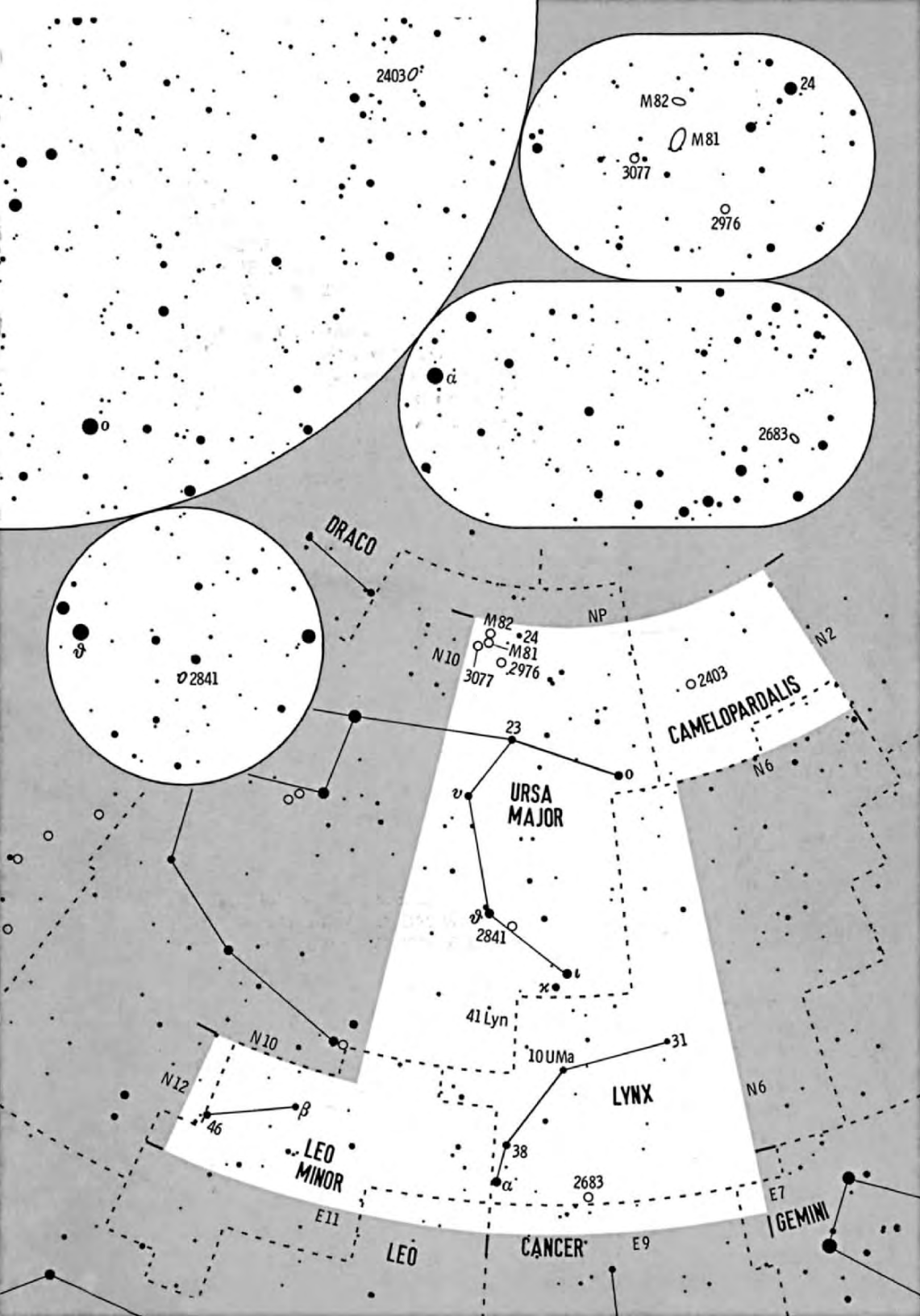
NEBULA	Position	v-Mag.	Size	Shape	Type	Vis.	Dist.	R.A.	Dec.			
2403 Cam		8½	13/□'	12'	0	Sd	Glx		10 Mly	7 ^h 36 ^m .9	65°60'
2683 Lyn		10	12	8		Sb	Glx		25 M	8 52.7	33.42
2841 UMa		9½	13	7	0	Sb	Glx		40 M	9 22.0	50.98
2976 UMa		10½	12	4	0	Sc	Glx		13 M	9 47.3	67.91
3031	M81 UMa		7	12	18	0	Sa	Glx		13 M	9 55.6	69.07
3034	M82 UMa		8½	12	10		Ir	Glx		13 M	9 55.9	69.68
3077 UMa		10	12	3	0	Ir	Glx		13 M	10 03.4	68.73

2403 Seen well in binoculars, spiral arms barely visible in a telescope.
 2683 Faint edge-on galaxy, dust features faintly visible in a telescope.
 2841 Small bright nonstellar core within a distinctly elongated nebula.
 2976 Companion galaxy of M81, faint elliptical nebula in a telescope.
 3031 M81 Central galaxy in a group of galaxies, easily visible in binoculars, bright round central region with stellar core in a telescope, elongated halo; a field of view of 45' gives a nice view of the pair M81, M82.
 3034 M82 Brightest companion of M81, 37' north of M81, active, almost edge-on galaxy, asymmetric distribution of brightness; a telescope shows wonderful dust features dividing the central area into three parts.
 3077 Companion galaxy of M81, featureless nebula with bright core.

STAR	Position	V-Mag.	B-V	Te.	Sp.	Abs.	Name	Dist.	R.A.	Dec.
31	Lyn		• 4.3	1.5	↓	K5	-1 ^M	400ly	8 ^h 22 ^m .8	43°19'
1	<i>o</i> UMa		• 3.3-3.4	0.9	↓	G4	0	180	8 30.3	60.72
9	<i>ι</i> UMa		• 3.1	0.2	↓	A7	2 . Talitha .	48	8 59.2	48.04
10	UMa		• 4.0	0.5	↓	F5	3 . in Lynx .	53	9 00.6	41.78
12	<i>κ</i> UMa		• 3.6	0.0	↓	A1	-2	400	9 03.6	47.16
38	Lyn		• 3.8	* 0.1	↓	A3	1	122	9 18.8	36.80
40	<i>α</i> Lyn		• 3.1	1.5	↓	M0	-1	220	9 21.1	34.39
41	Lyn		• 5.3	* 1.0	↓	G9	1 in Ursa Major	290	9 28.7	45.60
23	UMa		• 3.7	0.4	↓	F0	2	76	9 31.5	63.06
25	<i>ϑ</i> UMa		• 3.2	0.5	↓	F6	3	44	9 32.9	51.68
24	UMa		• 4.5	0.8	↓	G4	2	105	9 34.5	69.83
29	<i>ν</i> UMa		• 3.8	0.3	↓	F0	1	115	9 51.0	59.04
31	<i>β</i> LMi		• 4.2	0.9	↓	G8	1	145	10 27.9	36.71
46	LMi		• 3.8	1.0	↓	K0	1 also <i>o</i> LMi	98	10 53.3	34.21

Constellation Boundaries (dashed in star charts): At the time Flamsteed numbered the stars 300 years ago, there were no fixed boundaries between constellations. Not until 1930 were they defined by the International Astronomical Union. Because of the new slightly shifted boundaries, 10 Ursae Majoris and 41 Lyncis are not located within the constellation of their Flamsteed designation.

BINARY	Position	V-Mag.	B-V	Te.	Sep.	PA	Vis.	VARIABLE STAR	
38	Lyn		• 3.9	6.2	0.1	0.5	2'7		1 <i>o</i> UMa  • irreg. ?
41	Lyn		• 5.4	7.8	1.0	0.6	70.9		Extrema 3.3-3.8



24030²

M82

M81

3077

2976

24

α

2683

DRACO

δ
2841

M82
24
M81
2976
3077

NP

2403
CAMELOPARDALIS

N2

23
 ν
URSA MAJOR

β
46
LEO MINOR

41 Lyn

10 UMa

31
LYNX

N6

N6

E11

LEO

38
 α
2683
CANCER

E9

E7
GEMINI

N10 Northern Sky Spring Constellations

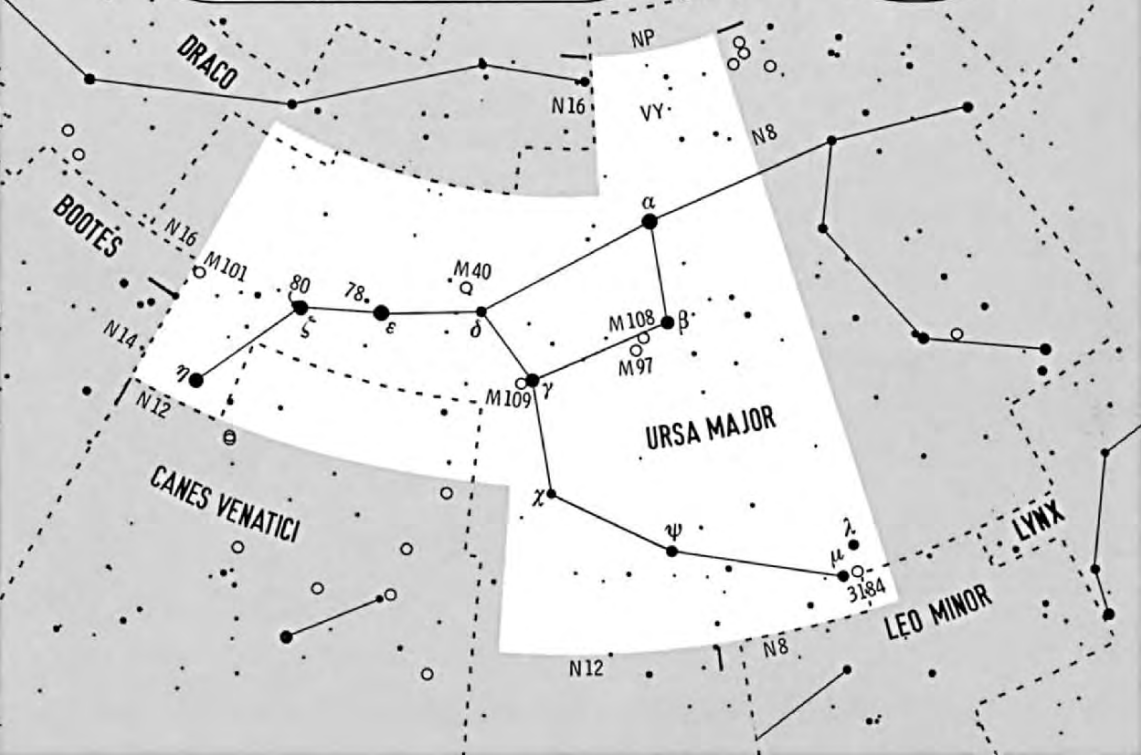

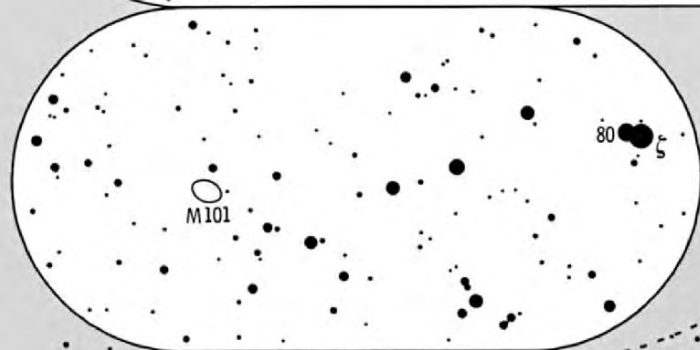
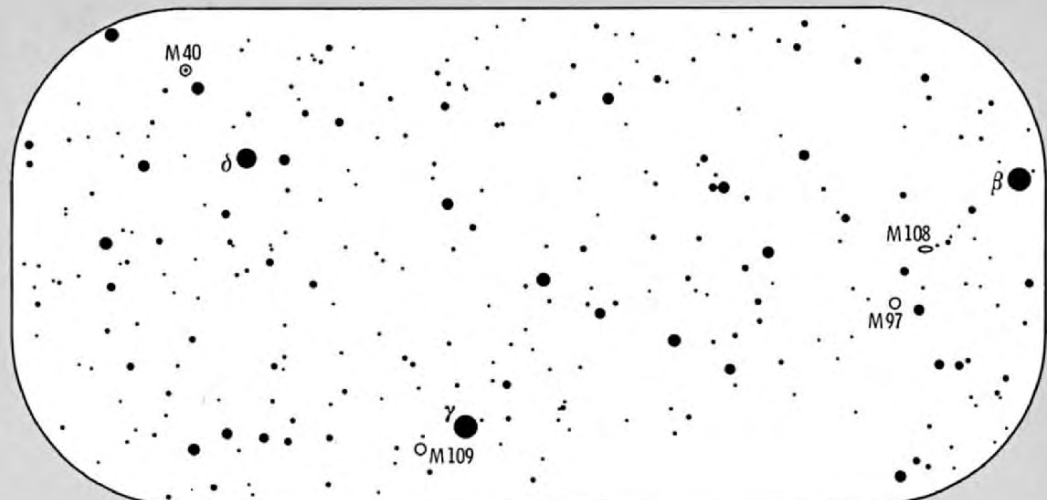
NEBULA	Position	v-Mag.	Size	Shape	Type	Vis.	Dist.	R.A.	Dec.
3184 UMa	10	13/□'	5'	0 Sd Glx		40 Mly	10 ^h 18 ^m .3	41°42'
3556	M108 UMa	10½	13	8	Sd Glx		45 M	11 11.5	55.67
3587	M97 UMa	10	12	3	○ D PN		2500	11 14.8	55.02
3992	M109 UMa	10	13	6	0 Sc Glx		60 M	11 57.6	53.38
	M40 UMa	9	(8)	0.9	Double Star		500	12 22.3	58.08
5457	M101 UMa	8	14	20	○ Sd Glx		25 M	14 03.2	54.35

















3184 Faint, hardly showing any structure, spiral arms not observable.
 3556 M108 Distinct edge-on galaxy, elongated central region, a hint of dust features in a telescope; nice pairing with M97 in 1° field of view.
 3587 M97 **Owl Nebula**, circular; both dark eyes are hardly observable.
 3992 M109 Very faint Messier object, contains nonstellar central condensation.
 M40 Binary: two stars mag. 9.6 and 10.1 in 52" separation, which exactly matches Messier's description, certainly the correct identification.
 5457 M101 **Pinwheel Galaxy**, often just the bright central core is visible, only with darkest sky and lowest power does the enormous size become apparent; spiral arms are hardly visible although a few bright knots are discernable, especially near the southwestern edge, asymmetric.

STAR	Position	V-Mag.	B-V	Te.	Sp.	Abs.	Name	Dist.	R.A.	Dec.
33	λ UMa	• 3.5	0.0	↓	A 2	0 ^M	Tania Borealis	135 ly	10 ^h 17 ^m	42°91'
34	μ UMa	• 3.1	1.6	↓	M 0	-1	Tania Australis	250	10 22.3	41.50
	VY UMa	• 5.9-6.1	2.4	↓	C 5	-2	1200	10 45.1	67.41
48	β UMa	• 2.3	0.0	↓	A 1	0	.. Merak ..	80	11 01.8	56.38
50	α UMa	• 1.8	1.1	↓	F 7	-1	.. Dubhe ..	125	11 03.7	61.75
52	ψ UMa	• 3.0	1.1	↓	K 1	0	145	11 09.7	44.50
63	χ UMa	• 3.7	1.2	↓	K 0	0	200	11 46.1	47.78
64	γ UMa	• 2.4	0.0	↓	A 0	0	Phegda, Phad	84	11 53.8	53.69
69	δ UMa	• 3.3	0.1	↓	A 3	1	.. Megrez ..	81	12 15.4	57.03
77	ε UMa	• 1.8	0.0	↓	A 0	0	.. Alioth ..	82	12 54.0	55.96
78	UMa	• 4.9	✱ 0.4	↓	F 3	3	82	13 00.7	56.37
79	ζ UMa	• 2.0	✱ 0.1	↓	A 2	0	Mizar } Sep. 11.8" •	80	13 23.9	54.93
80	UMa	• 4.0	0.2	↓	A 5	2	Alcor }	80	13 25.2	54.99
85	η UMa	• 1.9	-1	↓	B 3	-1	Alkaid, Benetnasch	102	13 47.5	49.31








Mizar, Alcor: This binary is often called the horse and rider. Its 11.8 arc-minute separation is much greater than the limit of resolution of the eye with normal vision (approximately 5'). Therefore, Alcor should be well visible when the sky is dark enough. Other stars testing the resolution of the unaided eye are ϑ Tau (Chart E3), α Cap = Algiedi (E22), μ Sco (S21), and δ Gru (S24).


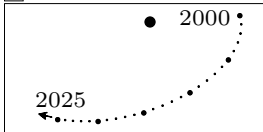








BINARY	Position	V-Mag.	B-V	Te.	Sep.	PA	Vis.	VARIABLE STAR
78	UMa	• 5.0 7.8	0.3 0.7		'5 1.4	• •		VY UMa irregular
					2020 0.8	• •		Extrema 5.8-7.0
79	ζ UMa	• 2.3 3.9	0.0 0.1		14.4	• •		Color orange-red.




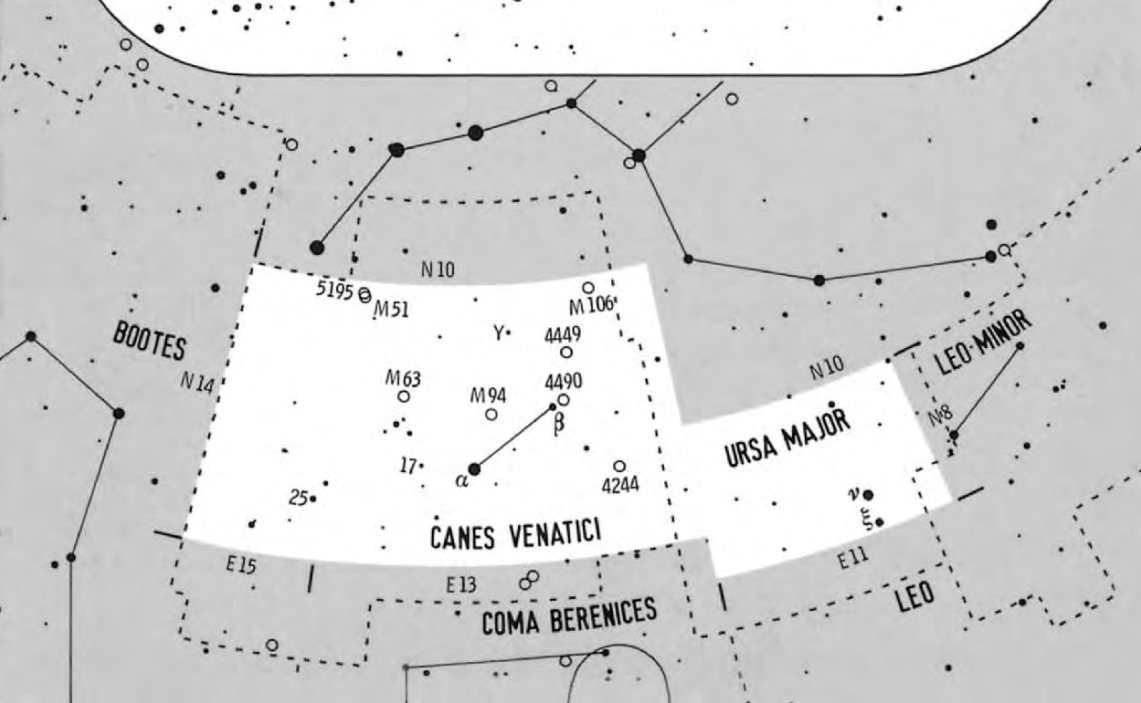

NEBULA	Position	v-Mag.	Size	Shape	Type	Vis.	Dist.	R.A.	Dec.	
4244 CVn 	10½	13/□'	15'	Sd	Glx		16 Mly	12 ^h 17 ^m .5	37°81
4258	M106 CVn 	8½	13	12	∅ Sc	Glx		25 M	12 19.0	47.30
4449 CVn 	9½	12	4	∅ Ir	Glx		14 M	12 28.2	44.09
4490 CVn 	10	12	5	∅ Sd	Glx		30 M	12 30.6	41.64
4736	M94 CVn 	8½	11	4	∅ Sa	Glx		18 M	12 50.9	41.12
5055	M63 CVn 	9	12	6	∅ Sc	Glx		30 M	13 15.8	42.04
5194	M51 CVn 	8½	13	8	∅ Sc	Glx		30 M	13 29.9	47.20
5195 CVn 	10	12	3	∅ Ir	Glx		30 M	13 30.0	47.27

- 4244 Very faint galaxy, but intriguing edge-on shape, elongated core.
- 4258 M106 Elliptical glow in binoculars, a bright central region with stellar core in a telescope, faint dust features, traces of spiral arms; the mag. 11½ galaxies NGC 4217 and 4220 lie 35' west and 45' northwest.
- 4449 Approximately rectangular, bright elongated central region, dust features barely visible; the halo is brightest at the northeast side.
- 4490 Elongated central region within a large faint background glow; a light bridge extends to the mag. 12 galaxy NGC 4485 only 4' north.
- 4736 M94 Almost stellar in binoculars, bright round core in a telescope, faint halo elongated east-west, hints of spiral arms, medium power best.
- 5055 M63 Distinct nonstellar core, oval halo, spiral arms not observable.
- 5194 M51 **Whirlpool Galaxy**, bright core easily visible, two long spiral arms observable in a telescope, one arm is winding toward NGC 5195, wonderful galaxy, this might be the most beautiful spiral in the sky.
- 5195 Probably companion galaxy of M51, seems to touch M51, the cores are only 5' apart, looks hardly fainter but clearly smaller than M51.

STAR	Position	V-Mag.	B-V	Te.	Sp.	Abs.	Name	Dist.	R.A.	Dec.
53	ξ UMa 	• 3.8	★ 0.6	↓	G0	4 ^M	Alula Australis	25ly	11 ^h 18 ^m .2	31°53
54	ν UMa 	• 3.5	★ 1.4	↓	K3	-2	Alula Borealis	420	11 18.5	33.09
8	β CVn 	• 4.2	★ 0.6	↓	G0	5	27.3	12 33.7	41.36
	Y CVn 	• 5.2-5.6	★ 2.9	↓	C7	-2	La Superba	800	12 45.1	45.44
12	α CVn 	• 2.8	★ -1	↓	A1	0	Cor Caroli	110	12 56.0	38.32
17,15	CVn 	• 5.3	★ 0.1	↓	A4	-1	200,1000	13 09.9	38.51
25	CVn 	• 4.8	★ 0.2	↓	A7	1	190	13 37.5	36.29

BINARY	Position	V-Mag.	B-V	Te.	Sep.	PA	Vis.
53	ξ UMa 	• 4.3	4.8	0.6	0.6	∥'5	1.7
							
					2008	1.6	• 
					2011	1.6	• 
					2014	1.8	• 
					2017	2.0	• 
					2020	2.2	• 
12	α CVn 	• 2.9	5.5	-1	0.3	∥	19.2
17,15	CVn 	• 5.9	6.3	0.3	-1	∥	278
25	CVn 	• 5.0	7.0	0.2	0.3	∥	1.8

VARIABLE	STAR
Y	CVn 
	• semireg.
	Period ≈ 157 d
	Extrema 4.9-6.0
	It is a red giant of
	400 million km =
	250 million miles
	diameter; color
	is distinct only
	in a telescope.



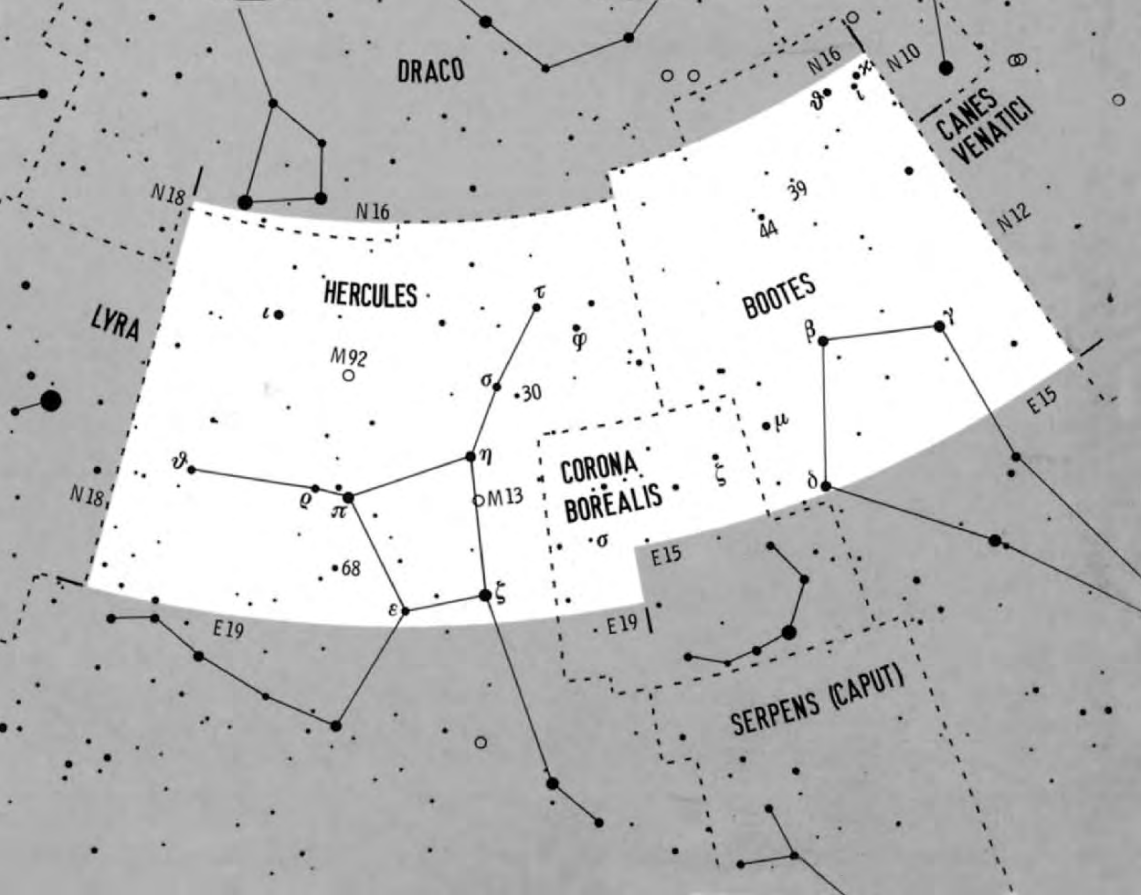
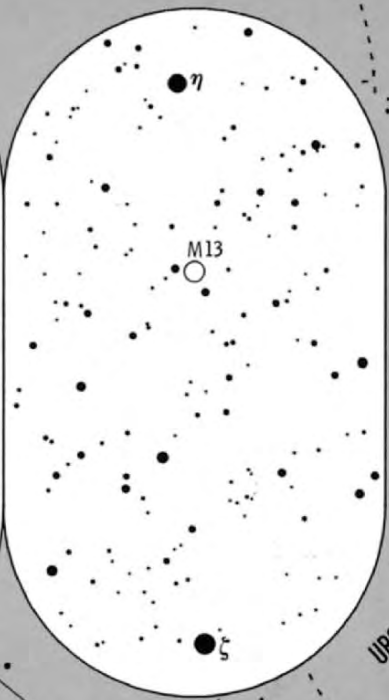

N14 _____ Northern Sky _____ Spring–Summer Constellations

NEBULA	Position	v-Mag.	Size	Shape	Type	Vis.	Dist.	R.A.	Dec.
6205 M13	Her	6	12/□' 15'	○ V	GC		25 000 ly	16 ^h 41 ^m 7	36° 46
6341 M92	Her	6½	11 8	○ IV	GC		28 000	17 17.1	43.14

6205 M13 **Hercules Cluster**, bright nebula in binoculars, outer portion is well resolved in a telescope at high power, core is partially resolved.
 6341 M92 Similar to M13, some outer stars resolved in a telescope, oval halo.

STAR	Position	V-Mag.	B–V	Te.	Sp.	Abs.	Name	Dist.	R.A.	Dec.
17 κ	Boo	• 4.4	★ 0.2	↓	A 8	1 ^M	} Sep. 36' •	165 ly	14 ^h 13 ^m 5	51° 79
21 ι	Boo	• 4.7	★ 0.2	↓	A 9	2		98	14 16.2	51.37
23 ϑ	Boo	• 4.0	0.5	↓	F 7	3	48	14 25.2	51.85	
27 γ	Boo	• 3.0	0.2	↓	A 7	1	Ceginus	86	14 32.1	38.31
39	Boo	• 5.7	★ 0.5	↓	F 6	1	230	14 49.7	48.72	
42 β	Boo	• 3.5	1.0	↓	G 8	–1	Nekkar	220	15 01.9	40.39
44 i	Boo	• 4.7–4.9★	0.6	↓	G 0	4	42	15 03.8	47.65	
49 δ	Boo	• 3.4	★ 0.9	↓	G 8	1	118	15 15.5	33.31	
51 μ	Boo	• 4.2	★ 0.3	↓	F 1	1	Alkalurops	120	15 24.5	37.38
7 ζ	CrB	• 4.6	★ –1	↓	B 7	–1	450	15 39.4	36.64	
11 φ	Her	• 4.2	–1	↓	B 9	0	230	16 08.8	44.93	
17 σ	CrB	• 5.2	★ 0.6	↓	F 8	4	71	16 14.7	33.86	
22 τ	Her	• 3.9	–1	↓	B 5	–1	320	16 19.7	46.31	
30 g	Her	• 4.5–5.2	1.4	↓	M 6	–1	360	16 28.6	41.88	
35 σ	Her	• 4.2	0.0	↓	B 9	–1	300	16 34.1	42.44	
40 ζ	Her	• 2.8	0.7	↓	F 9	3	35	16 41.3	31.60	
44 η	Her	• 3.5	0.9	↓	G 8	1	112	16 42.9	38.92	
58 ε	Her	• 3.9	0.0	↓	A 0	0	165	17 00.3	30.93	
67 π	Her	• 3.2	1.4	↓	K 3	–2	360	17 15.0	36.81	
68 u	Her	• 4.8–5.5	–1	↓	B 1	–2	900	17 17.3	33.10	
75 ρ	Her	• 4.1	★ 0.0	↓	B 9	–1	400	17 23.7	37.15	
85 ι	Her	• 3.8	–2	↓	B 3	–2	500	17 39.5	46.01	
91 ϑ	Her	• 3.9	1.4	↓	K 1	–3	600	17 56.3	37.25	

BINARY	Position	V-Mag.	B–V	Te.	Sp.	PA	Vis.	VARIABLE STAR	
17 κ	Boo	• 4.5	6.6	0.2	0.4	13°	•	44 i Boo	
21 ι	Boo	• 4.8	8.1	0.2	0.8	38.8	•	Period 0.267819 d	
39	Boo	• 6.2	6.6	0.5	0.5	2.7	•	Min. 2454000.22	
44 i	Boo	• 5.1	6–7	0.6	0.7	5	2.3 •	Binary star mag.	
						2012	2.3 •	5.1 and 6.0–6.6.	
						2020	1.8 •	30 g Her	
49 δ	Boo	• 3.5	7.8	1.0	0.6	104.9	•	Period 70–90 d	
51 μ	Boo	• 4.3	6.5★	0.3	0.6	108.8	•	Extrema 4.3–6.3	
						7.0 7.6	0.6 0.6	2.1	•
7 ζ	CrB	• 5.0	6.0	–1	–1	6.3	•	Period 2.05107 d	
17 σ	CrB	• 5.6	6.6	0.6	0.6	7.2	•	Min. 2454000.5	
75 ρ	Her	• 4.5	5.5	0.0	0.0	4.1	•	Eclipse ≈ 10 hours	

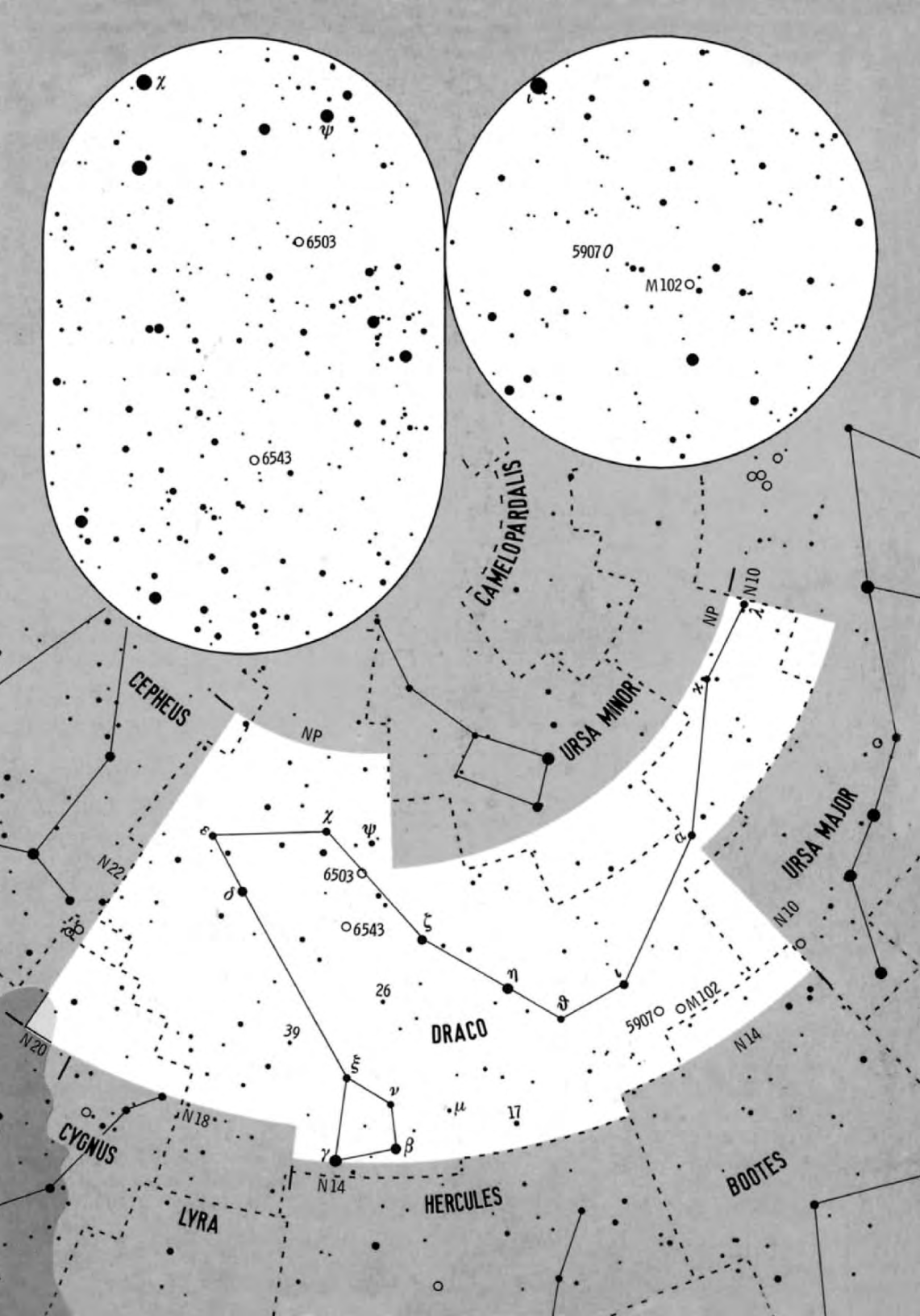


NEBULA	Position	v-Mag.	Size	Shape	Type	Vis.	Dist.	R.A.	Dec.
5866 M102	Dra ☐	10½	11/□'	3'	0 SO	Glx	☐	40 Mly	15 ^h 06 ^m .5 55°76'
5907 Dra ☐	10½	13	9	Sc	Glx	☐	40 M	15 15.9 56.33
6503 Dra ☐	10½	11	4	Sd	Glx	☐	16 M	17 49.5 70.14
6543 Dra ☐	8	6	0.4	0 D	PN	☐	5000	17 58.6 66.63

5866 M102 Appears as an elliptic nebula (see also comment at bottom right).
 5907 Difficult to see because of faintness, but distinct edge-on shape.
 6503 Elongated, nearly edge-on, northernmost nebula in this catalog.
 6543 Relatively easily visible, stellar in binoculars, blue-green oval in a telescope at high power, 10' northwest of the ecliptic's north pole.

STAR	Position	V-Mag.	B-V	Te.	Sp.	Abs.	Name	Dist.	R.A.	Dec.
1 λ	Dra ☐	• 3.8	1.6	↓	M0 -1 ^M		Giauzar	330ly	11 ^h 31 ^m .4	69°33'
5 κ	Dra ☐	• 3.9	-1	↓	B6 -2			520	12 33.5	69.79
11 α	Dra ☐	• 3.7	0.0	↓	A0 -1		Thuban	310	14 04.4	64.38
12 ι	Dra ☐	• 3.3	1.2	↓	K2 1		Edasich	102	15 24.9	58.97
13 ϑ	Dra ☐	• 4.0	0.5	↓	F8 2			68	16 01.9	58.57
14 η	Dra ☐	• 2.7	0.9	↓	G8 1			88	16 24.0	61.51
17,16	Dra ☐	• 4.5	✱ 0.0	↓	B9 -1			400	16 36.2	52.91
21 μ	Dra ☐	• 4.9	✱ 0.5	↓	F5 3			88	17 05.3	54.47
22 ζ	Dra ☐	• 3.2	-1	↓	B6 -2			340	17 08.8	65.71
23 β	Dra ☐	• 2.8	1.0	↓	G2 -3		Rastaben	370	17 30.4	52.30
25 ν	Dra ☐	• 4.1	✱ 0.3	↓	A5 2	25 and 24 Dra		100	17 32.2	55.18
26	Dra ☐	• 5.2	✱ 0.6	↓	G1 4			46	17 35.0	61.87
31 ψ	Dra ☐	• 4.3	✱ 0.5	↓	F5 3			72	17 41.9	72.15
32 ξ	Dra ☐	• 3.7	1.2	↓	K2 1		Grumium	112	17 53.5	56.87
33 γ	Dra ☐	• 2.2	1.5	↓	K5 -1		Ettanin	150	17 56.6	51.49
44 χ	Dra ☐	• 3.6	0.5	↓	F7 4			26.3	18 21.1	72.73
39	Dra ☐	• 4.9	✱ 0.1	↓	A3 1			190	18 23.9	58.80
57 δ	Dra ☐	• 3.1	1.0	↓	G9 1		Altais	100	19 12.6	67.66
63 ε	Dra ☐	• 3.8	✱ 0.9	↓	G8 1			145	19 48.2	70.27

BINARY	Position	V-Mag.	B-V	Te.	Sep.	PA	Vis.	Comment on M102
17,16	Dra ☐	• 5.1 ✱ 5.5	0.0 -1		90''	• ☐	Messier's logbook contains a galaxy close to NGC 5866 as his entry number 102.	
17	Dra ☐	• 5.4 6.4	0.0 0.1		3.2	• ☐	Yet his description suggests a double observation of M101.	
21 μ	Dra ☐	• 5.6 5.7	0.5 0.5		5 2.3	• ☐	Did he make an error of 1 ^h in recording the right ascension?	
					2020 2.5	• ☐	The designation M102 is thus ambiguous.	
25 ν	Dra ☐	• 4.9 4.9	0.3 0.3		62.0	• ☐		
26	Dra ☐	• 5.3 8.0	0.6 1.0		5 1.5	• ☐		
					2012 0.9	• ☐		
					2020 0.4	• ☐		
31 ψ	Dra ☐	• 4.6 5.8	0.4 0.5		30.1	• ☐		
39	Dra ☐	• 5.0 ✱ 7.9	0.1 0.5		88.9	• ☐		
		• 5.1 7.8	0.1 0.4		3.8	• ☐		
63 ε	Dra ☐	• 3.9 6.9	0.9 0.6		3.2	• ☐		



N18

Northern Sky

Summer Constellations

NEBULA	Position	v-Mag.	Size	Shape	Type	Vis.	Dist.	R.A.	Dec.
6720 M57	Lyr	8½	9/□'	1.5	0 R	PN		1 800 ly	18 ^h 53 ^m .6 33°03'
6779 M56	Lyr	8½	12	5	0 X	GC		32 000	19 16.6 30.18
6826	Cyg	8½	7	0.5	0 D	PN		4 000	19 44.8 50.52

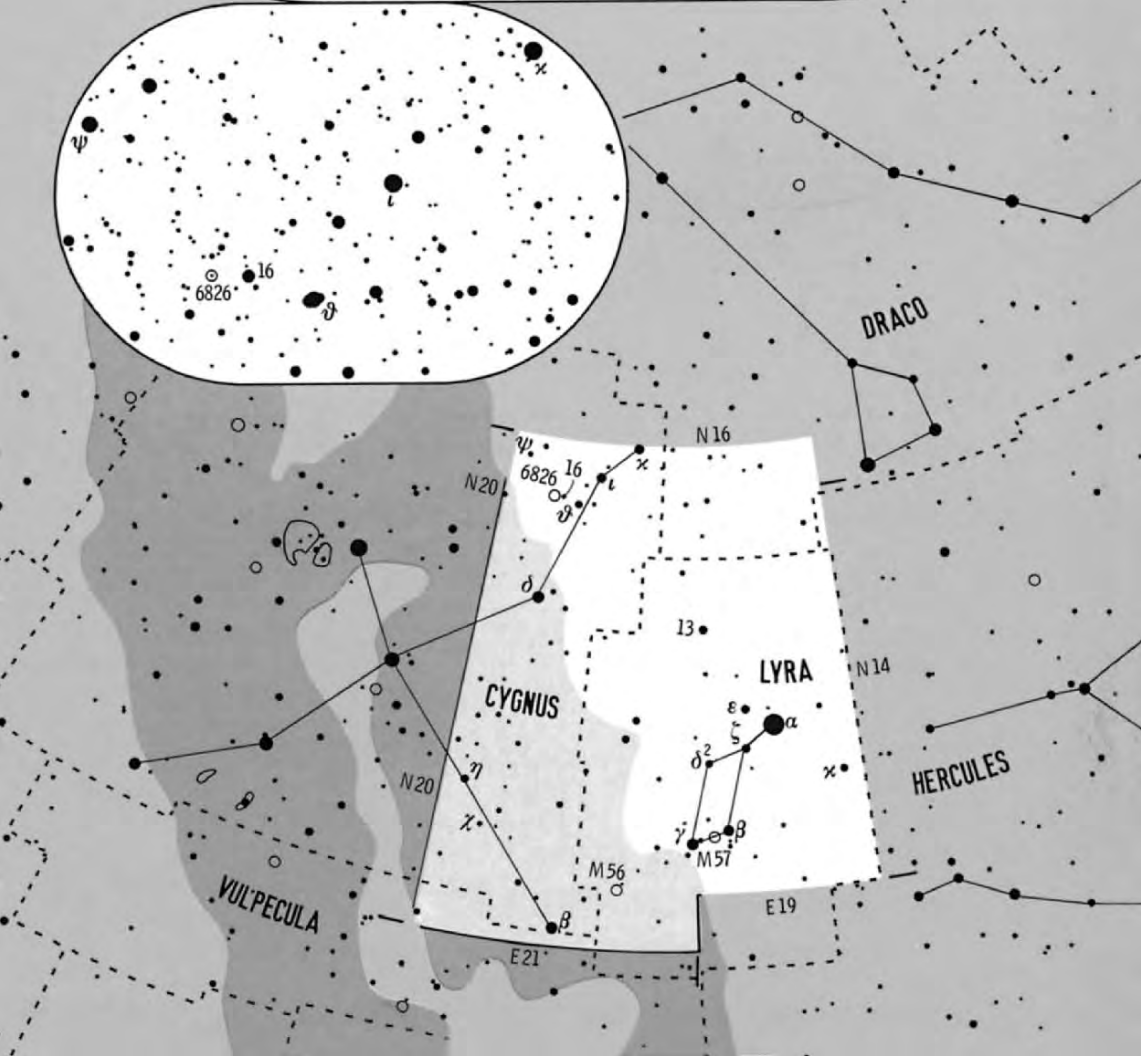
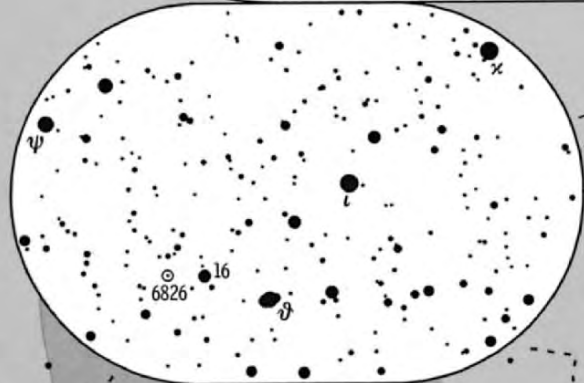

6720 M57 **Ring Nebula**, the most famous planetary nebula, easy to find, looks almost like a star in binoculars, shows a disk in a telescope at low power and a nice oval ring at high power, takes high power well, central region not black; a nebula filter improves the contrast.

6779 M56 Dim globular cluster, hard to resolve into stars, rich background.

6826 **Blinking Planetary**, stellar in binoculars, a disk in a telescope at high power; averted vision shows the nebula well, which disappears with direct vision as the mag. 10.4 central star becomes visible.

STAR	Position	V-Mag.	B-V	Te.	Sp.	Abs.	Name	Dist.	R.A.	Dec.
1 κ	Lyr	4.3	1.2	↓	K2	0 ^M	240 ly	18 ^h 19 ^m .9	36°06'
3 α	Lyr	0.0	0.0	↓	A0	1	.. Vega ..	25.3	18 36.9	38.70
5,4 ε	Lyr	3.9	* 0.2	↓	A8	0	Double Double	160	18 44.4	39.64
6,7 ζ	Lyr	4.1	* 0.2	↓	A4	1	155	18 44.8	37.60
10 β	Lyr	3.3-4.2*	0.0	↓	B7	-4	. Sheliak .	800	18 50.1	33.36
12 δ ²	Lyr	4.2	1.5	↓	M4	-3	900	18 54.5	36.90
13	Lyr	4.0-4.3	1.5	↓	M5	-1	. R Lyrae .	350	18 55.3	43.95
14 γ	Lyr	3.2	0.0	↓	B9	-3	. Sulaphat .	700	18 58.9	32.69
1 κ	Cyg	3.8	0.9	↓	K0	1	122	19 17.1	53.37
10 ι	Cyg	3.8	0.1	↓	A5	1	123	19 29.7	51.73
6 β	Cyg	2.9	* 0.9	↓	G8	-3	. Albireo .	390	19 30.7	27.96
13 ϑ	Cyg	4.3	* 0.5	↓	F4	0	61,600	19 36.4	50.22
16	Cyg	5.4	* 0.6	↓	G3	4	70	19 41.8	50.52
18 δ	Cyg	2.9	* 0.0	↓	A0	-1	170	19 45.0	45.13
χ	Cyg	6.0-12	1.9	↓	K0	1	340	19 50.6	32.91
24 ψ	Cyg	4.9	* 0.1	↓	A4	0	290	19 55.6	52.44
21 η	Cyg	3.9	1.0	↓	K0	1	140	19 56.3	35.08

BINARY	Position	V-Mag.	B-V	Te.	Sep.	PA	Vis.	VARIABLE STAR	
5,4 ε	Lyr	4.6* 4.7*	0.2 0.2		209"	•		10 β Lyr	
5 ε ²	Lyr	5.2 5.5	0.2 0.2		2.4	•		Period	12.94 d
4 ε ¹	Lyr	5.0 6.1	0.1 0.3		'5 2.4	•		Min.	2454011
					2020 2.3	•		2nd min. mag.	3.8
6,7 ζ	Lyr	4.3 5.7	0.2 0.3		43.7	•		13 R Lyr	• semireg.
10 β	Lyr	3-4 7.2	0.0 -1		45.7	•		Period	≈ 46 d
6 β	Cyg	3.1 5.1	1.1 -1		34.5	•		Extrema	3.9-5.0
13 ϑ	Cyg	4.5 6.5	0.4 1.0		300	•		χ Cyg	
16	Cyg	6.0 6.2	0.6 0.7		39.7	•		Period	407 d
18 δ	Cyg	2.9 6.5	0.0 0.3		'5 2.6	•		Max.	2454368
					2020 2.8	•		Min.	Max. +240
24 ψ	Cyg	5.0 7.4	0.1 0.3		3.0	•		Extrema	3.3-14.2

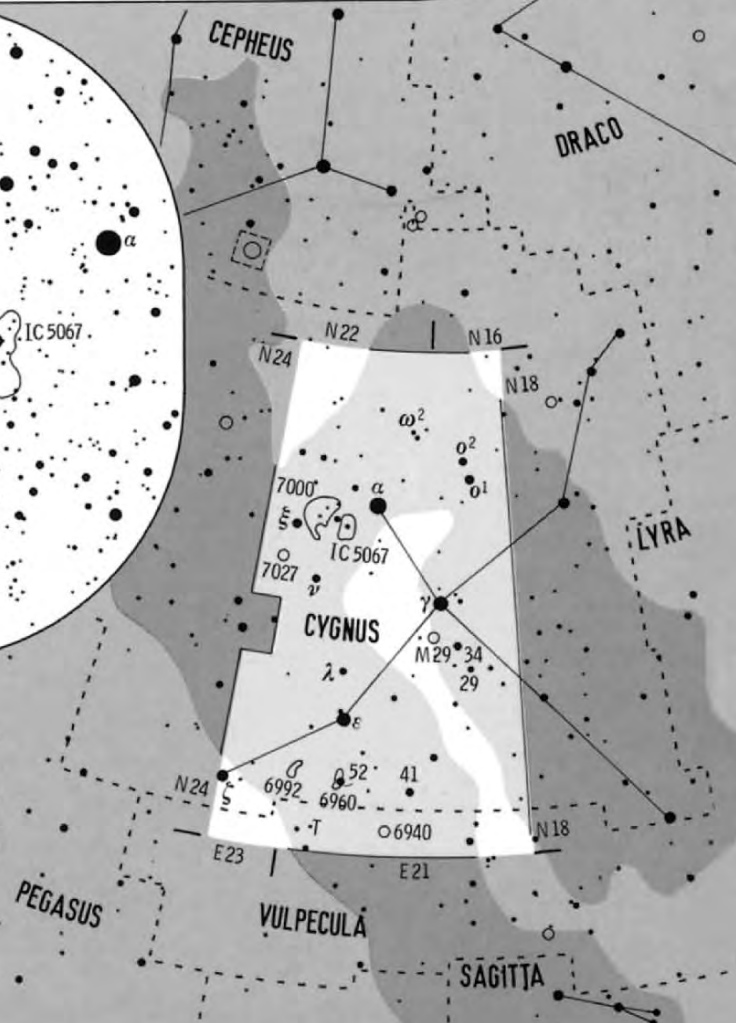

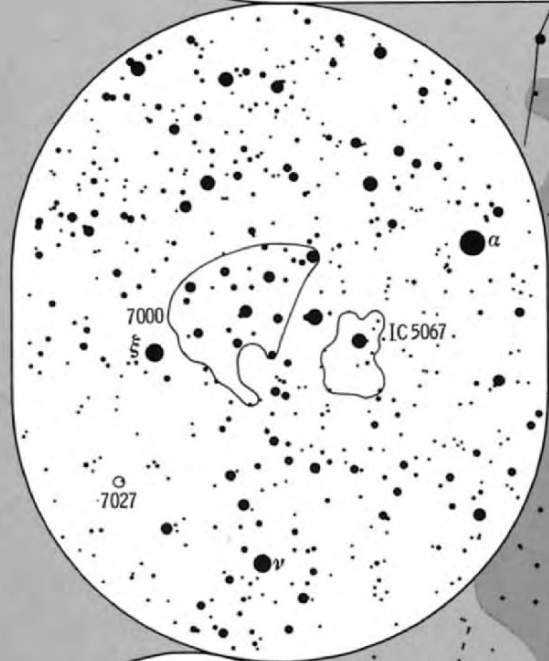



NEBULA	Position	v-Mag.	Size	Shape	Type	Vis.	Dist.	R.A.	Dec.
6913 M29	Cyg	7	11/□' 6'	○ p n	OC		4000 ly	20 ^h 23 ^m .9	38°50'
6940	Vul	6½	13 25	○ m	OC		2500	20 34.6	28.27
6960	Cyg	9	14 60		Fi DN		1500	20 46.0	30.70
IC5067 ...	Cyg	7	14 60	○	Em DN		2500	20 50.7	44.25
6992	Cyg	7½	14 60		Fi DN		1500	20 56.6	31.40
7000	Cyg	5	14 120	○	Em DN		2500	20 58.8	44.30
7027	Cyg	8½	5 0.3	0	A PN		3500	21 07.0	42.24

- 6913 M29 Contains only a few bright stars in a rich field, needs low power.
- 6940 Large nebulous patch in binoculars, nicely resolved in a telescope.
- 6960 **Veil Nebula, Cirrus Nebula, Filamentary Nebula**, dim filaments on both sides of the foreground star 52 Cygni, see NGC6992.
- IC5067 ... **Pelican Nebula**, invisible except at lowest power, detail is only visible through a nebula filter, a tough test object for very dark sky.
- 6992 **Veil Nebula, Cirrus Nebula, Network Nebula**, supernova remnant, slightly easier than NGC6960, dark sky and low power essential, impressive filaments through a nebula filter (NGC6992–6995).
- 7000 **North America Nebula**, may be visible by unaided eye, almost too large for a telescope, nebula filter recommended, region of highest contrast is “Mexico”; the northern part merges into the Milky Way.
- 7027 Relatively easily visible as a star, but only at high power as a disk.

STAR	Position	V-Mag.	B–V	Te.	Sp.	Abs.	Name	Dist.	R.A.	Dec.
31	<i>o</i> ¹ Cyg	• 3.4	✱ 0.7	↓	K0	−5 ^M	31,30 Cyg	1400,750 ly	20 ^h 13 ^m .6	46°76'
29	Cyg	• 4.7	✱ 0.3	↓	A7	−3	135,2000	20 14.6	36.80
32	<i>o</i> ² Cyg	• 4.0	1.5	↓	K3	−4	1000	20 15.5	47.71
34	Cyg	• 4.7–4.9	0.4	↓	B2	−7	. P Cygni	. 5000	20 17.8	38.03
37	γ Cyg	• 2.2	0.7	↓	F8	−6	. . Sadr	. 1400	20 22.2	40.26
41	Cyg	• 4.0	0.4	↓	F5	−3	750	20 29.4	30.37
46	<i>ω</i> ² Cyg	• 5.1	✱ 1.0	↓	K2	−1	430	20 31.2	49.22
50	α Cyg	• 1.3	0.1	↓	A2	−8	. . Deneb	. . 2000	20 41.4	45.28
52	Cyg	• 4.2	1.0	↓	K0	0	near NGC6960	205	20 45.7	30.72
53	ε Cyg	• 2.5	1.0	↓	K0	1	72	20 46.2	33.97
54	λ Cyg	• 4.5	✱ −1	↓	B6	−3	900	20 47.4	36.49
T	Vul	• 5.4–6.1	0.7	↓	F5	−4	2000	20 51.5	28.25
58	ν Cyg	• 3.9	0.0	↓	A1	−1	350	20 57.2	41.17
62	ξ Cyg	• 3.7	1.6	↓	K5	−4	1200	21 04.9	43.93
64	ζ Cyg	• 3.2	1.0	↓	G8	0	150	21 12.9	30.23

BINARY	Position	V-Mag.	B–V	Te.	Sep.	PA	Vis.	VARIABLE STAR
31	<i>o</i> ¹ Cyg	• 3.8	4.8	1.2	0.1	336''	•	34 P Cyg • irregular
		"	7.0	"	−1	↓ 106.9	•	Extrema 3.0–6.0
29	Cyg	• 4.9	6.6	0.1	1.3	216	•	T Vul
46	<i>ω</i> ² Cyg	• 5.4	6.6	1.6	0.0	256.9	•	Period 4.4355 d
54	λ Cyg	• 4.8	6.1	−2	0.2	0.9	•	Max. 2454000.3



N22 _____ Northern Sky _____ Summer–Fall Constellations

NEBULA	Position	v-Mag.	Size	Shape	Type	Vis.	Dist.	R.A.	Dec.
6939	Cep	8	13/□' 10'	○ m	OC		4000 ly	20 ^h 31 ^m .5	60°65'
6946	Cep	9	14	○ Sd	Glx		20 M	20 34.9	60.15
IC 1396 ...	Cep	4	12	○ m n	OC		3000	21 39.1	57.50
7654 M52	Cas	7	12	○ r	OC		5000	23 24.5	61.60
7789	Cas	7	13	○ r	OC		7000	23 57.4	56.72

6939

6946

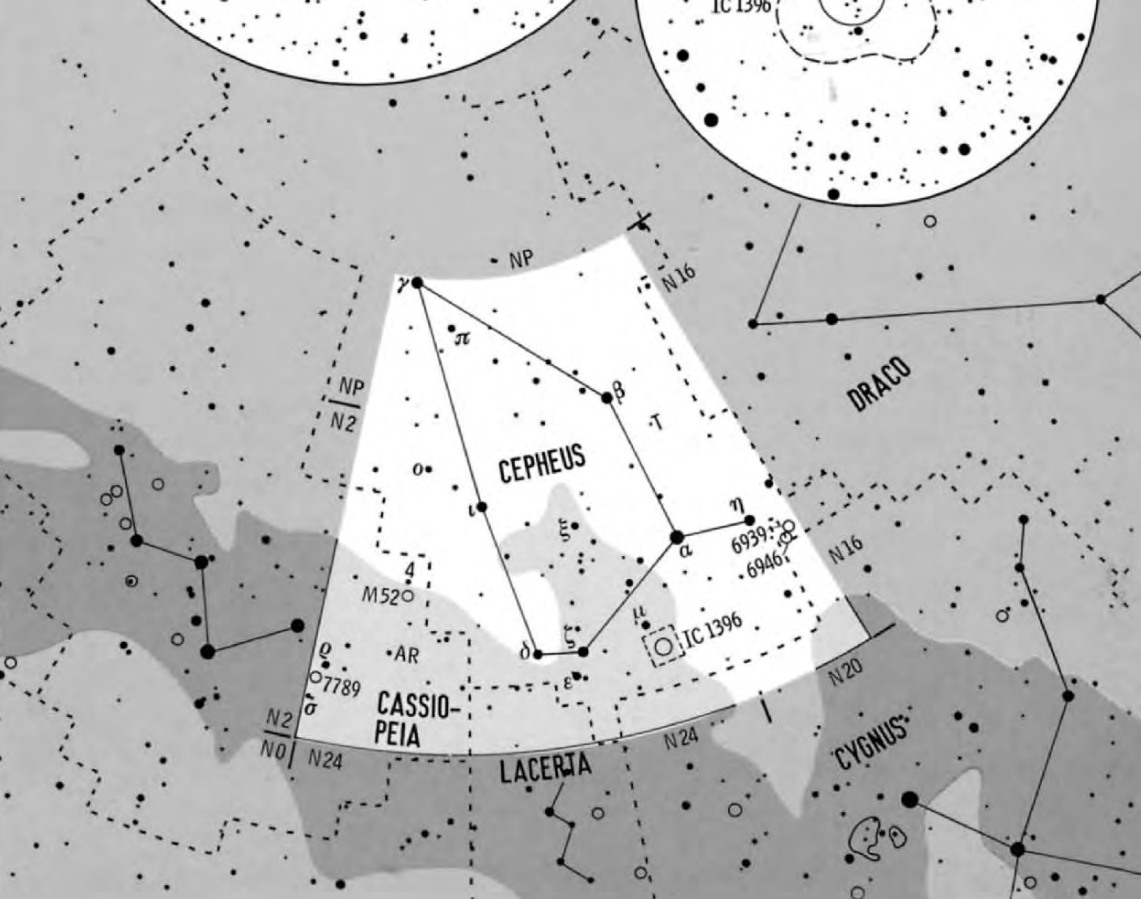
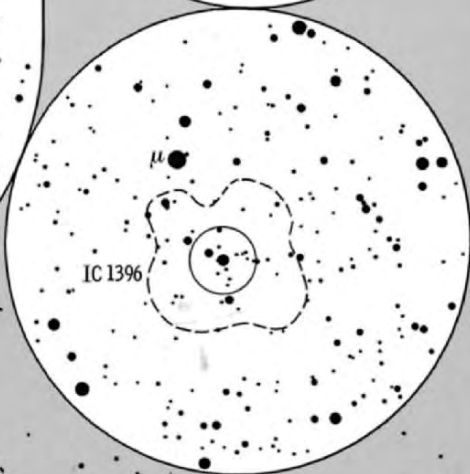


IC 1396 ...

7654 M52

7789

STAR	Position	V-Mag.	B–V	Te.	Sp.	Abs.	Name	Dist.	R.A.	Dec.
3 η	Cep	• 3.4	0.9	↓	K0	3 ^M	47ly	20 ^h 45 ^m .3	61°84'
T	Cep	• 5.6–10	1.3	↓	M5	–1	700	21 09.5	68.49
5 α	Cep	• 2.5	0.3	↓	A7	2	Alderamin	49	21 18.6	62.59
8 β	Cep	• 3.2 ✱	–2	↓	B2	–3	Alfirk ..	600	21 28.7	70.56
μ	Cep	• 3.9–4.5	2.3	↓	M2	–6	(giant star)	3000	21 43.5	58.78
17 ξ	Cep	• 4.3 ✱	0.4	↓	A5	2	100	22 03.8	64.63
21 ζ	Cep	• 3.4	1.6	↓	K1	–4	800	22 10.9	58.20
23 ϵ	Cep	• 4.2	0.3	↓	F0	2	84	22 15.0	57.04
27 δ	Cep	• 3.4–4.2✱	0.5	↓	G0	–4	1000	22 29.2	58.42
32 ι	Cep	• 3.5	1.0	↓	K0	1	116	22 49.7	66.20
33 π	Cep	• 4.4 ✱	0.8	↓	G2	0	225	23 07.9	75.39
34 o	Cep	• 4.7 ✱	0.8	↓	G9	1	210	23 18.6	68.11
4	Cas	• 4.9 ✱	1.7	↓	M1	–2	750	23 24.8	62.28
AR	Cas	• 4.8 ✱	–1	↓	B4	–2	600	23 30.0	58.55
35 γ	Cep	• 3.2	1.0	↓	K1	3	Errai ..	45	23 39.3	77.63
7 ρ	Cas	• 4.4–4.6	1.2	↓	G0	–8	6000	23 54.4	57.50
8 σ	Cas	• 4.9 ✱	–1	↓	B1	–4	1500	23 59.0	55.76

BINARY	Position	V-Mag.	B–V	Te.	Sep.	PA	Vis.	VARIABLE STAR
8 β	Cep	• 3.2	7.9	–2	0.1	13'3"	••	T Cep
17 ξ	Cep	• 4.4	6.5	0.3	0.5	'5 8.0	••	Period 400 d
						2020 8.1	••	Max. 2454060
27 δ	Cep	• 4	6.3	0.6	0.0	40.7	••	Extrema 5.2–11.2
33 π	Cep	• 4.5	6.8	0.8	0.5	'5 1.1	••	μ Cep • semireg.
						2020 1.2	••	Extrema 3.4–5.1
34 o	Cep	• 4.9	7.1	0.8	0.5	'5 3.3	••	27 δ Cep
						2020 3.4	••	Period 5.3663 d
4	Cas	• 5.0	7.6	1.7	1.4	95.7	••	Max. 2454004.2
AR	Cas	• 4.9	7.0	–1	0.0	75.6	••	7 ρ Cas • semireg.
8 σ	Cas	• 5.0	7.2	–1	–1	3.2	••	Extrema 4.1–6.2

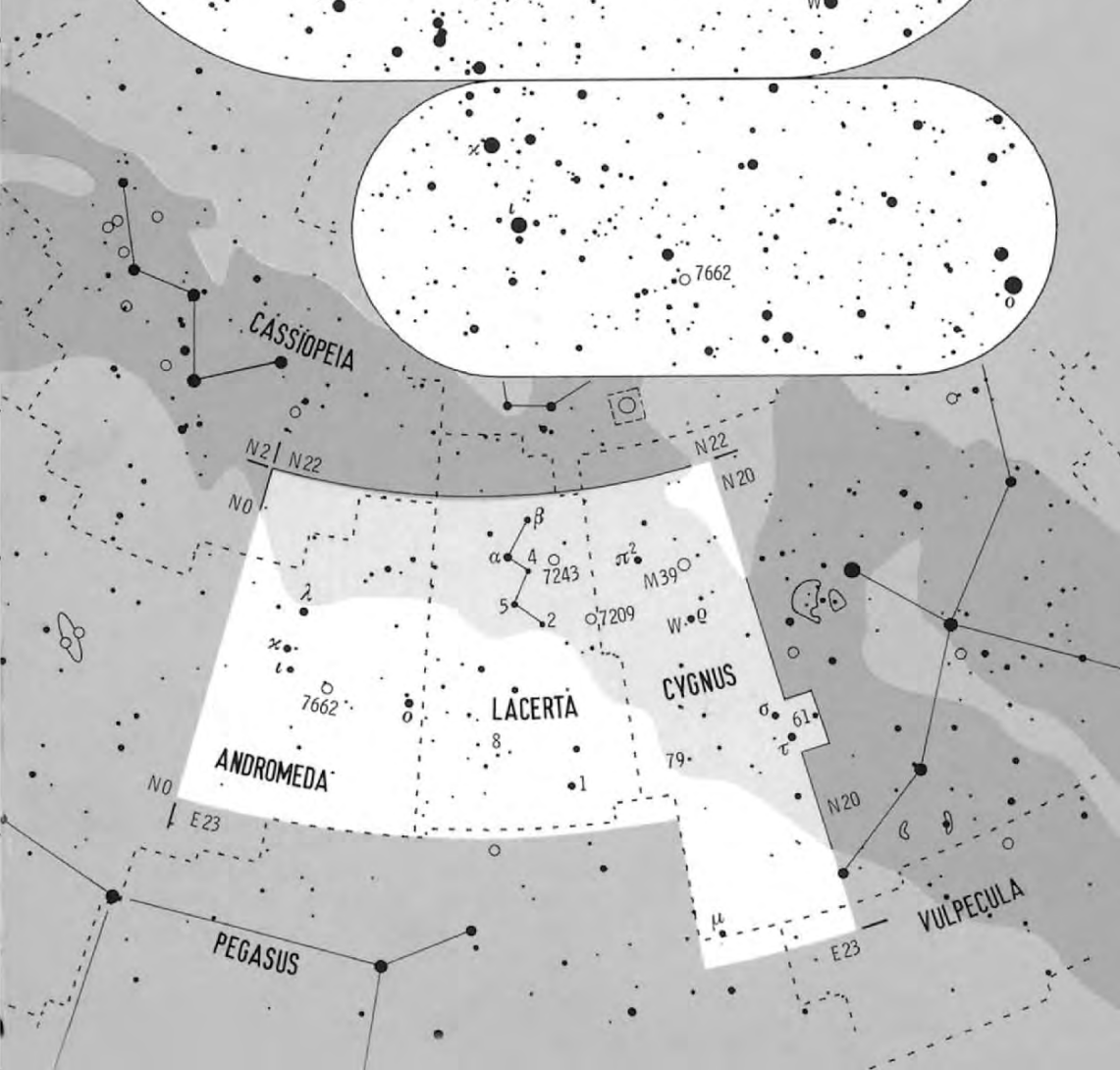
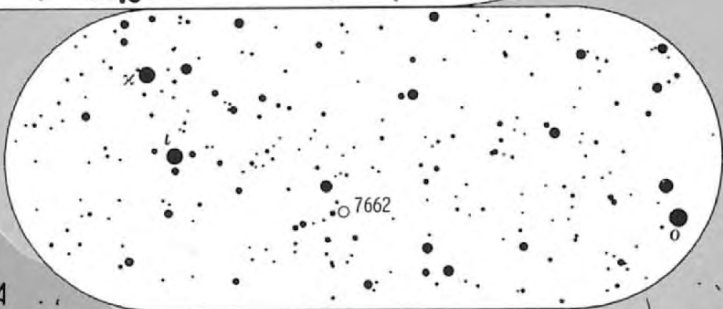
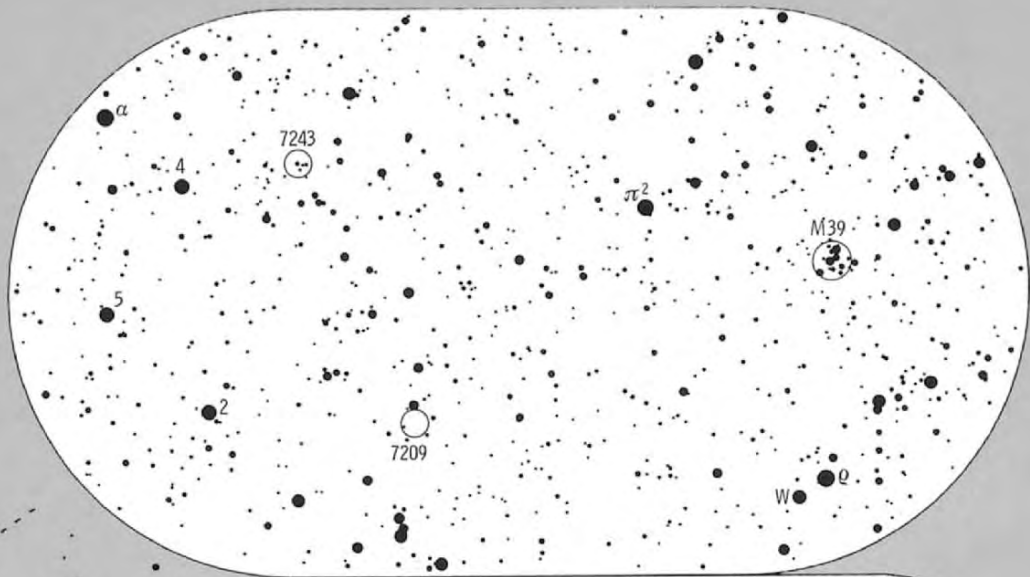


NEBULA	Position	v-Mag.	Size	Shape	Type	Vis.	Dist.	R.A.	Dec.
7092 M39	Cyg	5	12/□' 30'	0 p	OC		1 000 ly	21 ^h 32 ^m .1	48.43
7209	Lac	7	13	20	0 m	OC		3 000	22 05.2 46.50
7243	Lac	6½	13	20	0 p	OC		3 000	22 15.3 49.88
7662	And	8½	7	0.5	0 R	PN		5 000	23 25.9 42.54

- 7092 M39 Consists of a few bright stars which are well resolved in binoculars or in a finder, rather disappointing view in a telescope, triangular.
- 7209
- 7243
- 7662 **Blue Snowball**, visible in binoculars as a star; a telescope at high power reveals a disk or a ring with a non-black center; the brightest section is at the northeast edge; the color is distinctly blue-green.

STAR	Position	V-Mag.	B-V	Te.	Sp.	Abs.	Name	Dist.	R.A.	Dec.
61	Cyg	• 4.8	✱ 1.1	↓	K5	7 ^M	Piazzis's Flying S.	11.4 ly	21 ^h 06 ^m .9	38.75
65	τ Cyg	• 3.7	0.4	↓	F1	2	68	21 14.8	38.05
67	σ Cyg	• 4.2	0.1	↓	B9	-7	4 000	21 17.4	39.39
73	ρ Cyg	• 4.0	0.9	↓	G8	1	} Sep. 25'	125	21 34.0	45.59
W	Cyg	• 5.4-6.2	1.5	↓	M4	-1		600	21 36.0	45.37
79	Cyg	• 5.4	✱ 0.0	↓	A0	1	270,370	21 43.5	38.29
78	μ Cyg	• 4.4	✱ 0.5	↓	F7	2	73,250	21 44.2	28.75
81	π ² Cyg	• 4.2	-1	↓	B3	-4	1 100	21 46.8	49.31
1	Lac	• 4.1	1.5	↓	K3	-2	650	22 16.0	37.75
2	Lac	• 4.6	-1	↓	B6	-1	500	22 21.0	46.54
3	β Lac	• 4.4	1.0	↓	G9	1	170	22 23.6	52.23
4	Lac	• 4.6	0.1	↓	B9	-6	3 000	22 24.5	49.48
5	Lac	• 4.3	1.7	↓	M0	-3	1 100	22 29.5	47.71
7	α Lac	• 3.8	0.0	↓	A1	1	103	22 31.3	50.28
8	Lac	• 5.3	✱ -2	↓	B2	-2	1 000	22 35.9	39.63
1	o And	• 3.6	-1	↓	B6	-3	700	23 01.9	42.33
16	λ And	• 3.7-4.0	1.0	↓	G8	2	83	23 37.6	46.46
17	ι And	• 4.3	-1	↓	B8	-2	480	23 38.1	43.27
19	κ And	• 4.1	-1	↓	B9	0	175	23 40.4	44.33

BINARY	Position	V-Mag.	B-V	Te.	Sep.	PA	Vis.	VARIABLE STAR	
61	Cyg	• 5.2	6.0	1.1	1.3	↖'5 32'3	•	W Cyg	semireg. Period ≈ 130 d
79	Cyg	• 5.7	7.0	0.0	0.1	↖ 150	•	16 λ And	semireg. Period 54-56 d
78	μ Cyg	• 4.5	6.9	0.5	0.4	↖ 198	•		
		2025 ← 2000	4.8 6.2	0.5	0.6	↖'5 1.6	•		
						2012 1.4	•		
						2020 1.2	•		
8	Lac	• 5.7	6.5	-2	-1	↖ 22.4	•		Piazzis's Flying Star Large proper motion of 5.2/yr northeast.



NEBULA	Position	v-Mag.	Size	Shape	Type	Vis.	Dist.	R.A.	Dec.
247	Cet	9	14/□' 18'	∥ Sd	Glx		9 Mly	0 ^h 47 ^m .1	-20 ^o .76
253	Scl	7½	13 25	∥ Sc	Glx		9 M	0 47.6	-25.29
288	Scl	8½	13 10	○ X	GC		30 000	0 52.8	-26.59
1068 M77	Cet	9	11 3	○ Sb	Glx		60 M	2 42.7	-0.01

247

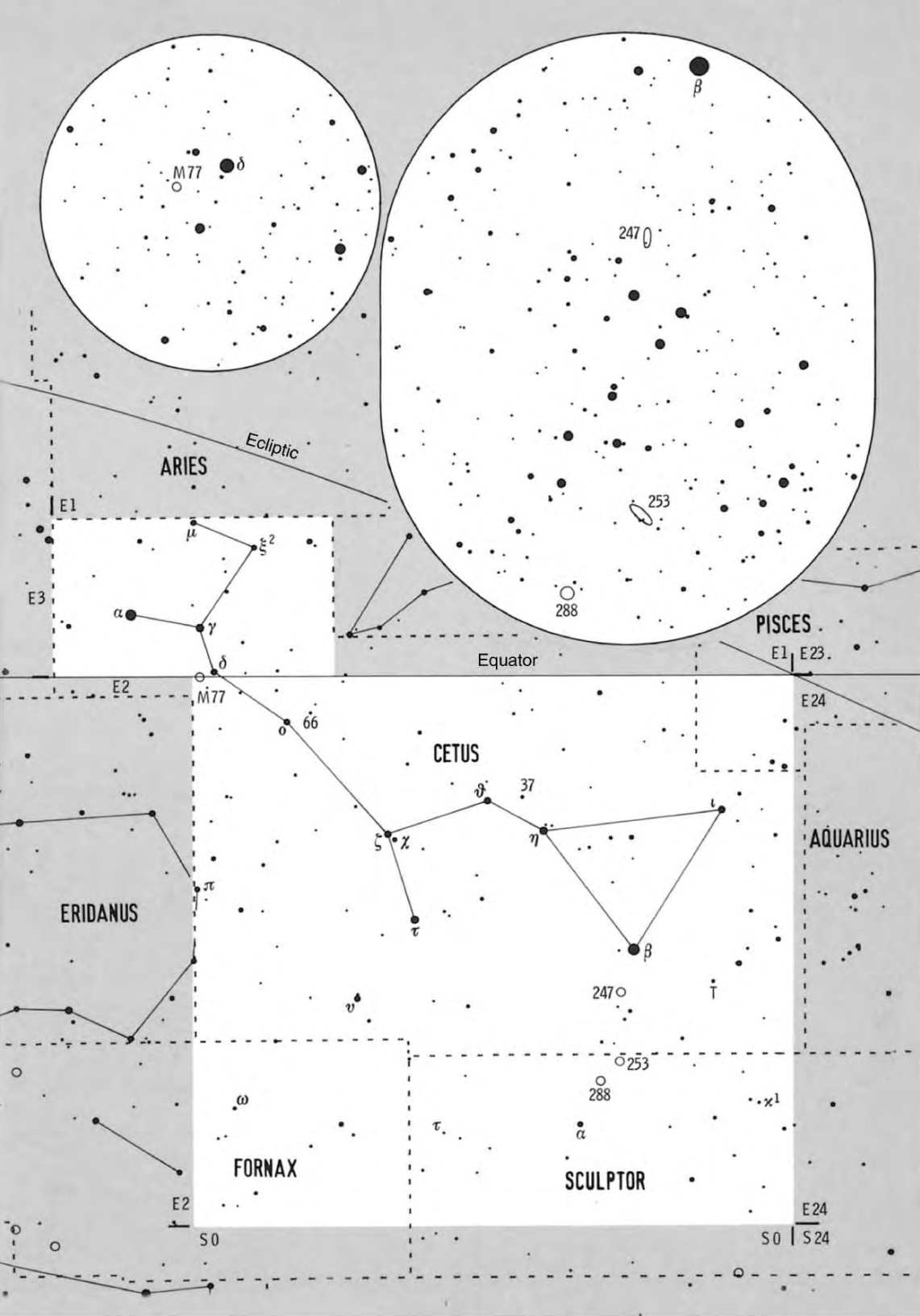
253

288

1068 M77

STAR	Position	V-Mag.	B-V	Te.	Sp.	Abs.	Name	Dist.	R.A.	Dec.
κ^1	Scl	5.4	* 0.4	↓	F 3	1 ^M	220 ly	0 ^h 09 ^m .4	-27 ^o .99
8 ι	Cet	3.6	1.2	↓	K 2	-1	280	0 19.4	-8.82
T	Cet	5.3-6.1	1.7	↓	M 5	-2	750	0 21.8	-20.06
16 β	Cet	2.0	1.0	↓	K 0	0	Deneb Kaitos,	96	0 43.6	-17.99
α	Scl	4.3	-1	↓	B 7	-2	[Diphda]	600	0 58.6	-29.36
31 η	Cet	3.5	1.2	↓	K 2	1	120	1 08.6	-10.18
37	Cet	5.0	* 0.5	↓	F 5	3	80	1 14.4	-7.92
45 ϑ	Cet	3.6	1.1	↓	K 0	1	115	1 24.0	-8.18
τ	Cet	5.7	* 0.3	↓	F 2	2	200	1 36.1	-29.91
52 τ	Cet	3.5	0.7	↓	G 8	6	11.9	1 44.1	-15.94
53 χ	Cet	4.5	* 0.4	↓	F 3	3	78	1 49.6	-10.69
55 ζ	Cet	3.7	1.1	↓	K 2	-1	Baten Kaitos	270	1 51.5	-10.33
59 ν	Cet	4.0	1.6	↓	M 0	-1	300	2 00.0	-21.08
66	Cet	5.5	* 0.6	↓	F 9	2	150	2 12.8	-2.39
68 o	Cet	3.4-9.2	1.4	↓	M 7	-2	Mira	400	2 19.3	-2.98
73 ξ^2	Cet	4.3	-1	↓	B 9	1	180	2 28.2	8.46
ω	For	4.9	* 0.0	↓	B 9	-1	440	2 33.8	-28.23
82 δ	Cet	4.1	-2	↓	B 2	-3	700	2 39.5	0.33
86 γ	Cet	3.5	* 0.1	↓	A 3	1	82	2 43.3	3.24
89 π	Cet	4.2	-1	↓	B 7	-1	450	2 44.1	-13.86
87 μ	Cet	4.3	0.3	↓	F 1	2	86	2 44.9	10.11
92 α	Cet	2.5	1.6	↓	M 2	-2	Menkar	220	3 02.3	4.09



BINARY	Position	V-Mag.	B-V	Te.	Sep.	PA	Vis.	VARIABLE STAR
κ^1	Scl	6.1 6.2	0.4 0.4	∥∥	1.5	••		T Cet · semireg.
37	Cet	5.1 7.8	0.5 0.8	∥∥	49.1	••		Period 159 d
τ	Scl	6.0 7.2	0.3 0.5	∥∥	1.5	••		Extrema 5.0-6.9
53 χ	Cet	4.7 6.7	0.3 0.6	∥∥	184.0	••		68 o Cet ·
66	Cet	5.7 7.6	0.6 0.7	∥∥	16.7	••		Period 332 d
ω	For	5.0 7.7	-1 0.2	∥∥	10.8	••		Max. 2454175
86 γ	Cet	3.5 7.0	0.1 0.5	∥∥	2.7	••		Min. Max. +205
								Extrema 2.0-10.1


























E1













Equator, Ecliptic

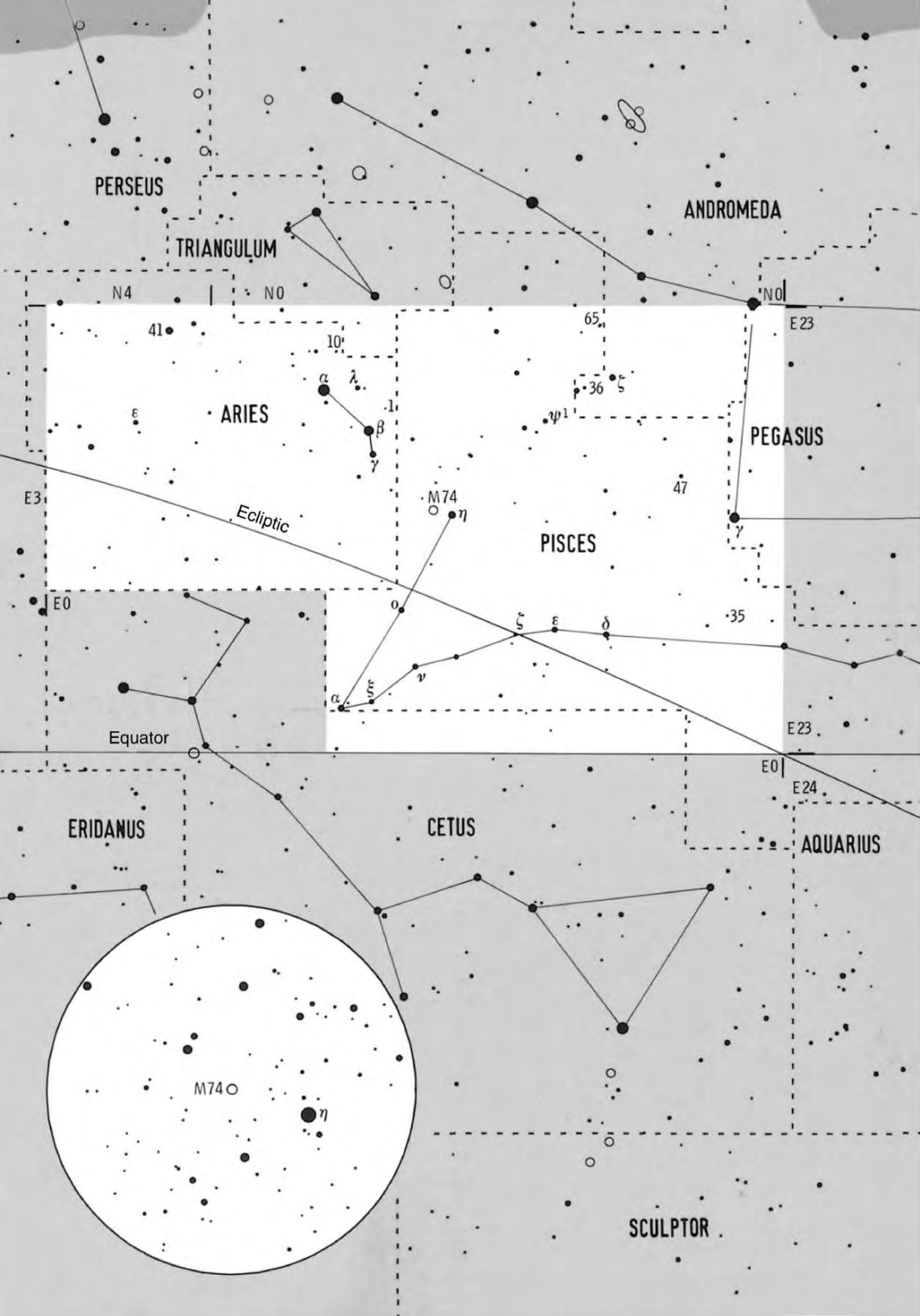
Fall Constellations

NEBULA	Position	v-Mag.	Size	Shape	Type	Vis.	Dist.	R.A.	Dec.
628 M74	Psc 	9½	14/□'	8'	○ Sc	Glx 	35 Mly	1 ^h 36 ^m .7	15°79

628 M74 Very difficult except under darkest sky, lowest power essential, moderately bright core not exactly centered, see comment at the bottom.

STAR	Position	V-Mag.	B-V	Te.	Sp.	Abs.	Name	Dist.	R.A.	Dec.
88 γ Peg		• 2.8	-.2	↓	B 2	-2 ^M	Algenib	360ly	0 ^h 13 ^m .2	15°18
35 Psc		• 5.8	* 0.3	↓	F 0	1		260	0 15.0	8.82
47 Psc		• 4.7-5.3	1.6	↓	M3	-1	TV Piscium	500	0 28.0	17.89
34 ζ And		• 4.1	1.1	↓	K 1	0		185	0 47.3	24.27
63 δ Psc		• 4.4	1.5	↓	K 5	0		310	0 48.7	7.59
65 Psc		• 5.5	* 0.4	↓	F 2	0		350	0 49.9	27.71
36 And		• 5.5	* 1.0	↓	K 1	2		130	0 55.0	23.63
71 ε Psc		• 4.3	1.0	↓	K 0	0		190	1 02.9	7.89
74 ψ ¹ Psc		• 4.7	* 0.0	↓	A 1	0		240	1 05.7	21.47
86 ζ Psc		• 4.9	* 0.4	↓	A 7	2		150	1 13.7	7.58
99 η Psc		• 3.6	1.0	↓	G 8	-1		300	1 31.5	15.35
106 ν Psc		• 4.4	1.4	↓	K 3	-1		370	1 41.4	5.49
110 o Psc		• 4.3	0.9	↓	K 0	0		250	1 45.4	9.16
1 Ari		• 5.8	* 0.7	↓	G 5	0		500	1 50.1	22.28
5 γ Ari		• 3.9	* 0.0	↓	A 1	0	Mesarthim	200	1 53.5	19.29
111 ξ Psc		• 4.6	0.9	↓	K 0	1		190	1 53.6	3.19
6 β Ari		• 2.6	0.2	↓	A 5	1	Sheratan	59	1 54.6	20.81
9 λ Ari		• 4.7	* 0.3	↓	F 1	2		134	1 57.9	23.60
113 α Psc		• 3.8	* 0.1	↓	A 2	1		140	2 02.0	2.76
10 Ari		• 5.6	* 0.5	↓	F 8	2		170	2 03.7	25.94
13 α Ari		• 2.0	1.1	↓	K 2	0	Hamal	66	2 07.2	23.46
41 Ari		• 3.6	-1	↓	B 8	0		160	2 50.0	27.26
48 ε Ari		• 4.6	* 0.0	↓	A 2	0		300	2 59.2	21.34

BINARY	Position	V-Mag.	B-V	Te.	Sep.	PA	Vis.	VARIABLE STAR
35 Psc		• 6.0	7.6	0.3	0.4		11.7 ^s	47 TV Psc  • semireg. Period 50-85 d
65 Psc		• 6.3	6.3	0.4	0.4		4.3	
36 And		• 6.0	6.4	0.9	1.2	'5	1.0	
						2020	1.2	
74 ψ ¹ Psc		• 5.3	5.6	0.0	0.0		29.8	MESSIER Marathon
86 ζ Psc		• 5.2	6.3	0.3	0.5		22.8	It is possible to observe all 110 Messier objects during just one night in March.
1 Ari		• 6.2	7.2	1.1	0.2		2.9	M 74 is then the most difficult object at dusk, and M 30 the most difficult at dawn. <i>Advice:</i> Better take your time!
5 γ Ari		• 4.6	4.7	0.0	0.0		7.5	
9 λ Ari		• 4.8	7.3	0.3	0.6		37.5	
113 α Psc		• 4.2	5.2	0.0	0.2	'5	1.8	
						2020	1.7	
10 Ari		• 5.8	7.7	0.5	0.7	'5	1.2	
						2020	1.5	
48 ε Ari		• 5.2	5.5	0.0	0.1		1.5	



PERSEUS

ANDROMEDA

TRIANGULUM

N4

N0

N0

41

10'

65

E23

ARIES

PEGASUS

E3

Ecliptic

M74

PISCES

47

E0

Equator

α

β

γ

δ

ε

ζ

η

35

E23

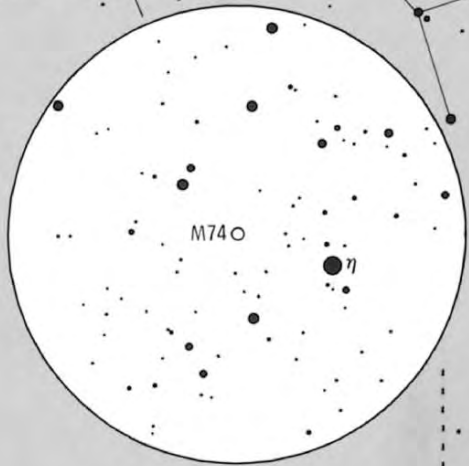
E0

E24

ERIDANUS





CETUS

AQUARIUS










































SCULPTOR

E2 _____ Equator, Ecliptic _____ Fall–Winter Constellations

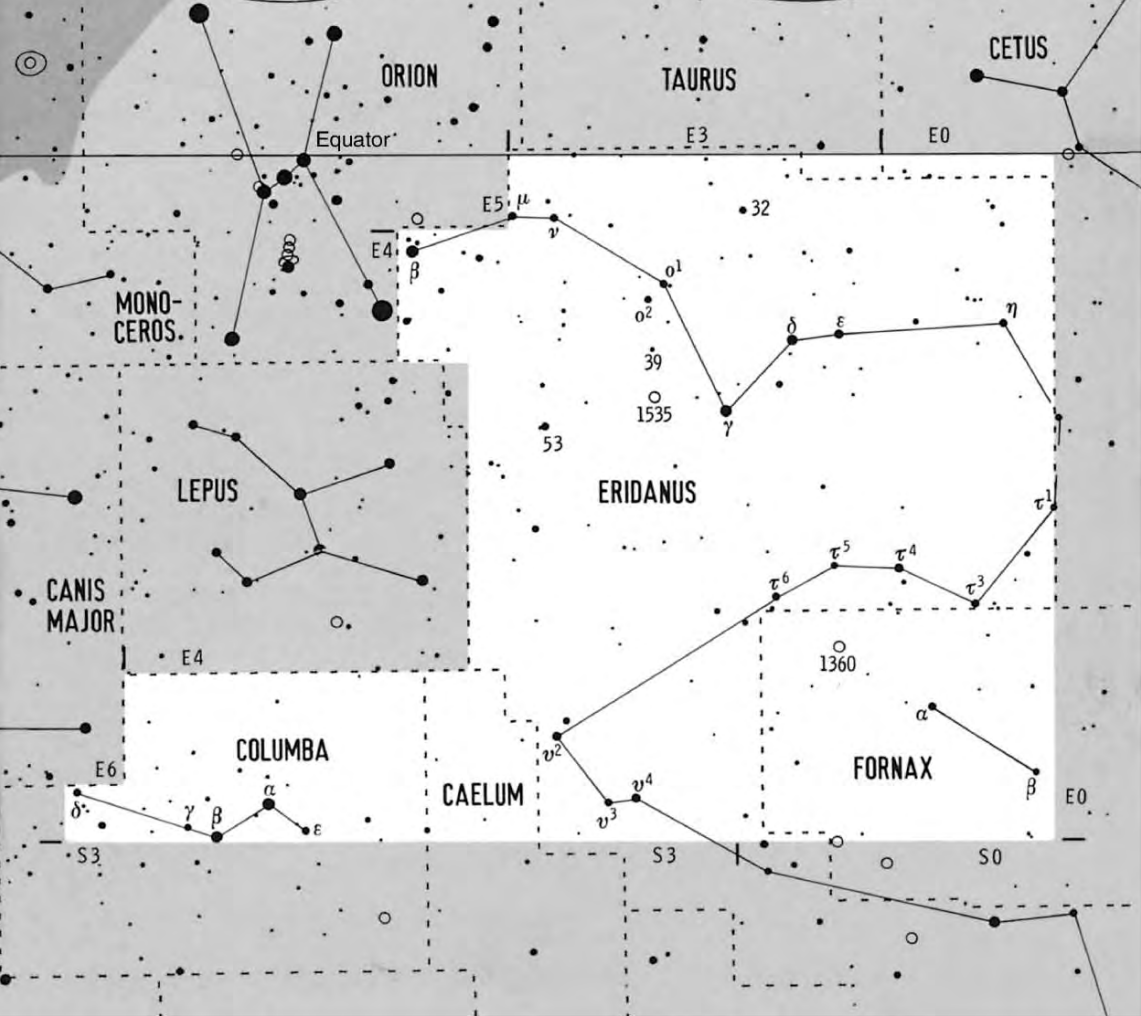


NEBULA	Position	v-Mag.	Size	Shape	Type	Vis.	Dist.	R.A.	Dec.
1360 ..	For 	9	12/□'	7'	0 D	PN	 1500ly	3 ^h 33 ^m .3	-25°87'
1535 ..	Eri 	9½	6	0.3	0 D	PN	 5000	4 14.3	-12.74

- 1360 .. Large planetary, true size 3 light-years, less known among observers, near the limit of binoculars; a telescope shows mag. 11.3 central star, an extremely hot star with a surface temperature of about 100000K.
- 1535 .. Bright central disk within a fainter oval halo, requires a telescope at very high power, the central star of magnitude 12.2 is difficult to see.

STAR	Position	V-Mag.	B–V	Te.	Sp.	Abs.	Name	Dist.	R.A.	Dec.
1	τ ¹ Eri 	• 4.5	0.5	↓	F 5	4 ^M	46ly	2 ^h 45 ^m .1	-18°57'
	β For 	• 4.4	1.0	↓	G 8	1	170	2 49.1	-32.41
3	η Eri 	• 3.9	1.1	↓	K 1	1	133	2 56.4	-8.90
11	τ ³ Eri 	• 4.1	0.2	↓	A 4	2	86	3 02.4	-23.62
	α For 	• 3.9	* 0.5	↓	F 8	3	46	3 12.1	-28.99
16	τ ⁴ Eri 	• 3.7	1.6	↓	M 3	-1	260	3 19.5	-21.76
18	ε Eri 	• 3.7	0.9	↓	K 2	6	10.5	3 32.9	-9.46
19	τ ⁵ Eri 	• 4.3	-1	↓	B 9	-1	310	3 33.8	-21.63
23	δ Eri 	• 3.5	0.9	↓	K 0	4	29.5	3 43.2	-9.77
27	τ ⁶ Eri 	• 4.2	0.4	↓	F 3	3	58	3 46.8	-23.25
32	Eri 	• 4.5	* 0.7	↓	G 2	-1	350	3 54.3	-2.95
34	γ Eri 	• 3.0	1.6	↓	M 1	-1	Zaurak	220	3 58.0	-13.51
38	o ¹ Eri 	• 4.0	0.3	↓	F 2	1	125	4 11.9	-6.84
39	Eri 	• 4.9	* 1.2	↓	K 3	1	210	4 14.4	-10.26
40	o ² Eri 	• 4.4	* 0.8	↓	K 1	6	(see below)	16.5	4 15.3	-7.64
41	v ⁴ Eri 	• 3.6	-1	↓	B 9	0	180	4 17.9	-33.80
43	v ³ Eri 	• 4.0	1.5	↓	K 4	-1	270	4 24.0	-34.02
52	v ² Eri 	• 3.8	1.0	↓	G 8	0	200	4 35.6	-30.56
48	ν Eri 	• 3.9	-2	↓	B 2	-2	600	4 36.3	-3.35
53	Eri 	• 3.9	1.1	↓	K 1	1	108	4 38.2	-14.30
57	μ Eri 	• 4.0	-1	↓	B 5	-2	500	4 45.5	-3.25
67	β Eri 	• 2.8	0.2	↓	A 3	1	.. Cursa ..	89	5 07.9	-5.09
	ε Col 	• 3.9	1.1	↓	K 1	-1	270	5 31.2	-35.47
	α Col 	• 2.6	-1	↓	B 7	-2	.. Phact ..	260	5 39.6	-34.07
	β Col 	• 3.1	1.2	↓	K 1	1	86	5 51.0	-35.77
	γ Col 	• 4.4	-2	↓	B 2	-3	850	5 57.5	-35.28
	δ Col 	• 3.9	0.9	↓	G 5	0	235	6 22.1	-33.44

BINARY	Position	V-Mag.	B–V	Te.	Sep.	PA	Vis.	Comment on o ² Eri
α For		• 4.0	6.9	0.5	0.8	11'5"	5.1	• 
		• 4.8	6.1	0.9	0.1	2012	5.3	• 
		• 4.9	8.0	1.2	0.7	2020	5.5	• 
32 Eri		• 4.8	6.1	0.9	0.1	11	6.9	• 
39 Eri		• 4.9	8.0	1.2	0.7	11	6.4	• 
40 o ² Eri		• 4.4	9.5	0.8	0.0	11	83.4	• 

Its companion is the most easily observable white dwarf and the smallest star in this catalog; diameter only 20000km, 12000miles.



NEBULA	Position	v-Mag.	Size	Shape	Type	Vis.	Dist.	R.A.	Dec.
M45	Tau	1½	11/□' 100'	○ r n	OC		400 ly	3 ^h 47 ^m .0	24°12'
Hyades ...	Tau	1	11	300	○ m	OC		150	4 28 16.5
1647	Tau	6½	14	40	○ m	OC		1 800	4 46.0 19.07
1952 M1	Tau	8	11	6	0 Fi	DN		6 000	5 34.5 22.02

M45 **Pleiades, Seven Sisters**, marvelous with unaided eye or binoculars, Meropé's reflection nebula NGC1435 visible under darkest sky.


Hyades ... Only impressive with unaided eye or opera glasses, scattered stars, the closest and brightest star cluster, Aldebaran is a foreground star.

1647

1952 M1 **Crab Nebula**, difficult in binoculars, elongated, irregular in a telescope, a nebula filter helps, the remnant of the supernova in 1054.

STAR	Position	V-Mag.	B-V	Te.	Sp.	Abs.	Name	Dist.	R.A.	Dec.
1 <i>o</i>	Tau	• 3.6	0.9	↓	G8 -1 ^M	} Sep. 55' •	}	220 ly	3 ^h 24 ^m .8	9°03'
2 <i>ξ</i>	Tau	• 3.7	-1	↓	B9 0			220	3 27.2	9.73
17	Tau	• 3.7	-1	↓	B6 -2	Electra	} in	400	3 44.9	24.11
19	Tau	• 4.3	-1	↓	B6 -1	Taygeta		400	3 45.2	24.47
20	Tau	• 3.8	-1	↓	B8 -2	Maia	} M ⁴⁵	400	3 45.8	24.37
23	Tau	• 4.1	-1	↓	B6 -1	Merope		400	3 46.3	23.95
25 <i>η</i>	Tau	• 2.8	-1	↓	B7 -3	Alcyone	400	3 47.5	24.11	
27	Tau	• 3.6	-1	↓	B8 -2	Atlas	400	3 49.2	24.06	
28 BU	Tau	• 4.9-5.2	-1	↓	B7 -1	Pleione	400	3 49.2	24.14	
35 <i>λ</i>	Tau	• 3.4-3.9	-1	↓	B3 -2	360	4 00.7	12.49	
38 <i>ν</i>	Tau	• 3.9	0.0	↓	A1 1	132	4 03.2	5.99	
47	Tau	• 4.8	* 0.8	↓	G5 0	350	4 13.9	9.26	
54 <i>γ</i>	Tau	• 3.6	1.0	↓	G8 0	} in Hyades	155	4 19.8	15.63	
61 <i>δ</i> ¹	Tau	• 3.8	1.0	↓	G8 0		155	4 22.9	17.54	
68 <i>δ</i> ³	Tau	• 4.3	* 0.0	↓	A2 1	} Sep. 5.7' •	150	4 25.5	17.93	
74 <i>ε</i>	Tau	• 3.5	1.0	↓	K0 0		155	4 28.6	19.18	
77 <i>ϑ</i> ¹	Tau	• 3.8	1.0	↓	K0 0	} Sep. 5.7' •	155	4 28.6	15.96	
78 <i>ϑ</i> ²	Tau	• 3.4	0.2	↓	A7 0		155	4 28.7	15.87	
88	Tau	• 4.2	* 0.2	↓	A5 1	150	4 35.7	10.16	
87 <i>α</i>	Tau	• 0.9	1.5	↓	K5 -1	Aldebaran	66	4 35.9	16.51	
94 <i>τ</i>	Tau	• 4.2	* -1	↓	B3 -1	400	4 42.2	22.96	
112 <i>β</i>	Tau	• 1.7	-1	↓	B7 -1	Elnath, Nath	130	5 26.3	28.61	
118	Tau	• 5.5	* 0.0	↓	B9 -1	500	5 29.3	25.15	
123 <i>ζ</i>	Tau	• 3.0	-2	↓	B4 -3	400	5 37.6	21.14	

BINARY	Position	V-Mag.	B-V	Te.	Sep.	PA	Vis.	VARIABLE STAR
47	Tau	• 4.9	7.3	0.8 0.8		1.3		28 BU Tau • irregular
68 <i>δ</i> ³	Tau	• 4.4	7.6	0.0 0.6		1.5		35 <i>λ</i> Tau •
88	Tau	• 4.3	7.8	0.2 0.5		69.6	•	Period 3.95295 d
94 <i>τ</i>	Tau	• 4.3	7.1	-1 0.1		62.9	•	Min. 2454000.1
118	Tau	• 5.9	6.7	-1 0.1		4.7	•	2nd min. mag. 3.6



E4

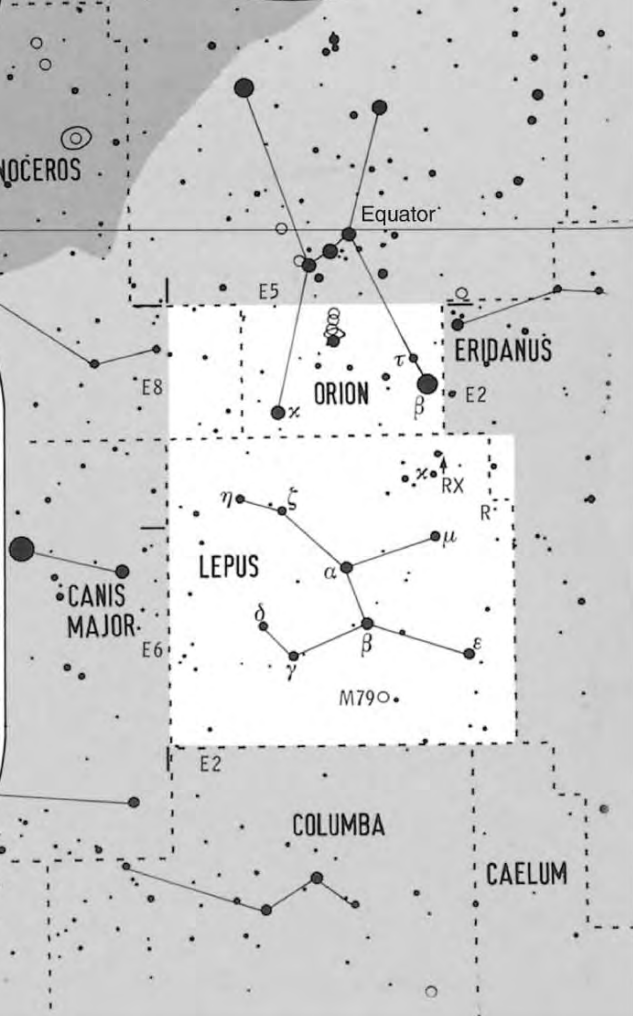

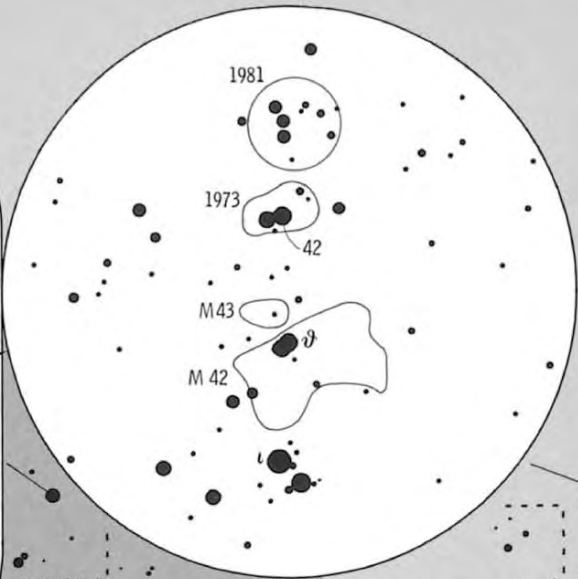
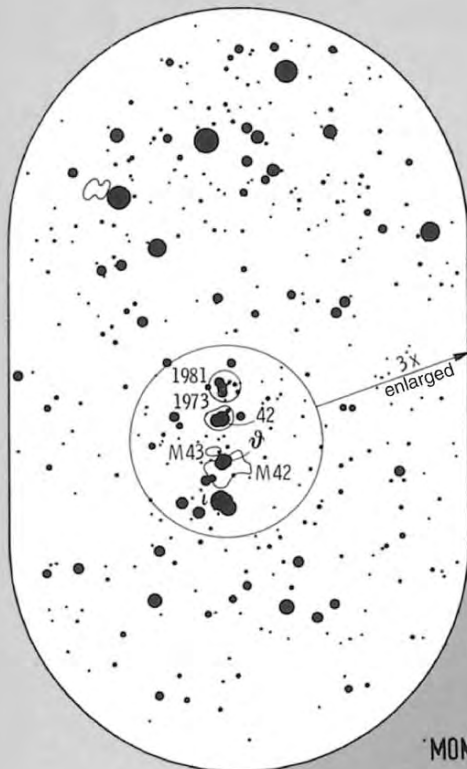
NEBULA	Position	v-Mag.	Size	Shape	Type	Vis.	Dist.	R.A.	Dec.
1904 M79	Lep	8	12/□'	6'	○ V	GC		40 000 ly	5 ^h 24 ^m .2 -24°.53
1981	Ori	4½	11	25	○ p n	OC		1 400	5 35.2 -4.43
1973	Ori	8	14	20	○ Re	DN		1 400	5 35.3 -4.81
1976 M42	Ori	3½	11	40	○ Em	DN		1 400	5 35.6 -5.43
1982 M43	Ori	8	13	12	○ Em	DN		1 400	5 35.6 -5.27

1904 M79 Very difficult to resolve, well concentrated, far outside our galaxy.
 1981 Only a few bright stars, which are hard to recognize as a cluster.
 1973 Dim difficult object, the three sections are NGC 1973, 1975, 1977.
 1976 M42 **Orion Nebula**, primary nebula of all diffuse nebulae, impressive in every scope; dust clouds, bright arcs, and embedded stars are fantastic, color blue-green, contains famous trapezium; to an experienced observer a telescope can show more details than many photographs.
 1982 M43 The northern part of the Orion Nebula, separated by a dust cloud.

STAR	Position	V-Mag.	B-V	Te.	Sp.	Abs.	Name	Dist.	R.A.	Dec.		
R	Lep	6.0-9.7	3.4	•	C 7	-2 ^M	1 000 ly	4 ^h 59 ^m .6	-14°.81		
2 ε	Lep	• 3.2	1.5	↓	K 4	-1	220	5 05.5	-22.37		
RX	Lep	• 5.2-6.0	1.4	↓	M 6	-1	450	5 11.4	-11.85		
5 μ	Lep	• 3.2-3.4	-1	↓	B 9	-1	185	5 12.9	-16.21		
4 κ	Lep	• 4.4	★	-1	↓	B 7	-2	550	5 13.2	-12.94	
19 β	Ori	• 0.1	★	0.0	↓	B 8	-7	..	Rigel ..	800	5 14.5	-8.20
20 τ	Ori	• 3.6	-1	↓	B 5	-2	500	5 17.6	-6.84		
9 β	Lep	• 2.8	0.8	↓	G 5	-1	..	Nihal ..	160	5 28.2	-20.76	
11 α	Lep	• 2.6	0.2	↓	F 0	-6	..	Arneb ..	1 400	5 32.7	-17.82	
41 ϑ	Ori	• 4.0	★	0.0	↓	O 7	-4	41 and 43 Ori	1 400	5 35.3	-5.40	
42,45	Ori	• 4.1	★	0.0	↓	B 2	-4	in NGC 1973	1400, 380	5 35.4	-4.84	
44 ι	Ori	• 2.8	★	-2	↓	O 9	-6	1 400	5 35.4	-5.91	
13 γ	Lep	• 3.5	★	0.5	↓	F 7	4	29.2	5 44.5	-22.45	
14 ζ	Lep	• 3.6	0.1	↓	A 2	2	70	5 47.0	-14.82		
53 κ	Ori	• 2.1	-2	↓	B 0	-5	..	Saiph ..	750	5 47.8	-9.67	
15 δ	Lep	• 3.8	1.0	↓	G 8	1	113	5 51.3	-20.88		
16 η	Lep	• 3.7	0.3	↓	F 1	3	49	5 56.4	-14.17		

BINARY	Position	V-Mag.	B-V	Te.	Sep.	PA	Vis.	VARIABLE	STAR
4 κ	Lep	• 4.4	7.1	-1	0.3		2.1	•	
19 β	Ori	• 0.1	6.8	0.0	0.0		9.5	•	
41 ϑ	Ori	• 4.6	4.8	★	0.0	-1		140.0	•
41 ϑ ¹	Ori	• 5.1	6.7	0.0	0.1		13.4	•	
Trapezium		"	6.7	"	0.0	↓	12.7	•	
		8.0	"	0.2	"	↓	8.7	•	
43 ϑ ²	Ori	• 5.1	6.4	-1	-1		52.4	•	
42,45	Ori	• 4.6	5.2	-2	0.3		252	•	
44 ι	Ori	• 2.8	6.9	-2	-1		11.3	•	
13 γ	Lep	• 3.6	6.2	0.5	0.9		97.3	•	

R Lep
 Period ≈ 435 d
 Max. ≈ 2454314
 Min. Max. + 200
 Extrema 5.5-11.7
 The reddest star.
 RX Lep irregular
 Period 60-90 d
 Extrema 5.0-7.4
 5 μ Lep irregular


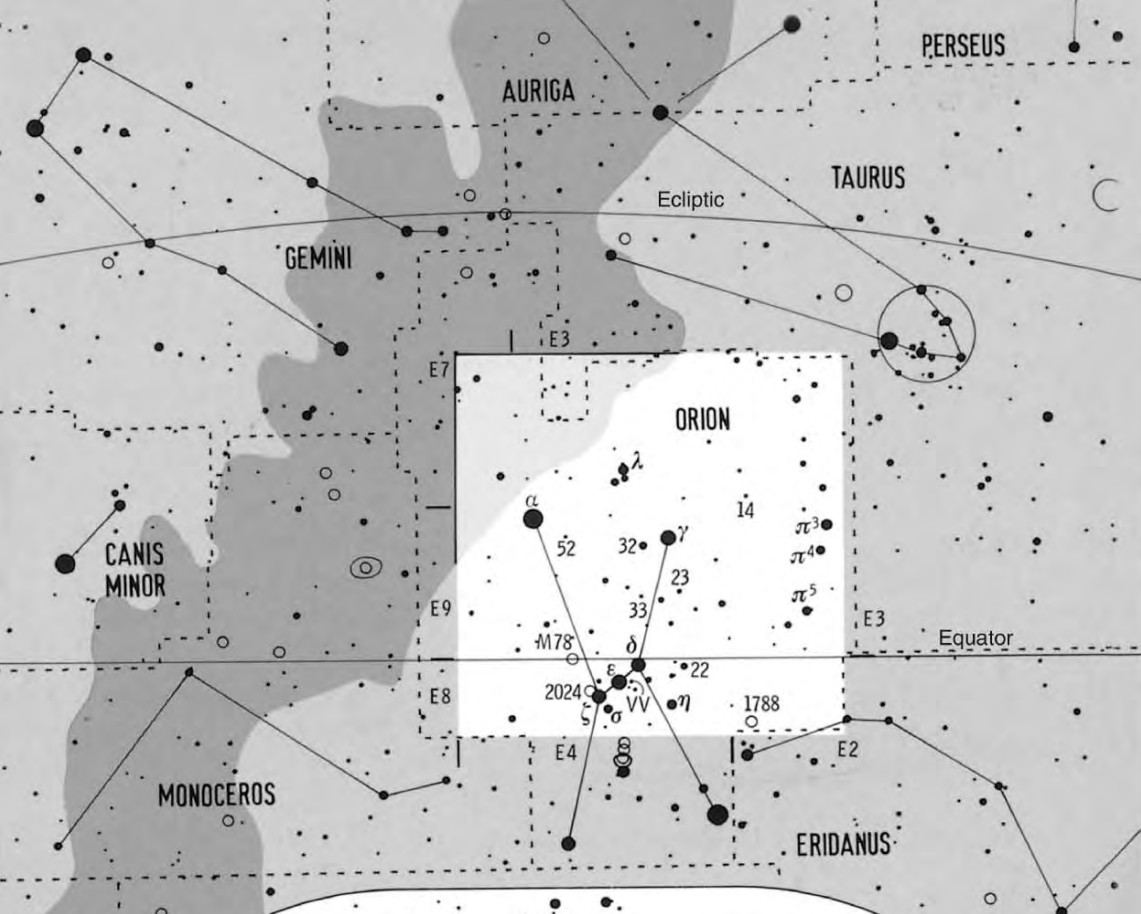


NEBULA	Position	v-Mag.	Size	Shape	Type	Vis.	Dist.	R.A.	Dec.
1788 Ori		9 12/□'	6'	0 Re	DN		1 400 ly	5 ^h 06 ^m .9 -3°35'
2024 Ori		7½ 13	20	0 Em	DN		1 200	5 41.5 -1.87
2068	M78 Ori		8 12	7	0 Re	DN		1 200	5 46.7 0.07

1788 A rare reflection nebula, very hard object, embedded mag. 10.1 star.
 2024 Relatively bright and rich in features, but Alnitak outshines it, needs clean optics, nebula filter helps, best if Alnitak is outside field of view.
 2068 M78 Brightest reflection nebula, appears like a comet, dark dust features, two embedded stars; 15' north is mag. 10 reflection nebula NGC 2071.

STAR	Position	V-Mag.	B-V	Te.	Sp.	Abs.	Name	Dist.	R.A.	Dec.
1	π ³ Ori		• 3.2	0.5	↓	F 6	4 ^M	26.2 ly	4 ^h 49 ^m .8	6°96'
3	π ⁴ Ori		• 3.7	-2	↓	B 2	-4	1 100	4 51.2	5.61
8	π ⁵ Ori		• 3.7	-2	↓	B 2	-4	1 100	4 54.3	2.44
14	Ori		• 5.3	★ 0.3	↓	A 0	2	180	5 07.9	8.50
22	Ori		• 4.4	★ -2	↓	B 2	-4	1 200	5 21.7	-0.39
23	Ori		• 4.9	★ -1	↓	B 1	-3	1 200	5 22.8	3.55
28	η Ori		• 3.3-3.6★	-2	↓	B 1	-5	1 200	5 24.5	-2.40
24	γ Ori		• 1.6	-2	↓	B 2	-3 . Bellatrix .	240	5 25.1	6.35
32	Ori		• 4.2	★ -1	↓	B 5	-1	300	5 30.8	5.95
33	Ori		• 5.4	★ -2	↓	B 2	-3	1 200	5 31.2	3.29
34	δ Ori		• 2.2	★ -2	↓	O 9	-6 . Mintaka .	1 200	5 32.0	-0.30
VV	Ori		• 5.3-5.7	-2	↓	B 1	-3	1 200	5 33.5	-1.16
39	λ Ori		• 3.4	★ -2	↓	O 8	-5	1 200	5 35.1	9.93
46	ε Ori		• 1.7	-2	↓	B 0	-6 . Alnilam .	1 200	5 36.2	-1.20
48	σ Ori		• 3.6	★ -2	↓	O 9	-4	1 200	5 38.8	-2.60
50	ζ Ori		• 1.7	★ -2	↓	O 9	-6 . Alnitak .	1 200	5 40.8	-1.94
52	Ori		• 5.3	★ 0.2	↓	A 5	0	450	5 48.0	6.45
58	α Ori		• 0.3-0.9	1.8	↓	M 2	-5 Betelgeuse	350	5 55.2	7.41

BINARY	Position	V-Mag.	B-V	Te.	Sep.	PA	Vis.	VARIABLE STAR
14	Ori		• 5.8 6.6	0.3 0.3	'5	0.8	•	28 η Ori
					2020	1.0	•	Period 7.98928 d
22	Ori		• 4.7 5.7	-2 -1		241.9	•	Min. 2454006.51
23	Ori		• 5.0 7.2	-1 -1		32.0	•	Eclipse 15 hours
28	η Ori		• 4 4.9	-2 -2		1.7	•	Binary star mag.
32	Ori		• 4.5 5.8	-1 -1	'5	1.2	•	3.6-5.0 and 4.9.
					2020	1.3	•	VV Ori
33	Ori		• 5.8 6.9	-2 -1		1.9	•	Period 1.485376 d
34	δ Ori		• 2.2 6.8	-2 -2		52.4	•	Min. 2454000.45
39	λ Ori		• 3.6 5.5	-2 -2		4.3	•	Eclipse 6 hours
48	σ Ori		• 3.8 6.6	-2 -2		41.5	•	58 α Ori
			• " 6.6	" -2	↓	12.9	•	semireg.
50	ζ Ori		• 1.9 4.0	-2 -2		2.4	•	Periods 420 d
52	Ori		• 6.0 6.0	0.1 0.3		1.0	•	and ≈ 6 years
								Extrema 0.0-1.3



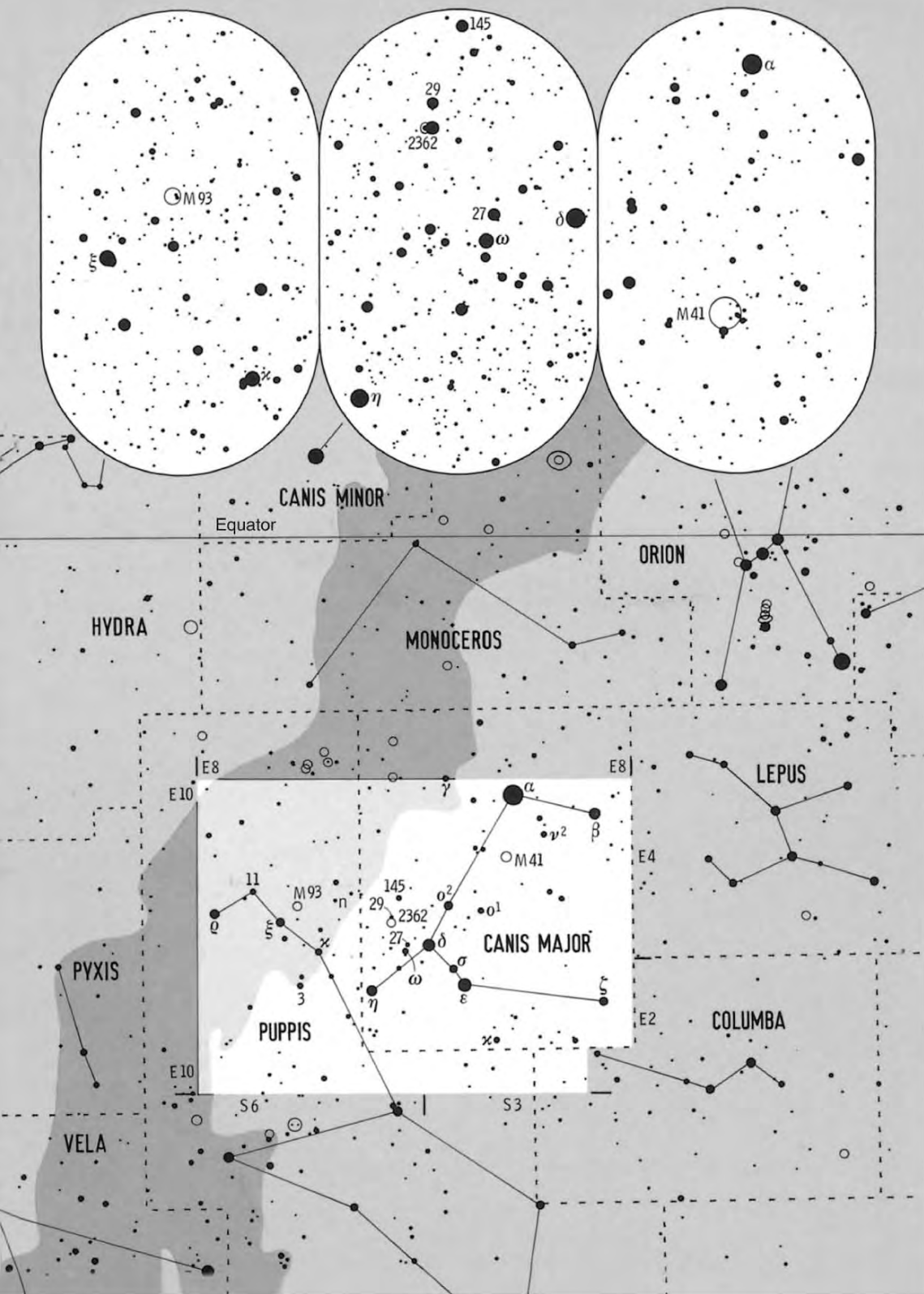
E6

NEBULA	Position	v-Mag.	Size	Shape	Type	Vis.	Dist.	R.A.	Dec.
2287 M41	CMa	5	12/□' 30'	○ m	OC		2500 ly	6 ^h 46 ^m .2	-20 ^o .73
2362	CMa	4	7 6	○ p	OC		5000	7 18.7	-24.93
2447 M93	Pup	6½	12 15	○ m	OC		4000	7 44.6	-23.86

- 2287 M41 Nicely resolved in binoculars, an excellent object for small scopes, even visible with the unaided eye as a glow, not too impressive in a telescope, contains few faint stars, a binary is on the northwest side.
- 2362 In binoculars, the mag. 4.4 star τ CMa almost outshines faint background glow of mag. 6 ($9\frac{1}{10}\overline{\text{TV}}$); well resolved in a telescope, triangular.
- 2447 M93 Binoculars resolve a few bright stars within a nebulous background; a telescope resolves fainter stars well; three parallel chains of stars.

STAR	Position	V-Mag.	B-V	Te.	Sp.	Abs.	Name	Dist.	R.A.	Dec.
1 ζ	CMa	● 3.0	* -2	↓	B3 -2 ^M	. Phurud	350,800 ly	6 ^h 20 ^m .3	-30 ^o .06	
2 β	CMa	● 2.0	-2	↓	B1 -4	. Mirzam	500	6 22.7	-17.96	
7 ν^2	CMa	● 4.0	1.0	↓	K1 2	65	6 36.7	-19.26	
9 α	CMa	● -1.5	0.0	↓	A0 1 Sirius	8.6	6 45.1	-16.72	
13 κ	CMa	● 3.5-4.0*	-1	↓	B2 -4	800	6 49.8	-32.51	
16 ρ^1	CMa	● 3.8-4.0	1.7	↓	K3 -5	2000	6 54.1	-24.18	
21 ε	CMa	● 1.5	* -2	↓	B2 -4	. Adhara	430	6 58.6	-28.97	
22 σ	CMa	● 3.5	1.7	↓	K7 -4	1200	7 01.7	-27.93	
24 ρ^2	CMa	● 3.0	-1	↓	B3 -7	2500	7 03.0	-23.83	
23 γ	CMa	● 4.1	-1	↓	B8 -1	400	7 03.8	-15.63	
25 δ	CMa	● 1.8	0.7	↓	F8 -7 Wezen	2000	7 08.4	-26.39	
27	CMa	● 4.4-4.7	-2	↓	B3 -4	. EW CMa	1500	7 14.3	-26.35	
28 ω	CMa	● 3.8-4.0	-1	↓	B2 -4	1000	7 14.8	-26.77	
145	CMa	● 4.5	* 1.1	↓	K1 -4	2000,250	7 16.6	-23.31	
29	CMa	● 4.8-5.3	-1	↓	O7 -7 UW CMa	5000	7 18.7	-24.56	
31 η	CMa	● 2.4	* -1	↓	B5 -7	Aludra	2500,600	7 24.1	-29.30	
n	Pup	● 5.1	* 0.4	↓	F6 3	95	7 34.3	-23.47	
k κ	Pup	● 3.8	* -2	↓	B5 -2	450	7 38.8	-26.80	
3	Pup	● 3.9	0.2	↓	A2 -7	5000	7 43.8	-28.96	
7 ξ	Pup	● 3.2	* 1.1	↓	G5 -5	Aspidiske	1200,350	7 49.3	-24.86	
11	Pup	● 4.2	0.7	↓	F7 -2	500	7 56.9	-22.88	
15 ρ	Pup	● 2.8	0.5	↓	F5 1	63	8 07.5	-24.30	

BINARY	Position	V-Mag.	B-V	Te.	Sep.	PA	Vis.	VARIABLE STAR	
1 ζ	CMa	● 3.0	7.7	-2	1.1	175"	●	13 κ CMa	● irregular
13 κ	CMa	● 4	6.8	-2	-1	265.4	●	16 ρ^1 CMa	● irregular
21 ε	CMa	● 1.5	7.5	-2	0.1	7.5	●	27 EW CMa	● irregular
145	CMa	● 4.8	6.0	1.7	0.3	27	●	28 ω CMa	● irregular
31 η	CMa	● 2.4	6.9	-1	0.0	179	●	Extrema	3.6-4.2
n	Pup	● 5.8	5.9	0.4	0.4	9.8	●	29 UW CMa	●
k κ	Pup	● 4.5	4.6	-2	-1	9.9	●	Period	4.3934 d
7 ξ	Pup	● 3.3	5.3	1.2	0.8	288	●	Min.	2454000.6



E7

Equator, Ecliptic Winter Constellations

NEBULA	Position	v-Mag.	Size	Shape	Type	Vis.	Dist.	R.A.	Dec.
2129	Gem	7	10/□'	5'	○ p	OC	6000 ly	6 ^h 01 ^m .0	23°30'
2168 M35	Gem	5	12	30	○ r	OC	3000	6 08.9	24.33
2175	Ori	7	13	20	○ p n	OC	6000	6 09.8	20.40
2261	Mon	9½	10	1.8	∅ Re	DN	3000	6 39.2	8.74
2264	Mon	4	9	15	∅ p n	OC	1000	6 41.1	9.88
2392	Gem	9	8	0.8	○ D	PN	2500	7 29.2	20.91

- 2129 Recognizable as a cluster in a telescope, very sparse, inconspicuous.
 2168 M35 Near the limit of the unaided eye, bright glow with some stars in binoculars, nicely resolved in a telescope, impressive at low power.
 2175 Very inconspicuous; 10' north is the dim diffuse nebula NGC 2174.
 2261 **Hubble's Variable Nebula**, variable within days, some detail visible in a telescope at high power; it looks almost like a comet.
 2264 **Christmas Tree**, elongated, one mag. 4.7 star, others mag. 8–10.
 2392 **Eskimo Nebula**, bright green disk, irregularly bright central region; the mag. 10.5 central star is clearly visible at high power.

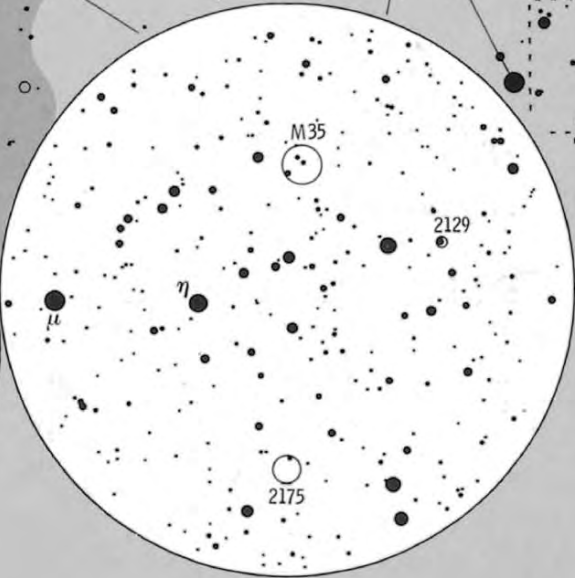
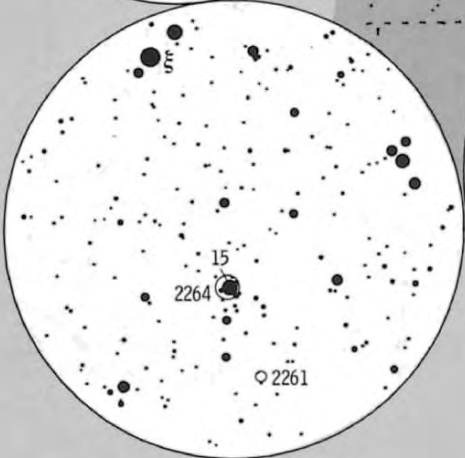
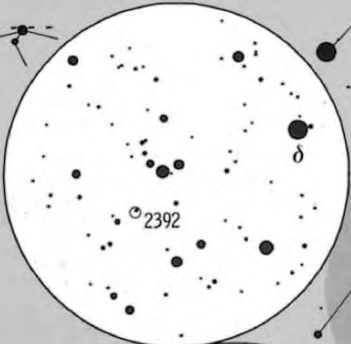
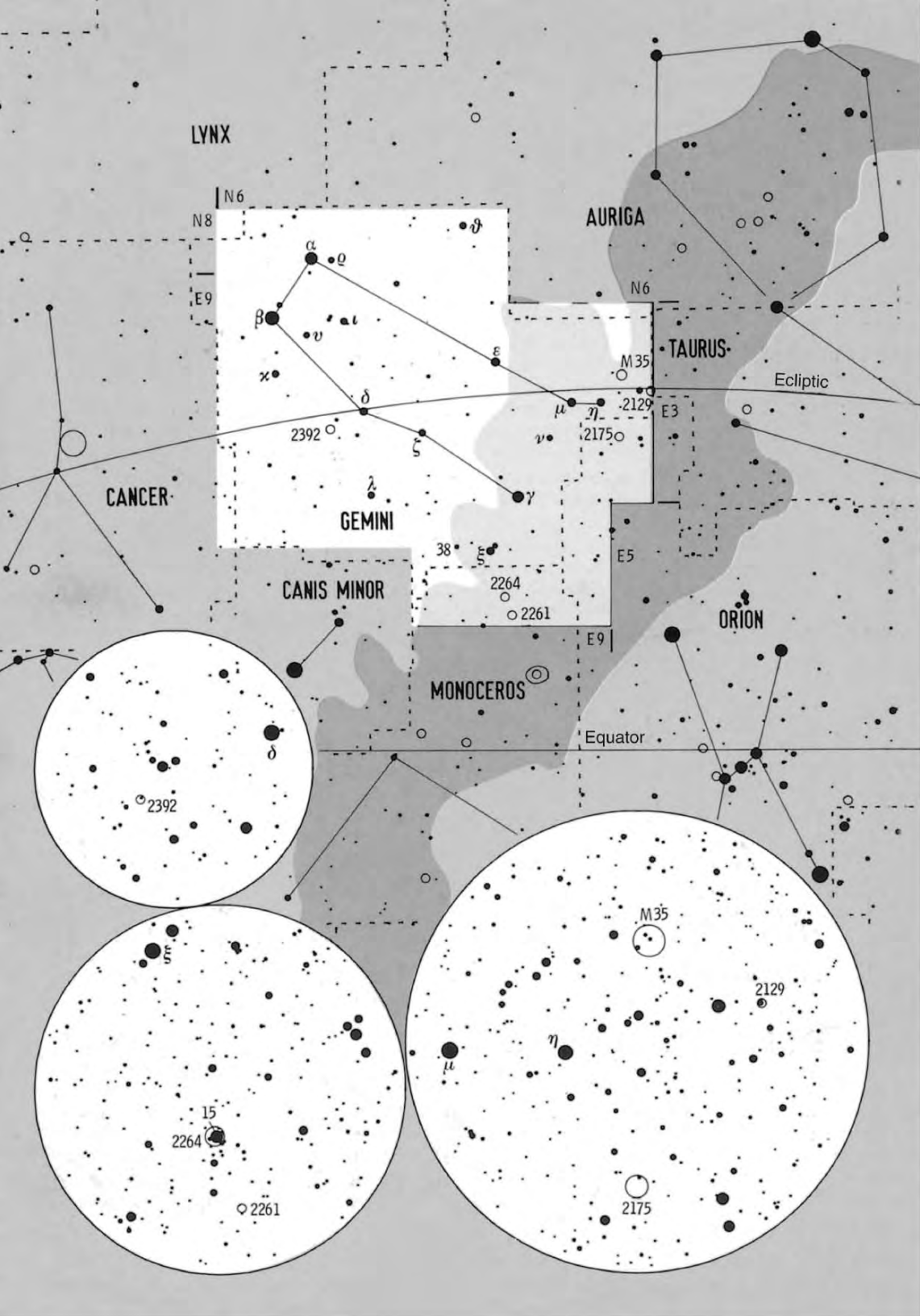
STAR	Position	V-Mag.	B-V	Te.	Sp.	Abs.	Name	Dist.	R.A.	Dec.
7 η	Gem	• 3.2–3.4	1.6	↓	M3	-2 ^M	Tejat Prior	350 ly	6 ^h 14 ^m .9	22°51'
13 μ	Gem	• 2.9	1.6	↓	M3	-1	Tejat Posterior	230	6 23.0	22.51
18 ν	Gem	• 4.1	-1	↓	B6	-2	450	6 29.0	20.21
24 γ	Gem	• 1.9	0.0	↓	A0	-1	. Alhena .	105	6 37.7	16.40
15	Mon	• 4.6 *	-2	↓	O7	-3	in NGC 2264	1000	6 41.0	9.90
27 ε	Gem	• 3.1	1.4	↓	G8	-4	. Mebsuta .	900	6 43.9	25.13
31 ξ	Gem	• 3.4	0.4	↓	F5	2	57	6 45.3	12.90
34 ∅	Gem	• 3.6	0.1	↓	A3	0	195	6 52.8	33.96
38	Gem	• 4.7 *	0.3	↓	F0	2	90	6 54.6	13.18
43 ζ	Gem	• 3.6–4.2*	0.9	↓	G3	-4	Mekbuda	1000, 90	7 04.1	20.57
54 λ	Gem	• 3.6	0.1	↓	A3	1	94	7 18.1	16.54
55 δ	Gem	• 3.5	0.4	↓	F0	2	.. Wasat ..	59	7 20.1	21.98
60 ι	Gem	• 3.8	1.0	↓	G9	1	125	7 25.7	27.80
62 ρ	Gem	• 4.2	0.3	↓	F0	3	60	7 29.1	31.78
66 α	Gem	• 1.6 *	0.0	↓	A2	1	.. Castor ..	52	7 34.6	31.89
69 ν	Gem	• 4.1	1.5	↓	M0	0	240	7 35.9	26.90
77 κ	Gem	• 3.6	0.9	↓	G8	0	145	7 44.4	24.40
78 β	Gem	• 1.1	1.0	↓	K0	1	.. Pollux ..	33.5	7 45.3	28.03

BINARY	Position	V-Mag.	B-V	Te.	Sep.	PA	Vis.
15	Mon	• 4.7	7.7	-2	0.0	∥	2.9 •
38	Gem	• 4.7	7.7	0.3	0.7	∥	7.3 •
43 ζ	Gem	• 4	7.6	0.9	0.6	∥	101 •
66 α	Gem	• 1.9	2.9	0.0	0.1	∥	'5 4.3 •

2025 ↑
2000 ↓

2010	4.7	•	
2015	5.0	•	
2020	5.3	•	

VARIABLE	STAR
7 η	Gem • semireg. Period 232.9 d
	Min. ≈ 2454030
	Extrema 3.2–3.9
43 ζ	Gem •
	Period 10.1508 d
	Max. 2454007.5

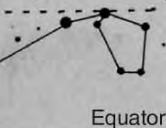


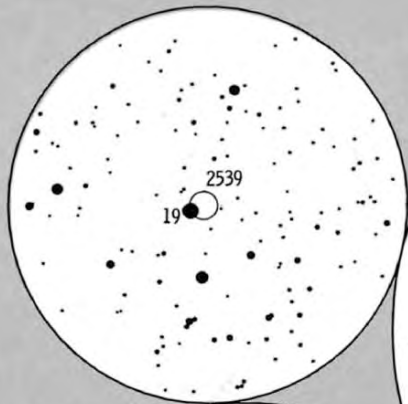


NEBULA	Position	v-Mag.	Size	Shape	Type	Vis.	Dist.	R.A.	Dec.
2323 M50	Mon	6½	12/□' 15'	○ r	OC		3000 ly	7 ^h 02 ^m .8	-8°35'
2360	CMa	7½	12	○ m	OC		5000	7 17.8	-15.63
2359	CMa	9	13	○ Em	DN		12000	7 18.5	-13.23
2422 M47	Pup	4½	11	○ m	OC		1700	7 36.6	-14.50
2423	Pup	7	13	○ m	OC		2500	7 37.1	-13.87
2437 M46	Pup	6	13	○ r	OC		5000	7 41.8	-14.82
2438	Pup	11	11	1.0	○ R	PN	4000	7 41.8	-14.74
2539	Pup	7	13	○ m	OC		4000	8 10.7	-12.83

- 2323 M50 Brightest stars resolved in binoculars, fully resolved in a telescope, leaves best impression at low power, quite asymmetric, dark center.
- 2360 A glow in binoculars, even in a telescope not completely resolved, distinct central elongated core, asymmetric shape, chains of stars.
- 2359 Contains a few stars, diffuse nebula is near the limit of binoculars, oval in a telescope, interesting detail visible through a nebula filter.
- 2422 M47 Impressive cluster in binoculars, no better in a telescope, visible with the unaided eye as a dim glow, contains mostly bright stars.
- 2423 Consists of faint stars, some of which are binaries, not resolved in binoculars, quite symmetric, low contrast to the rich background.
- 2437 M46 Bright large oval glow in binoculars, impressive number of stars in a telescope, very rich in faint stars, uniform distribution of stars.
- 2438 In northern part of M46, dim, needs high power or a nebula filter.
- 2539 Difficult in binoculars, excellent in a telescope, several stellar condensations, irregular circumference; it contains about 100 stars.

STAR	Position	V-Mag.	B-V	Te.	Sp.	Abs.	Name	Dist.	R.A.	Dec.
5 γ	Mon	• 4.0	1.3	↓	K3	-3 ^M	650 ly	6 ^h 14 ^m .9	-6°27'
11 β	Mon	• 3.7	* -1	↓	B3	-3	650	6 28.8	-7.03
14 ϑ	CMa	• 4.1	1.4	↓	K4	0	240	6 54.2	-12.04
18 μ	CMa	• 5.0	* 1.2	↓	G3	-2	800	6 56.1	-14.04
22 δ	Mon	• 4.2	0.0	↓	A2	-1	370	7 11.9	-0.49
U	Mon	• 5.6-7.6	1.0	↓	G7	-5	3000	7 30.8	-9.78
26 α	Mon	• 3.9	1.0	↓	K0	1	145	7 41.2	-9.55
2	Pup	• 5.7	* 0.1	↓	A4	0	350	7 45.5	-14.69
5	Pup	• 5.5	* 0.5	↓	F5	3	100	7 47.9	-12.19
29 ζ	Mon	• 4.4	1.0	↓	G2	-5	2000	8 08.6	-2.98
19	Pup	• 4.7	0.9	↓	K0	1	near NGC2539	185	8 11.3	-12.93

BINARY	Position	V-Mag.	B-V	Te.	Sep.	PA	Vis.	VARIABLE STAR	
11 β	Mon	• 3.8	* 7.6	-1 0.0		248"	•	U Mon	semireg.
		• 4.5	* 4.6	-1 -1		8.3	•		Period 92 d
		• 5.1	* 5.4	-1 -1		3.0	•		Pulsating star as
18 μ	CMa	• 5.1	7.4	1.4 0.1		2.8	•		Mira type stars,
2	Pup	• 6.1	6.9	0.1 0.3		16.8	•		light curve similar
5	Pup	• 5.7	7.4	0.5 0.7		1.4	•		to β Lyrae type.



Equator

HYDRA

E9

CANIS MINOR

GEMINI

E9

TAURUS

ORION

MONOCEROS

E10

α

δ

δ

M50

β

γ

E4

2539

5

.2

M46

2438

M47

2423

μ_4

2359

M46

2360

δ

μ_4

CANIS MAJOR

E6

PUPPIS

PYXIS

LEPUS

COLUMBA

E9 _____ Equator, Ecliptic _____ Winter–Spring Constellations

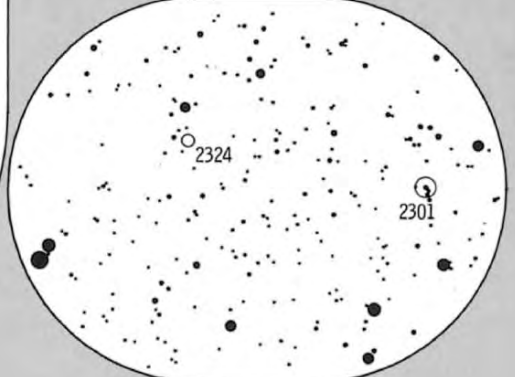
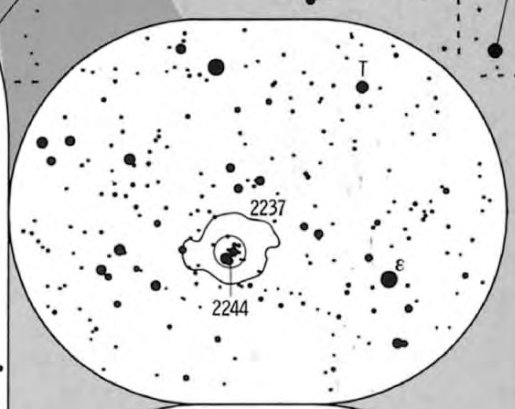

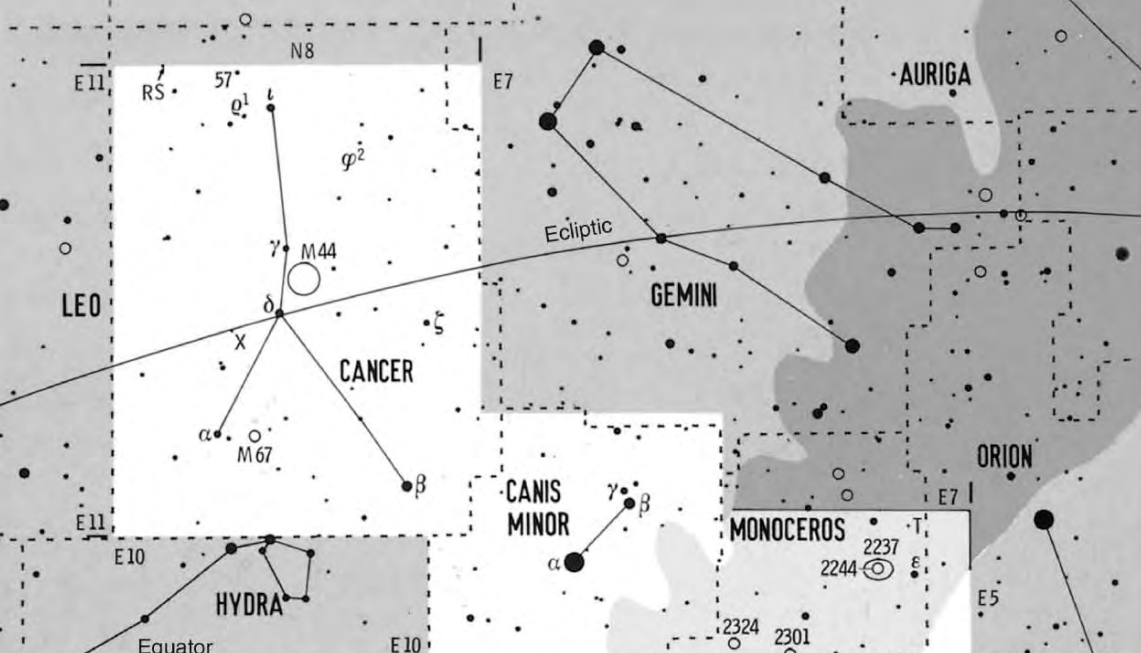
NEBULA	Position	v-Mag.	Size	Shape	Type	Vis.	Dist.	R.A.	Dec.
2237 Mon		6	14/□' 80'	0 Em	DN		5 000 ly	6 ^h 32 ^m .3 5 ^o .00
2244 Mon		5	12 25	0 p n	OC		5 000	6 32.4 4.87
2301 Mon		6	11 15	0 m	OC		2 500	6 51.8 0.47
2324 Mon		8½	13 7	0 r	OC		12 000	7 04.2 1.05
2632	M44 Cnc		3½	13 80	0 m	OC		580	8 40.1 19.75
2682	M67 Cnc		7	13 20	0 r	OC		2 500	8 51.4 11.82

- 2237 **Rosette Nebula**, requires dark sky, best in binoculars or in a telescope at low power, nebula filter recommended (NGC 2237–39, 2246).
- 2244 In Rosette Nebula, fine in binoculars, no better in a telescope.
- 2301 Partially resolved in binoculars, completely resolved in a telescope, conspicuous chains of stars arranged in the direction north–south.
- 2324 Well visible only in a telescope, shows an impressive number of stars.
- 2632 M44 **Praesepe, Beehive**, easily visible with the unaided eye as a glow, impressive in binoculars, for a telescope with a wide field of view.
- 2682 M67 Large nebula in binoculars, beautifully resolved in a telescope.







STAR	Position	V-Mag.	B–V	Te.	Sp.	Abs.	Name	Dist.	R.A.	Dec.
8	ε Mon		• 4.3	★ 0.2	↓	A6 1 ^M	128 ly	6 ^h 23 ^m .8	4 ^o .59
	T Mon		• 5.6–6.6	1.0	↓	G8 –6	6 000	6 25.2	7.09
3	β CMi		• 2.9	–1	↓	B8 –1	. Gomeisa .	170	7 27.2	8.29
4	γ CMi		• 4.3	1.4	↓	K3 –1	400	7 28.2	8.93
10	α CMi		• 0.4	0.4	↓	F5 3	. Procyon .	11.4	7 39.3	5.22
16	ζ Cnc		• 4.7	★ 0.5	↓	G0 3	84	8 12.2	17.65
17	β Cnc		• 3.5	1.5	↓	K4 –1	.. Altarf ..	300	8 16.5	9.19
23	φ ² Cnc		• 5.5	★ 0.2	↓	A4 1	280	8 26.8	26.94
43	γ Cnc		• 4.7	0.0	↓	A1 1	Asellus Borealis	160	8 43.3	21.47
47	δ Cnc		• 3.9	1.1	↓	K0 1	Asellus Australis	135	8 44.7	18.15
48	ι Cnc		• 3.9	★ 0.9	↓	G8 –1	300	8 46.7	28.76
55	ρ ¹ Cnc		• 5.3	★ 1.1	↓	K4 –1	55, 53 Cnc	41,800	8 52.5	28.30
57	Cnc		• 5.4	★ 1.0	↓	G8 0	370	8 54.2	30.58
	X Cnc		• 6.0–6.5	3.2	•	C6 –3	2 000	8 55.4	17.23
65	α Cnc		• 4.3	0.1	↓	A5 1	. Acubens .	175	8 58.5	11.86
	RS Cnc		• 5.3–6.3	1.5	↓	M6 0	420	9 10.6	30.96

BINARY	Position	V-Mag.	B–V	Te.	Sep.	PA	Vis.
8	ε Mon		• 4.4 6.6	0.2 0.4	∥∥	12.2	•
16	ζ Cnc		• 5.0★ 6.1	0.5 0.7	∥∥	6.2	•
			5.6 6.0	0.5 0.6	∥∥	5	•
					2012	1.1	•
					2020	1.1	•
23	φ ² Cnc		• 6.2 6.3	0.2 0.2	∥∥	5.2	•
48	ι Cnc		• 4.0 6.5	1.0 0.1	∥∥	30.5	•
55	ρ ¹ Cnc		• 6.0 6.3	0.9 1.5	∥∥	272	•
57	Cnc		• 6.0 6.3	1.0 1.1	∥∥	1.5	•

























VARIABLE	STAR
T	Mon
	Period 27.025 d
	Max. 2454000
	Min. Max. +20
X	Cnc
	semireg.
	Period ≈ 180 d
	Extrema 5.6–7.5
RS	Cnc
	semireg.
	Period ≈ 120 d














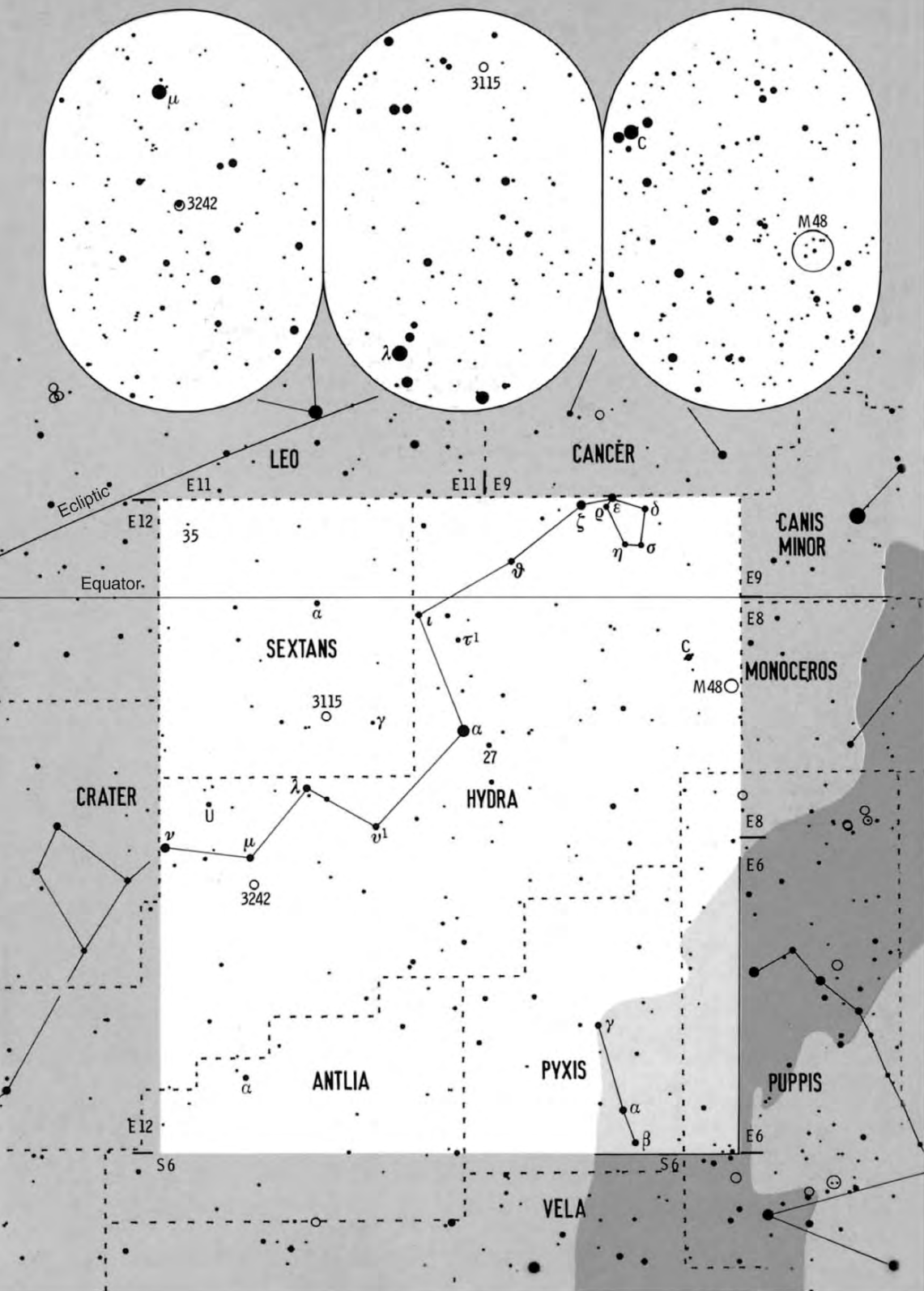
E10 — Equator, Ecliptic — Winter–Spring Constellations

NEBULA	Position	v-Mag.	Size	Shape	Type	Vis.	Dist.	R.A.	Dec.
2548 M48	Hya 	6	13/□' 40'	0 m	OC		2200 ly	8 ^h 13 ^m .8	-5 ^o .80
3115	Sex 	9½	11	5	S0	Glx 	30 M	10 05.2	-7.72
3242	Hya 	8	6	0.6	○ D	PN 	3000	10 24.8	-18.64

- 2548 M48 Fine bright open cluster in binoculars, not much better in a telescope, bright stars and binaries form a central bar aligned north-south; Messier listed its declination as 5° further to the north.
- 3115
- Spindle Galaxy**, spindle shape only recognizable in a telescope at high power; it is a fine edge-on galaxy with a bright elongated core.
- 3242
- Ghost of Jupiter**, similar size and shape as Jupiter, stellar in binoculars, distinct blue-green disk in a telescope, needs high power, high surface brightness; a bright knot lies at its northwest edge.

STAR	Position	V-Mag.	B-V	Te.	Sp.	Abs.	Name	Dist.	R.A.	Dec.
C	Hya 	• 3.9	0.0	↓	A0	1 ^M	125 ly	8 ^h 25 ^m .7	-3 ^o .91
4 δ	Hya 	• 4.1	0.0	↓	A1	0	175	8 37.7	5.70
5 σ	Hya 	• 4.4	1.2	↓	K2	-1	370	8 38.8	3.34
β	Pyx 	• 4.0	0.9	↓	G5	-1	380	8 40.1	-35.31
7 η	Hya 	• 4.3	-2	↓	B3	-1	370	8 43.2	3.40
α	Pyx 	• 3.7	✱ -2	↓	B2	-3	850	8 43.6	-33.19
11 ε	Hya 	• 3.4	✱ 0.7	↓	G0	0	} Sep. 43' •	135	8 46.8	6.42
13 ρ	Hya 	• 4.4	0.0	↓	A0	-1		340	8 48.4
γ	Pyx 	• 4.0	1.3	↓	K3	0	210	8 50.5	-27.71
16 ζ	Hya 	• 3.1	1.0	↓	G8	0	150	8 55.4	5.95
22 ϑ	Hya 	• 3.9	-1	↓	B9	1	125	9 14.4	2.31
27	Hya 	• 4.7	✱ 0.8	↓	G6	0	225	9 20.5	-9.56
30 α	Hya 	• 2.0	1.4	↓	K3	-2	• Alphard	180	9 27.6	-8.66
31 τ ¹	Hya 	• 4.5	✱ 0.5	↓	F7	3	57	9 29.1	-2.77
35 ι	Hya 	• 3.9	1.3	↓	K3	-1	270	9 39.9	-1.14
39 ν ¹	Hya 	• 4.1	0.9	↓	G6	-1	280	9 51.5	-14.85
8 γ	Sex 	• 5.1	0.0	↓	A2	1	260	9 52.5	-8.11
15 α	Sex 	• 4.5	0.0	↓	A0	0	280	10 07.9	-0.37
41 λ	Hya 	• 3.6	1.0	↓	K0	1	115	10 10.6	-12.35
42 μ	Hya 	• 3.8	1.5	↓	K4	-1	250	10 26.1	-16.84
α	Ant 	• 4.3	1.4	↓	K4	-1	360	10 27.2	-31.07
U	Hya 	• 4.7-5.1	3.0	•	C6	-1	500	10 37.6	-13.38
35	Sex 	• 5.8	✱ 1.2	↓	K2	-1	700	10 43.3	4.75
ν	Hya 	• 3.1	1.2	↓	K1	0	138	10 49.6	-16.19

BINARY	Position	V-Mag.	B-V	Te.	Sep.	PA	Vis.	VARIABLE STAR	
α	Pyx 	• 3.7	8.0	-2.0	0.9	↓	106.6	• 	U Hya  • semireg.
11 ε	Hya 	• 3.4	6.9	0.7	0.6	↓↓	2.9	• 	Period 115 d
27	Hya 	• 4.8	7.0	0.9	0.4	↓↓	229.2	• 	Max. ≈ 2454035
31 τ ¹	Hya 	• 4.6	7.2	0.4	0.9	↓↓	65.7	• 	Third of reddest
35	Sex 	• 6.1	7.2	1.2	1.0	↓↓	6.8	• 	stars in catalog.



E11 Equator, Ecliptic Spring Constellations

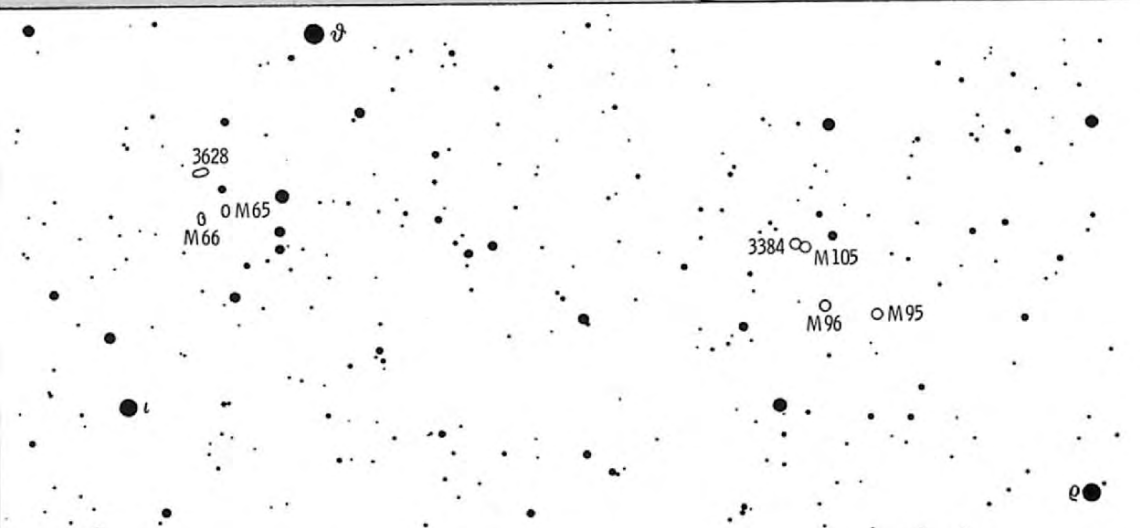
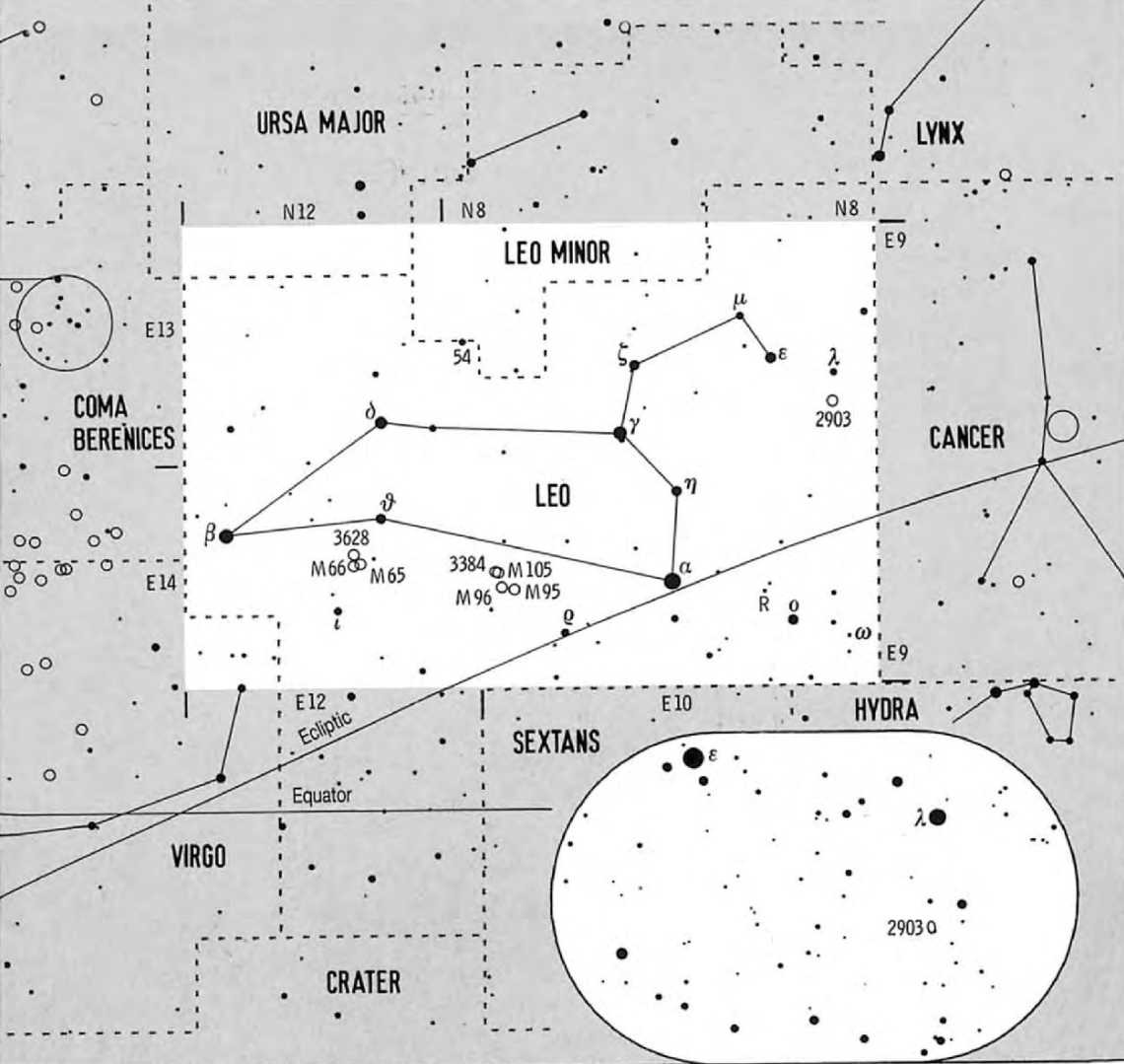
NEBULA	Position	v-Mag.	Size	Shape	Type	Vis.	Dist.	R.A.	Dec.		
2903 Leo		9	13/□'	10'	∅ Sc	Glx		25 Mly	9 ^h 32 ^m .2	21 ^o .50
3351	M95 Leo		10	12	4	∅ Sb	Glx		40 M	10 44.0	11.70
3368	M96 Leo		9½	12	5	∅ Sa	Glx		40 M	10 46.8	11.82
3379	M105 Leo		9½	12	3	∅ E1	Glx		40 M	10 47.8	12.58
3384 Leo		10	12	4	∅ S0	Glx		40 M	10 48.3	12.63
3623	M65 Leo		9½	12	8	∅ Sa	Glx		35 M	11 18.9	13.09
3627	M66 Leo		9	12	6	∅ Sb	Glx		35 M	11 20.2	12.99
3628 Leo		10	12	12	Sb	Glx		35 M	11 20.3	13.59

- 2903 Galaxy with bright oval center, asymmetric, relatively easy to find.
 3351 M95 Stellar core, arms of barred spiral not detectable, 41 west of M96.
 3368 M96 Elongated halo and central area; it contains a bright stellar core.
 3379 M105 Stellar core, more easily visible than M95; it is 48 north of M96.
 3384 Lies only 8' east of M105, stellar core within a featureless nebula.
 3623 M65 Circular central region within a very elongated asymmetric halo.
 3627 M66 At the limit of visibility of binoculars; it is an interesting object in a telescope due to dark irregular dust features; the core is elongated.
 3628 Nicely elongated, a faint dust lane lies along the southern edge.

STAR	Position	V-Mag.	B-V	Te.	Sp.	Abs.	Name	Dist.	R.A.	Dec.	
2	ω Leo		·	5.4	★	0.6	↓ F 9	3 ^M	112ly	9 ^h 28 ^m .5	9 ^o .06
4	λ Leo		·	4.3		1.5	↓ K 5 -1	320	9 31.7	22.97
14	ο Leo		•	3.5		0.5	↓ A 5 0	134	9 41.2	9.89
17	ε Leo		•	3.0		0.8	↓ G 0 -2	260	9 45.9	23.77
	R Leo		·	5.8-10		1.4	↓ M 7 1	300	9 47.6	11.43
24	μ Leo		•	3.9		1.2	↓ K 0 1	134	9 52.8	26.01
30	η Leo		•	3.5		0.0	↓ A 0 -6	2000	10 07.3	16.76
32	α Leo		•	1.4	★	-1	↓ B 7 -1	77	10 08.4	11.97
36	ζ Leo		•	3.4		0.3	↓ F 0 -1	260	10 16.7	23.42
41	γ Leo		•	2.0	★	1.1	↓ K 0 -1	125	10 20.0	19.84
47	ρ Leo		•	3.8		-1	↓ B 1 -6	3000	10 32.8	9.31
54	Leo		•	4.3	★	0.0	↓ A 1 0	290	10 55.6	24.75
68	δ Leo		•	2.6		0.1	↓ A 4 1	58	11 14.1	20.52
70	ϑ Leo		•	3.3		0.0	↓ A 2 0	170	11 14.2	15.43
78	ι Leo		•	4.0	★	0.4	↓ F 3 2	80	11 23.9	10.53
94	β Leo		•	2.1		0.1	↓ A 3 2	36	11 49.1	14.57

BINARY	Position	V-Mag.	B-V	Te.	Sep.	PA	Vis.				
2	ω Leo		·	5.9	6.5	0.6	0.6	∥ 5	0.7	••	
								2020	0.9	••	
32	α Leo		•	1.4	7.9	-1.1	0.9	∥ 175.9		••	
41	γ Leo		•	2.3	3.5	1.1	1.1	∥ 4.7		••	
54	Leo		•	4.5	6.3	0.0	0.1	∥ 6.6		••	
78	ι Leo		•	4.1	6.7	0.4	0.6	∥ 5	1.9	••	
								2020	2.3	••	

VARIABLE	STAR
R	Leo
Period	≈ 312 d
Max.	≈ 2454163
Min.	Max. + 180
Extrema	4.4-11.3
The period varies	by a few days.



E12 Equator, Ecliptic Spring Constellations

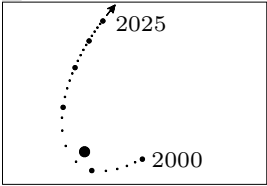
NEBULA	Position	v-Mag.	Size	Shape	Type	Vis.	Dist.	R.A.	Dec.
4361 Crv	10½	11/□'	1.2	○ D	PN		5 000 ly	12 ^h 24 ^m .5 -18°.79
4590	M68 Hya	8	13	10	○ X	GC		32 000	12 39.5 -26.74
4594	M104 Vir	8½	12	8	∥ Sa	Glx		50 M	12 40.0 -11.62
4697 Vir	9½	11	2.5	∅ E6	Glx		50 M	12 48.6 -5.80

4361 Faint planetary, requires high power; the central star is only mag. 13.
 4590 M68 Resolved only in a telescope, but then even in the very center.
 4594 M104 **Sombrero Galaxy**, very elongated, spindle shape barely visible in binoculars, impressive in a telescope, dust lane nearly right through the center, small double core; a chain of stars lies 25' to the west.
 4697 Small, elongated, contains a stellar nucleus, otherwise featureless.

STAR	Position	V-Mag.	B-V	Te.	Sp.	Abs.	Name	Dist.	R.A.	Dec.
7	α Crt	• 4.1	1.1	↓	K1	0 ^M	Alkes	180 ly	10 ^h 59 ^m .8	-18°.30
11	β Crt	• 4.5	0.0	↓	A1	0		260	11 11.7	-22.83
12	δ Crt	• 3.6	1.1	↓	K0	0		200	11 19.3	-14.78
15	γ Crt	• 4.1	0.2	↓	A7	2		84	11 24.9	-17.68
84	τ Leo	• 4.9	* 0.9	↓	G8	-2		600, 1000	11 27.9	2.85
	N Hya	• 4.9	* 0.5	↓	F8	3		87	11 32.3	-29.26
	ξ Hya	• 3.5	0.9	↓	G8	1		130	11 33.0	-31.86
3	ν Vir	• 4.0	1.5	↓	M0	-1		300	11 45.9	6.53
5	β Vir	• 3.6	0.5	↓	F8	3	Zawijava	35.5	11 50.7	1.76
	β Hya	• 4.3	-1	↓	B9	-1		360	11 52.9	-33.91
1	α Crv	• 4.0	0.3	↓	F0	3	Alchiba	49	12 08.4	-24.73
2	ε Crv	• 3.0	1.3	↓	K2	-2		300	12 10.1	-22.62
4	γ Crv	• 2.6	-1	↓	B8	-1	Gienah	165	12 15.8	-17.54
15	η Vir	• 3.9	0.0	↓	A2	-1	Zaniah	260	12 19.9	-0.67
7	δ Crv	• 2.9	0.0	↓	B9	1	Algorab	88	12 29.9	-16.52
9	β Crv	• 2.7	0.9	↓	G5	-1		140	12 34.4	-23.40
26	χ Vir	• 4.6	1.2	↓	K2	0		310	12 39.2	-8.00
29	γ Vir	• 2.7	* 0.4	↓	F0	2	Porrima	39	12 41.7	-1.45
46	γ Hya	• 3.0	0.9	↓	G8	0		132	13 18.9	-23.17
	R Hya	• 4.9-9.0	1.6	↓	M6	-2		800	13 29.7	-23.28

BINARY Position V-Mag. B-V Te. Sep. PA Vis.

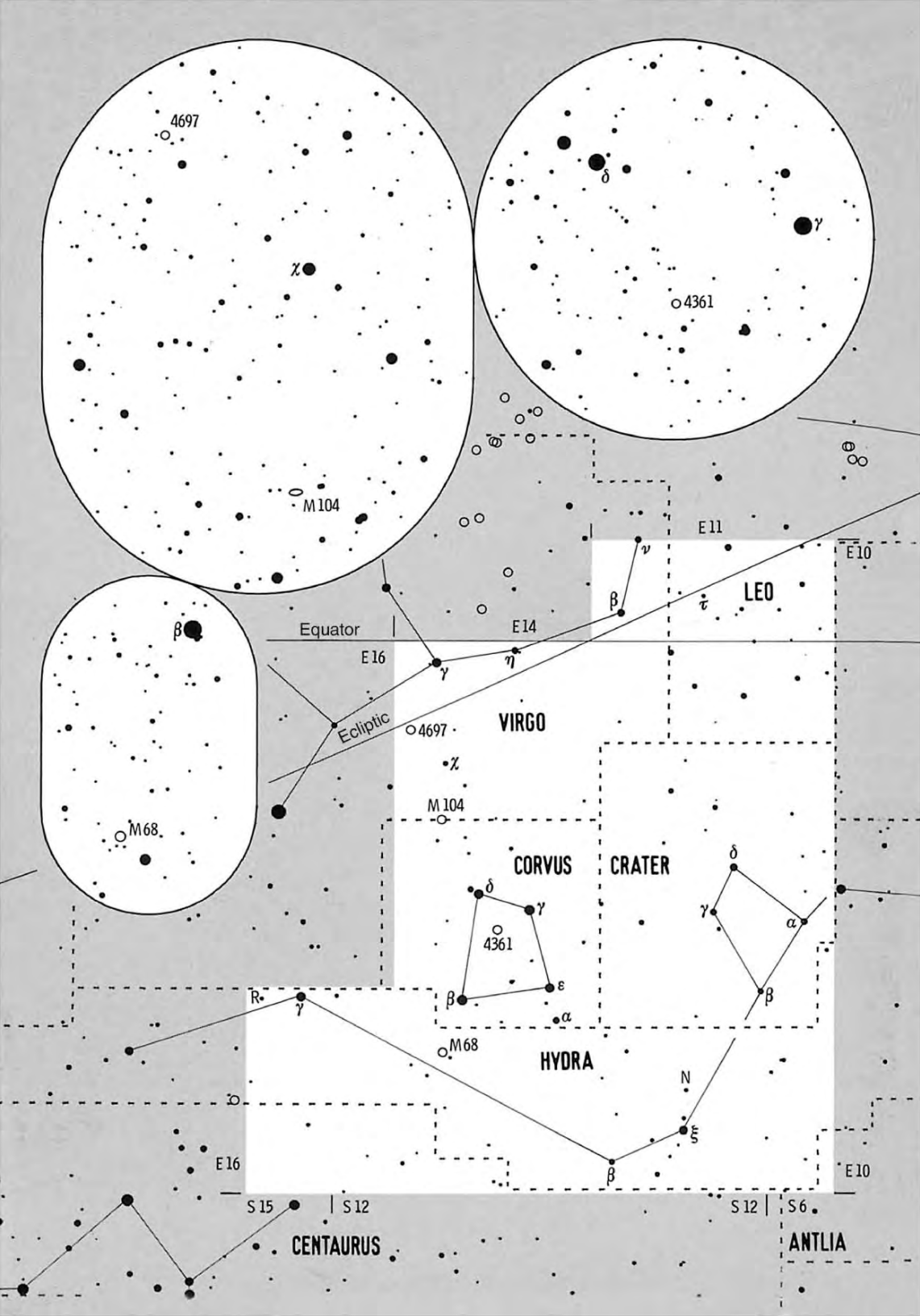
84	τ Leo	• 5.0	7.5	1.0	0.4	∥∥	89"	•
	N Hya	• 5.6	5.8	0.5	0.5	∥∥	9.5	•
29	γ Vir	• 3.5	3.5	0.4	0.4	∥∥	'5	•



2006	0.4	•
2007	0.5	••
2008	0.8	•••
2010	1.3	••••
2012	1.7	•••••
2015	2.2	••••••
2020	2.9	•••••••

VARIABLE STAR

R	Hya	
Period	387 d	
Max.	2454021	
Min.	Max.+200	
Extrema	3.5-10.9	
The period has been decreasing;		
it was close to		
500 days during		
the early 1700s.		



E13 _____ Equator, Ecliptic _____ Spring Constellations

NEBULA	Position	v-Mag.	Size	Shape	Type	Vis.	Dist.	R.A.	Dec.
Coma Cluster	Com	2½	13/□' 300'	0 p	OC		290 ly	12 ^h 25 ^m	26°0
4494 Com	10	11	2	0 E2	Glx	50 M	12 31.4	25.77
4559 Com	10	13	8	0 Sd	Glx	35 M	12 36.0	27.96
4565 Com	10	13	15	Sb	Glx	50 M	12 36.3	25.99
4631 CVn	9½	12	12	Sd	Glx	30 M	12 42.1	32.54
4656 CVn	10½	13	12	Sm	Glx	30 M	12 44.0	32.17
4725 Com	9½	14	9	0 Sa	Glx	50 M	12 50.4	25.50
4826	M64 Com	9	12	6	0 Sa	Glx	22 M	12 56.7	21.68
5024	M53 Com	8	12	7	0 V	GC	60 000	13 12.9	18.17

Coma Cluster Distinctly visible with unaided eye under dark sky counting about 10 stars, fine in opera glasses, almost too big for binoculars, completely inconspicuous in a telescope, see comment at bottom right.

4494 Quite bright core within a uniform nebulosity, almost circular.

4559 Distinctly elongated; central region has a slightly asymmetric shape.

4565 Wonderful edge-on galaxy, impressively long in a telescope, huge true size, nearly central dust lane in the bright part of the galaxy, irregular brightness distribution in central area, thin extensions.

4631 Edge-on galaxy like NGC4565, but no dust lane, many irregular knots and asymmetries visible in a telescope, worthwhile object.

4656 Difficult edge-on galaxy, very long, modestly bright central region; the other condensation 3' northeast of the core is called NGC4657.

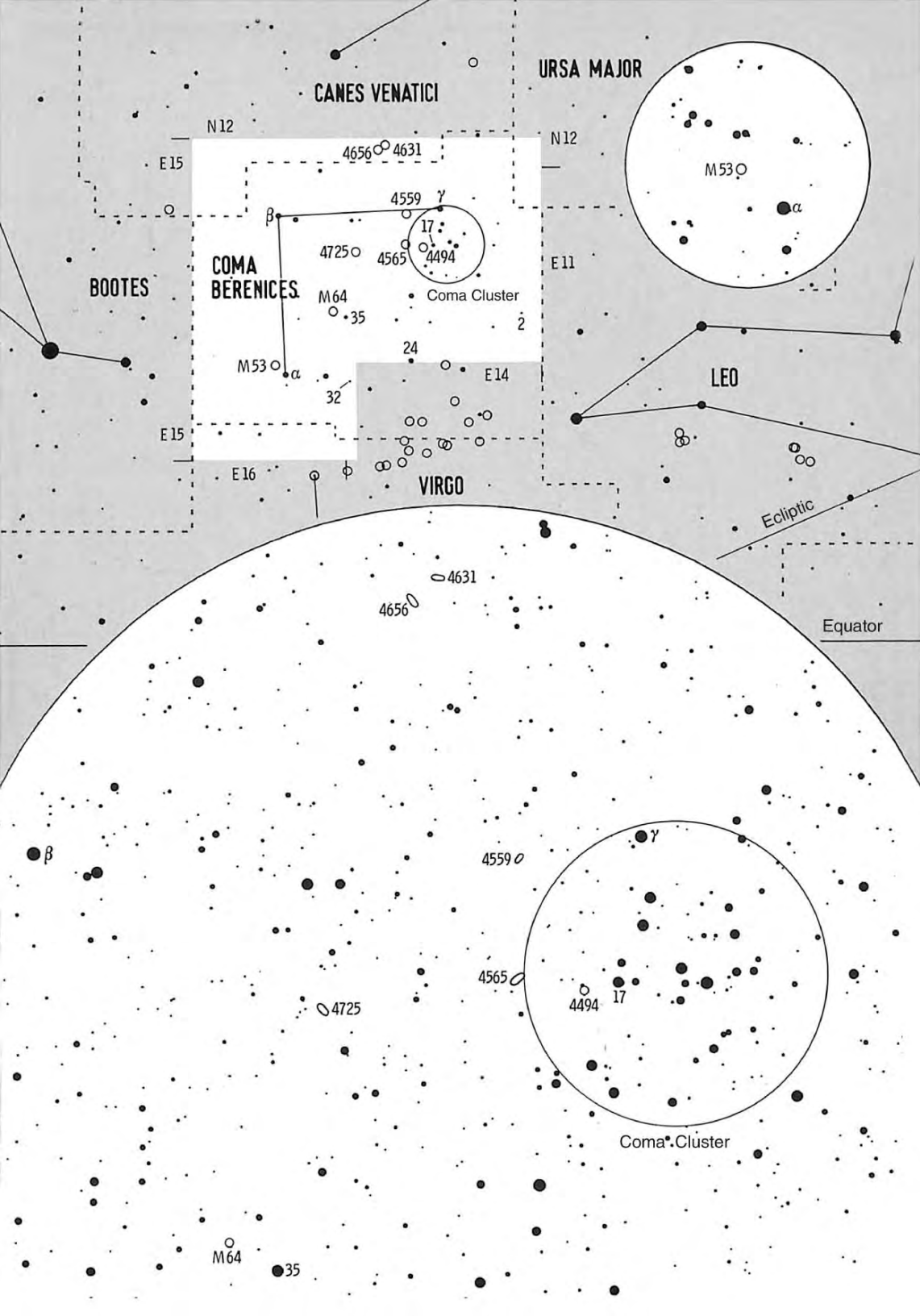
4725 Dark sky and low power necessary, small faint core visible in a telescope, but not the bar; the halo has extremely low surface brightness.

4826 M64 **Black Eye Galaxy**, elongated dark dust feature next to the core just visible in a telescope, distinct elongated central region south of the geometric center; the outer outline is sharp unlike most galaxies.

5024 M53 Distinct core; the outer regions are partially resolved in a telescope.

STAR	Position	V-Mag.	B-V	Te.	Sp.	Abs.	Name	Dist.	R.A.	Dec.
2	Com	5.8	* 0.2	↓	F 0	1 ^M	350 ly	12 ^h 04 ^m .3	21.46
15	γ Com	4.4	1.1	↓	K 2	1	170	12 26.9	28.27
17	Com	5.0	* 0.0	↓	A 0	0 in Coma Cluster	280	12 28.9	25.91
24	Com	4.8	* 0.9	↓	G 8	-1	500	12 35.1	18.38
32,33	Com	5.8	* 1.1	↓	K 2	-2	1 500,400	12 52.3	17.09
35	Com	4.9	* 0.9	↓	G 7	0	330	12 53.3	21.24
42	α Com	4.3	0.5	↓	F 5	3	Diadem	50	13 10.0	17.53
43	β Com	4.2	0.6	↓	G 0	4	30	13 11.9	27.88

BINARY	Position	V-Mag.	B-V	Te.	Sep.	PA	Vis.	COMA CLUSTER
2	Com	6.1	7.5	0.2	0.3	3'7	•	1) The group of stars visible by unaided eye.
17	Com	5.3	6.6	0.0	0.2	145.2	•	2) This name may also refer to a distant cluster of galaxies.
24	Com	5.0	6.5	1.1	0.3	20.1	•	
32,33	Com	6.3	6.9	1.6	0.6	196	•	
35	Com	5.0	7.2	1.0	0.4	1.1	•	



CANES VENATICI

URSA MAJOR

N12

N12

E15

E11

BOOTES

COMA BERENICES

4559 γ

17

4494

4725 \circ

4565 \circ

Coma Cluster

M64

35

2

M53 \circ

32

E14

LEO

E15

E16

VIRGO

Ecliptic

Equator

4631 \circ

4656 \circ

β

4559 \circ

γ

4565 \circ

4725 \circ

4494

17

Coma Cluster

M64

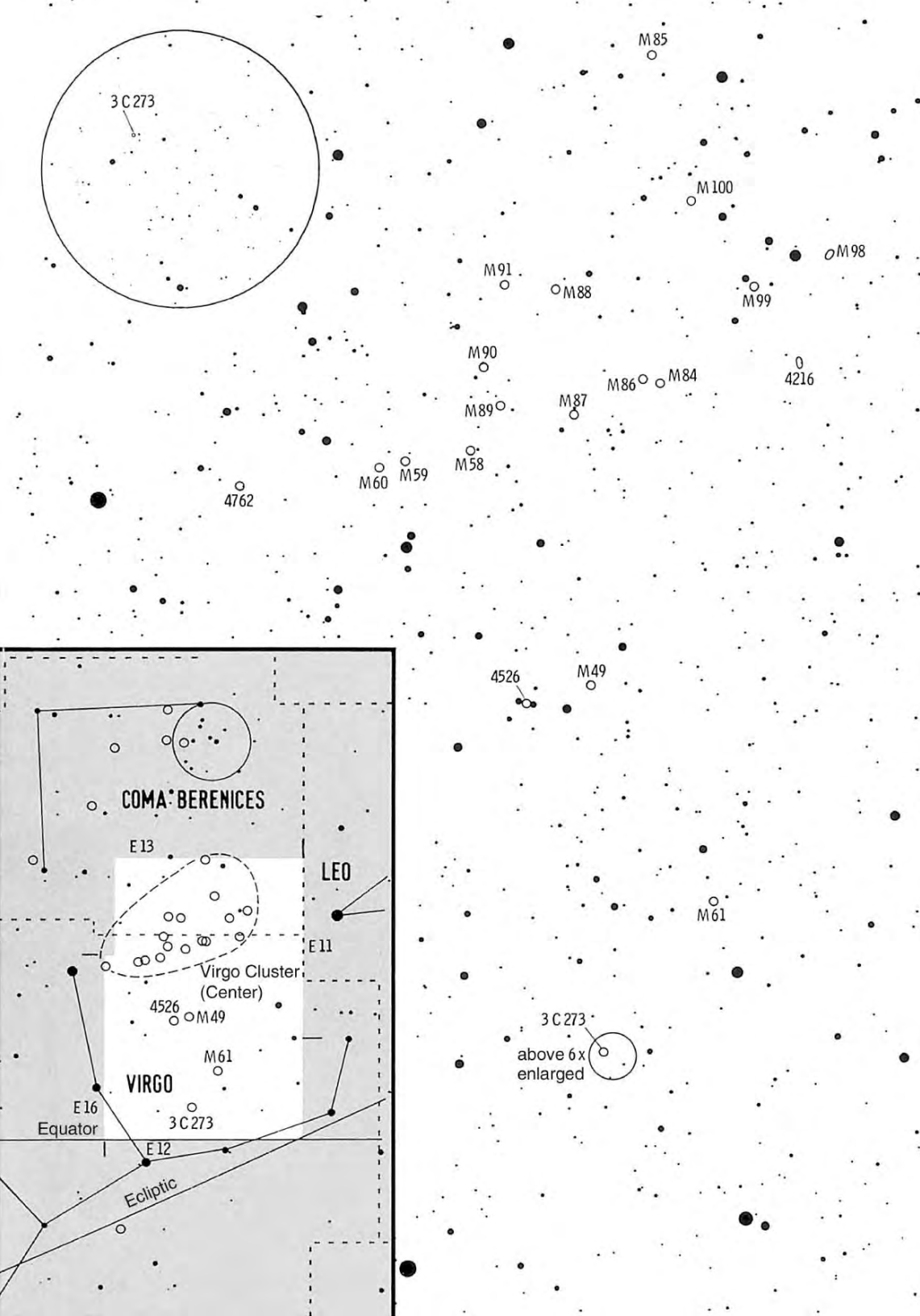
35

E14 _____ Equator, Ecliptic _____ Spring Constellations

NEBULA	Position	v-Mag.	Size	Shape	Type	Vis.	Dist.	R.A.	Dec.	
4192 M98	Com	10½	13/□'	7'	∥ Sa	Glx		60 Mly	12 ^h 13 ^m .8	14°90
4216	Vir	10½	13	8	∥ Sb	Glx		60 M	12 15.9	13.15
4254 M99	Com	10	13	4	○ Sc	Glx		60 M	12 18.8	14.42
4303 M61	Vir	10	12	4	○ Sc	Glx		60 M	12 21.9	4.47
4321 M100	Com	9½	13	5	○ Sc	Glx		60 M	12 22.9	15.82
4374 M84	Vir	9½	12	3	○ E1	Glx		60 M	12 25.1	12.89
4382 M85	Com	9½	12	4	○ S0	Glx		60 M	12 25.4	18.19
4406 M86	Vir	9½	12	4	○ E3	Glx		60 M	12 26.2	12.94
3C273	Vir	13	(8)	<0.1	○ Quasar		2500 M	12 29.1	2.05	
4472 M49	Vir	8½	12	5	○ E2	Glx		60 M	12 29.8	8.00
4486 M87	Vir	9	12	4	○ E1	Glx		60 M	12 30.8	12.39
4501 M88	Com	10	13	6	∥ Sb	Glx		60 M	12 32.0	14.42
4526	Vir	10	11	4	∥ S0	Glx		60 M	12 34.0	7.70
4548 M91	Com	10½	13	3.5	○ Sb	Glx		60 M	12 35.4	14.50
4552 M89	Vir	10	11	2	○ E0	Glx		60 M	12 35.7	12.56
4569 M90	Vir	10	13	8	∥ Sa	Glx		60 M	12 36.8	13.16
4579 M58	Vir	10	13	5	○ Sb	Glx		60 M	12 37.7	11.82
4621 M59	Vir	10	11	2.5	∥ E5	Glx		60 M	12 42.0	11.65
4649 M60	Vir	9	11	3	○ E2	Glx		60 M	12 43.7	11.55
4762	Vir	10½	11	5	∥ S0	Glx		60 M	12 52.9	11.23

The **Virgo Cluster** is the nearest of the rich clusters of galaxies. The central region is marked as the dashed oval in the chart at bottom. The whole area of the cluster includes galaxies in the charts N10–N14 and E10–E14. Near the center, faint galaxies are so abundant that it is hard to find one's way around.

- 4192 M98 Distinctly elongated with faint diffuse halo, core not outstanding.
- 4216 Fine, remarkable edge-on galaxy although very faint, stellar core.
- 4254 M99 Bright central area, light patches and a hint of the southern spiral arm; 40' east are the magnitude 12 galaxies NGC 4298 and 4302.
- 4303 M61 Bright core; the spiral arms are only barely visible in a telescope.
- 4321 M100 Elongated central area with a stellar nucleus; the halo is uniform.
- 4374 M84 Featureless glow; 16' south is elongated mag. 11½ galaxy NGC 4388.
- 4382 M85 Bright central area; 8' east is mag. 11 companion galaxy NGC 4394.
- 4406 M86 Featureless; **Makarjian's Galaxy Chain** to M88, galaxies mag. 11.
- 3C273 Brightest **Quasar**, probably an active, especially bright nucleus of a galaxy at enormous distance, visible as a very faint stellar dot.
- 4472 M49 The brightest galaxy of the Virgo Cluster, a large luminous galaxy.
- 4486 M87 **Virgo A**, central galaxy of the Virgo Cluster, bright round core.
- 4501 M88 Asymmetric halo, faint detail; **Makarjian's Galaxy Chain** to M86.
- 4526 Asymmetric, nucleus not centered in the galaxy, takes high power.
- 4548 M91 Featureless; Messier's M91 not uniquely identified as NGC 4548.
- 4552 M89 Small circular galaxy, a round glow with a bright, nearly stellar core.
- 4569 M90 Bright central elongated area, largest galaxy of the Virgo Cluster.
- 4579 M58 The bar of the barred spiral is just barely visible in a telescope.
- 4621 M59 Elongated halo, round central area, stellar core, medium power best.
- 4649 M60 Intense stellar core; 3' northwest is mag. 11½ galaxy NGC 4647.
- 4762 Faint spindle, elongated core; 11' northwest is mag. 11 NGC 4754.



3 C 273

M 85

M 100

M 98

M 91

M 88

M 99

M 90

4216

M 89

M 87

M 86

M 84

4762

M 60

M 59

M 58

4526

M 49

M 61

COMA BERENICES

E 13

LEO

Virgo Cluster
(Center)

E 11

4526

M 49

M 61

VIRGO

3 C 273

E 16

Equator

E 12

Ecliptic

3 C 273
above 6x
enlarged

E15 — Equator, Ecliptic — Spring–Summer Constellations

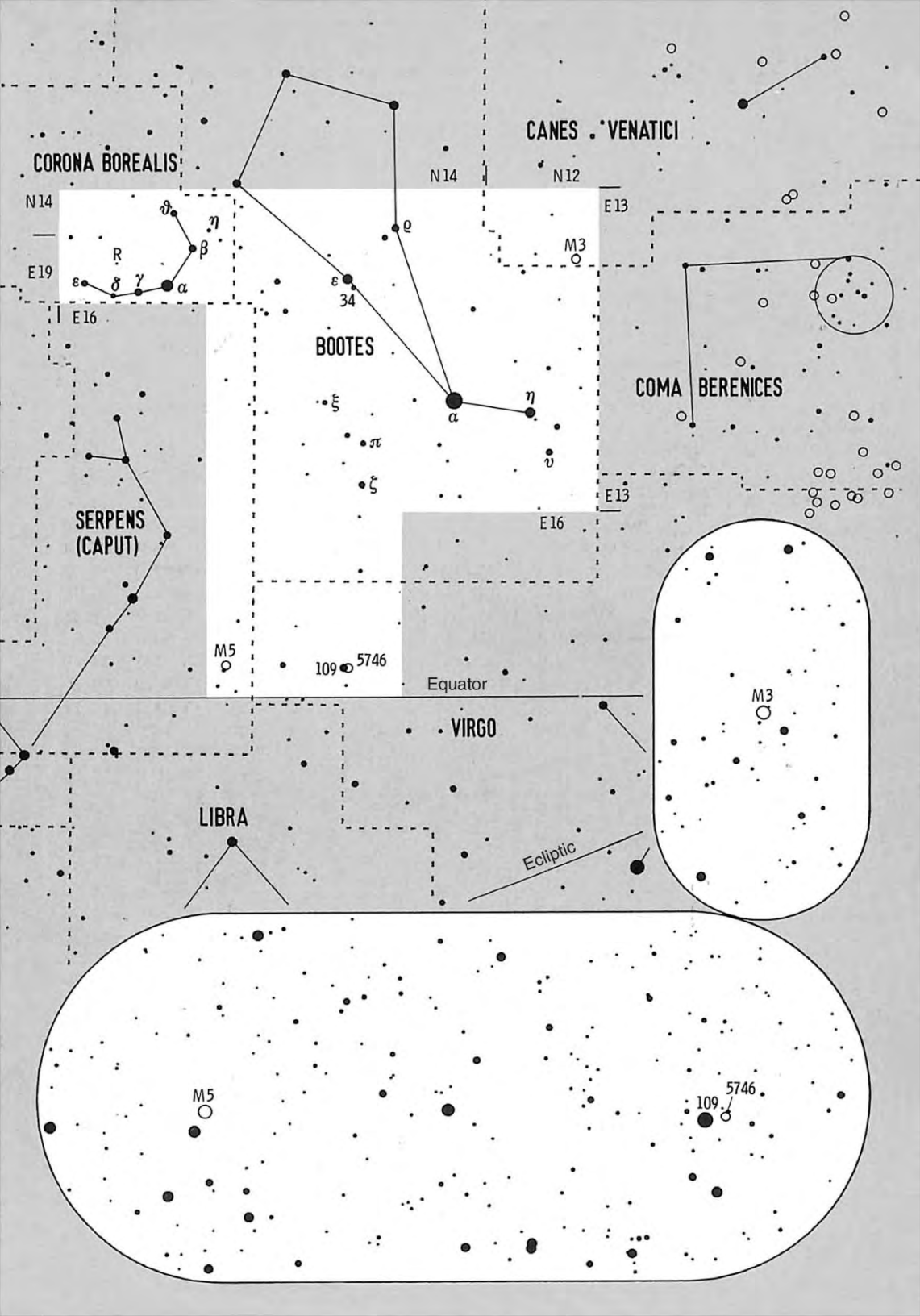
NEBULA	Position	v-Mag.	Size	Shape	Type	Vis.	Dist.	R.A.	Dec.
5272 M3	CVn	6½	11/□' 10'	○ VI	GC		35 000 ly	13 ^h 42 ^m .2	28°38'
5746	Vir	11	12	6	Sb	Glx	80 M	14 44.9	1.95
5904 M5	Ser	6	11	12	○ V	GC	25 000	15 18.6	2.08

- 5272 M3 Bright globular cluster, but hard to find, especially outer parts resolved in a telescope, rectangular central area with the small core west of the geometric center, oval halo, curved radial chains of stars.
- 5746 Very faint, almost edge-on, furthest galaxy of this catalog; the mag. 3.7 star 109 Virginis simplifies finding but interferes with observing.
- 5904 M5 Excellent, especially in a telescope, relatively easily resolved, several dense areas and chains of stars, asymmetric elliptical halo; this is the brightest globular cluster of the northern celestial hemisphere.

STAR	Position	V-Mag.	B–V	Te.	Sp.	Abs.	Name	Dist.	R.A.	Dec.
5 <i>v</i>	Boo	• 4.1	1.5	↓	K5	0 ^M	250 ly	13 ^h 49 ^m .5	15°80'
8 <i>η</i>	Boo	• 2.7	0.6	↓	G0	2	Muphris	36.5	13 54.7	18.40
16 <i>α</i>	Boo	● 0.0	1.2	↓	K2	0	Arcturus	36.5	14 15.7	19.18
25 <i>ρ</i>	Boo	• 3.6	1.3	↓	K3	0	155	14 31.8	30.37
29 <i>π</i>	Boo	• 4.5	* 0.0	↓	A1	0	320	14 40.7	16.42
30 <i>ζ</i>	Boo	• 3.8	0.0	↓	A3	0	180	14 41.1	13.73
34	Boo	• 4.7–4.9	1.7	↓	M3	–2	W Bootis	800	14 43.4	26.53
36 <i>ε</i>	Boo	• 2.4	* 1.0	↓	G9	–2	Izar, Pulcherrima	210	14 45.0	27.07
109	Vir	• 3.7	0.0	↓	A0	1	130	14 46.2	1.89
37 <i>ξ</i>	Boo	• 4.5	* 0.7	↓	G8	5	21.9	14 51.4	19.10
2 <i>η</i>	CrB	• 5.0	* 0.6	↓	G2	4	59	15 23.2	30.29
3 <i>β</i>	CrB	• 3.7	0.3	↓	F0	1	Nusakan	116	15 27.8	29.11
4 <i>θ</i>	CrB	• 4.1	–1	↓	B6	–1	310	15 32.9	31.36
5 <i>α</i>	CrB	• 2.2	0.0	↓	A0	0	Alphekka, Gemma	75	15 34.7	26.71
8 <i>γ</i>	CrB	• 3.8	* 0.0	↓	A1	1	145	15 42.7	26.30
R	CrB	• 5.7–6.3	0.7	↓	G0	–5	4000	15 48.6	28.16
10 <i>δ</i>	CrB	• 4.6	0.8	↓	G5	1	165	15 49.6	26.07
13 <i>ε</i>	CrB	• 4.1	1.2	↓	K3	0	230	15 57.6	26.88

BINARY	Position	V-Mag.	B–V	Te.	Sep.	PA	Vis.	VARIABLE STAR
29 <i>π</i>	Boo	• 4.9	5.8	–1.1	0.2		5'5	•
36 <i>ε</i>	Boo	• 2.5	4.9	1.1	0.1		2.9	•
37 <i>ξ</i>	Boo	• 4.7	6.9	0.7	1.2		5	• 6.4
								2012 5.9 •
								2020 5.3 •
2 <i>η</i>	CrB	• 5.6	5.9	0.6	0.6		5	• 0.5
								2012 0.6 •
								2020 0.3 •
8 <i>γ</i>	CrB	• 4.1	5.5	0.0	0.1		5	• 0.7
								2012 0.6 •
								2020 0.2 •

34 W Boo • semireg. Period 30–450 d
 Extrema 4.7–5.4
 R CrB • irregular Extrema 5.7–14.8
 R CrB stars are variables staying usually near maximum light with a rapid decrease and slow increase.



CORONA BOREALIS

CANES VENATICI

BOOTES

COMA BERENICES

SERPENS (CAPUT)

VIRGO

LIBRA

Equator

Ecliptic

N14

N14

N12

E13

E19

E16

M3

E13

E16

M5

109 5746

M3

M5

109 5746

E16 — Equator, Ecliptic — Spring–Summer Constellations

NEBULA	Position	v-Mag.	Size	Shape	Type	Vis.	Dist.	R.A.	Dec.
5236 M83	Hya	8	12/□' 8'	○	Sc	Glx	18 Mly	13 ^h 37 ^m 0	-29°87'

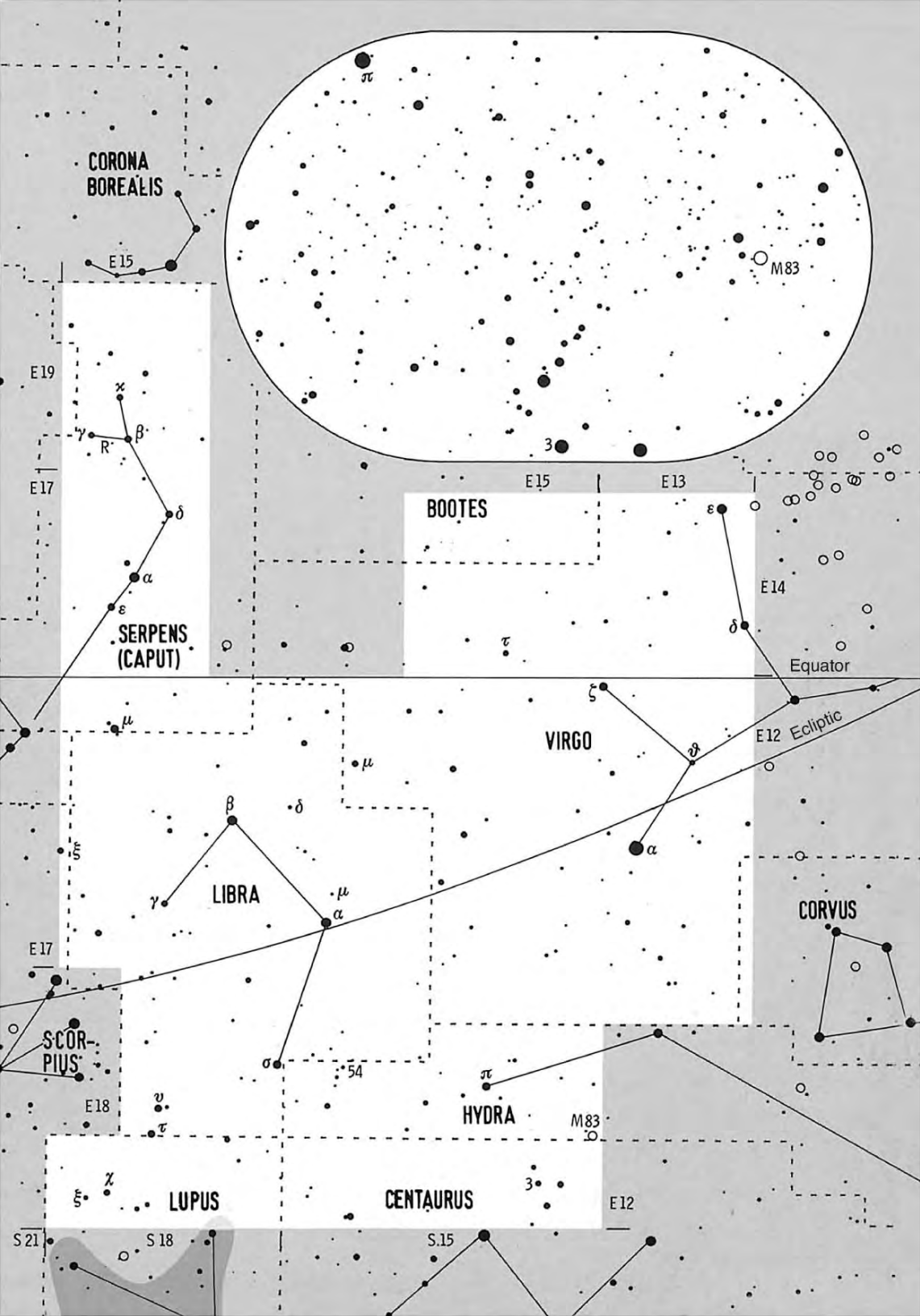
5236 M83 Bright core, elongated bar with traces of two spiral arms, large halo.

STAR	Position	V-Mag.	B-V	Te.	Sp.	Abs.	Name	Dist.	R.A.	Dec.
43 δ	Vir	• 3.4	1.6	↓	M3 -1 ^M	200 ly	12 ^h 55 ^m 6	3°40'		
47 ϵ	Vir	• 2.8	0.9	↓	G8 0	103	13 02.2	10.96		
51 ϑ	Vir	• 4.4	0.0	↓	A1 -1	400	13 09.9	-5.54		
67 α	Vir	• 1.0	-2	↓	B1 -4	260	13 25.2	-11.16		
79 ζ	Vir	• 3.4	0.1	↓	A3 2	74	13 34.7	-0.60		
3	Cen	• 4.3 \star	-1	↓	B5 -1	320	13 51.8	-32.99		
93 τ	Vir	• 4.2	0.1	↓	A3 0	220	14 01.6	1.54		
49 π	Hya	• 3.3	1.1	↓	K2 1	104	14 06.4	-26.68		
107 μ	Vir	• 3.9	0.4	↓	F2 3	61	14 43.1	-5.66		
54	Hya	• 5.0 \star	0.3	↓	F2 3	100	14 46.0	-25.44		
7 μ	Lib	• 5.3 \star	0.1	↓	A2 1	230	14 49.3	-14.15		
9,8 α	Lib	• 2.6 \star	0.2	↓	A4 1	78	14 50.9	-16.04		
19 δ	Lib	• 4.9-5.9	0.0	↓	B9 0	310	15 01.0	-8.52		
20 σ	Lib	• 3.3	1.7	↓	M3 -1	280	15 04.1	-25.28		
27 β	Lib	• 2.6	-1	↓	B8 -1	160	15 17.0	-9.38		
13 δ	Ser	• 3.8 \star	0.3	↓	F0 0	210	15 34.8	10.54		
38 γ	Lib	• 3.9	1.0	↓	K0 1	150	15 35.5	-14.79		
39 ν	Lib	• 3.6	1.4	↓	K3 0	200	15 37.0	-28.13		
40 τ	Lib	• 3.7	-2	↓	B2 -2	450	15 38.7	-29.78		
24 α	Ser	• 2.6	1.2	↓	K2 1	73	15 44.3	6.43		
28 β	Ser	• 3.7	0.1	↓	A3 0	155	15 46.2	15.42		
35 κ	Ser	• 4.1	1.6	↓	M1 -1	350	15 48.7	18.14		
32 μ	Ser	• 3.5	0.0	↓	A0 0	155	15 49.6	-3.43		
R	Ser	• 6.0-13	1.4	↓	M5 -2	1000	15 50.7	15.13		
37 ϵ	Ser	• 3.7	0.1	↓	A2 2	70	15 50.8	4.48		
5 χ	Lup	• 4.0	0.0	↓	B9 0	210	15 51.0	-33.63		
41 γ	Ser	• 3.9	0.5	↓	F6 4	36.5	15 56.5	15.66		
ξ	Lup	• 4.6 \star	0.1	↓	A1 1	210	15 56.9	-33.97		
ξ	Sco	• 4.1 \star	0.5	↓	F6 2	100	16 04.4	-11.37		

BINARY	Position	V-Mag.	B-V	Te.	Sep.	PA	Vis.
3	Cen	• 4.6 6.1	-1 0.0		7.8	• •	
54	Hya	• 5.1 7.1	0.3 0.6		8.2	• •	
7 μ	Lib	• 5.7 6.7	0.0 0.2		2.0	• •	
9,8 α	Lib	• 2.8 5.2	0.2 0.4		231.1	• •	
13 δ	Ser	• 4.2 5.2	0.3 0.3		4.0	• •	
ξ	Lup	• 5.1 5.6	0.1 0.1		10.2	• •	
ξ	Sco	• 4.1 \star 6.9	0.5 0.8		280.4	• •	
		• 4.2 \star 7.3	0.5 0.7		7.7	• •	
		• 4.8 5.1	0.5 0.5		1.0	• •	

VARIABLE STAR

19 δ	Lib	•	Period 2.32736 d
			Min. 2454001.70
			Eclipse 12 hours
			Period variable.
R	Ser	•	Period 356 d
			Max. 2454036
			Min. Max. +210



E17

Equator, Ecliptic

Summer Constellations

NEBULA	Position	v-Mag.	Size	Shape	Type	Vis.	Dist.	R.A.	Dec.
6171 M107	Oph	8½	12/□'	6'	0 X	GC		20000 ly	16 ^h 32 ^m .5 -13°06'
6218 M12	Oph	7	12	12	0 IX	GC		16000	16 47.2 -1.95
6254 M10	Oph	7	12	12	0 VII	GC		14000	16 57.1 -4.10
6333 M9	Oph	8	11	5	0 VIII	GC		25000	17 19.2 -18.52
6402 M14	Oph	8	12	8	0 VIII	GC		30000	17 37.6 -3.24
IC4665 ...	Oph	4½	13	50	0 p	OC		1000	17 46.3 5.72

- 6171 M107 Very difficult to resolve even in a telescope, uniform, oval halo.
 6218 M12 Slightly elliptical glow in binoculars, well resolved in a telescope, looks similar to some rich open clusters, chains of stars in the halo.
 6254 M10 Outer region well resolved in a telescope, nebulous background, oval.
 6333 M9 Barely resolvable, similar globular cluster NGC6356 is 1° northeast.
 6402 M14 Oval featureless nebula in a telescope, not resolvable into stars.
 IC4665 ... Conspicuous in opera glasses or binoculars, but not in a telescope.

STAR	Position	V-Mag.	B-V	Te.	Sp.	Abs.	Name	Dist.	R.A.	Dec.
1 δ	Oph	• 2.7	1.6	↓	M1	-1 ^M	Yed Prior	170 ly	16 ^h 14 ^m .3	-3°69'
2 ε	Oph	• 3.2	1.0	↓	G8	1	Yed Posterior	109	16 18.3	-4.69
7 χ	Oph	• 4.2-4.7	0.2	↓	B2	-2	500	16 27.0	-18.46
10 λ	Oph	• 3.8	★ 0.0	↓	A2	0	.. Marfik ..	170	16 30.9	1.98
13 ζ	Oph	• 2.5	0.0	↓	O9	-3	460	16 37.2	-10.57
27 κ	Oph	• 3.2	1.2	↓	K2	1	86	16 57.7	9.38
35 η	Oph	• 2.4	0.1	↓	A2	0	.. Sabik ..	83	17 10.4	-15.72
55 α	Oph	• 2.1	0.1	↓	A5	1	Rasalhague	47	17 34.9	12.56
55 ξ	Ser	• 3.5	0.3	↓	F0	1	105	17 37.6	-15.40
60 β	Oph	• 2.8	1.2	↓	K2	1	.. Cebalrai ..	82	17 43.5	4.57
61	Oph	• 5.6	★ 0.1	↓	A1	0	500	17 44.6	2.58
62 γ	Oph	• 3.8	0.0	↓	A0	1	95	17 47.9	2.71
Barnard		† 9.5	1.6	↓	M4	13	Barnard's Star	5.94	17 57.8	4.69
64 ν	Oph	• 3.3	1.0	↓	K0	0	150	17 59.0	-9.77
67	Oph	• 3.9	★ 0.0	↓	B5	-5	2000	18 00.6	2.93
69 τ	Oph	• 4.8	★ 0.4	↓	F4	1	170	18 03.1	-8.18
70	Oph	• 4.0	★ 0.9	↓	K1	5	16.6	18 05.5	2.50
72	Oph	• 3.7	★ 0.2	↓	A4	1	83,400	18 07.4	9.56

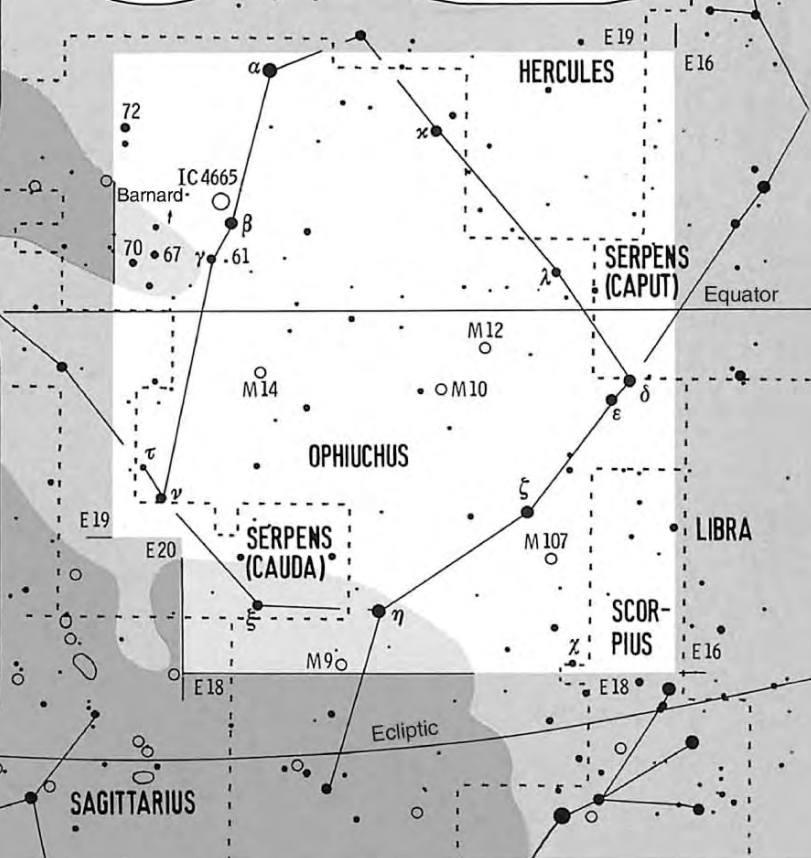

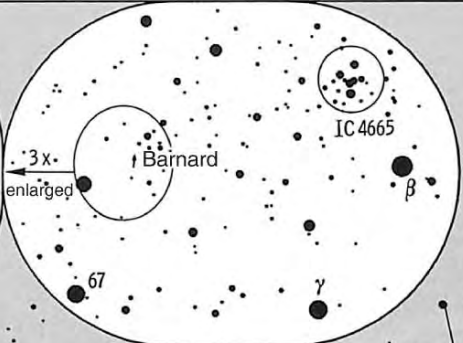
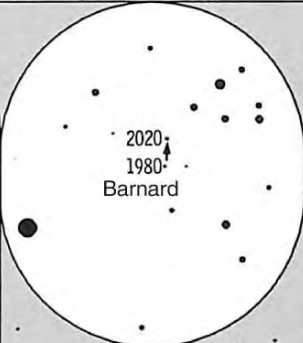


BINARY	Position	V-Mag.	B-V	Te.	Sep.	PA	Vis.
10 λ	Oph	• 4.2	5.2	0.0	0.1	1.5	•
61	Oph	• 6.2	6.6	0.1	0.1	20.7	•
67	Oph	• 4.0	8.1	0.0	0.0	54.4	•
69 τ	Oph	• 5.2	5.9	0.4	0.4	5	1.7 •
						2020	1.5 •
70	Oph	• 4.2	6.0	0.8	1.1	5	4.9 •
						2012	6.0 •
						2020	6.6 •
72	Oph	• 3.7	7.5	0.1	1.1	287	•

VARIABLE STAR

7 χ Oph • irregular

Note: Barnard's Star















It is the star with the largest proper motion of 10.4/year, also the nearest star in the northern hemisphere, distance 2015: 5.93ly.


















E18





















Equator, Ecliptic

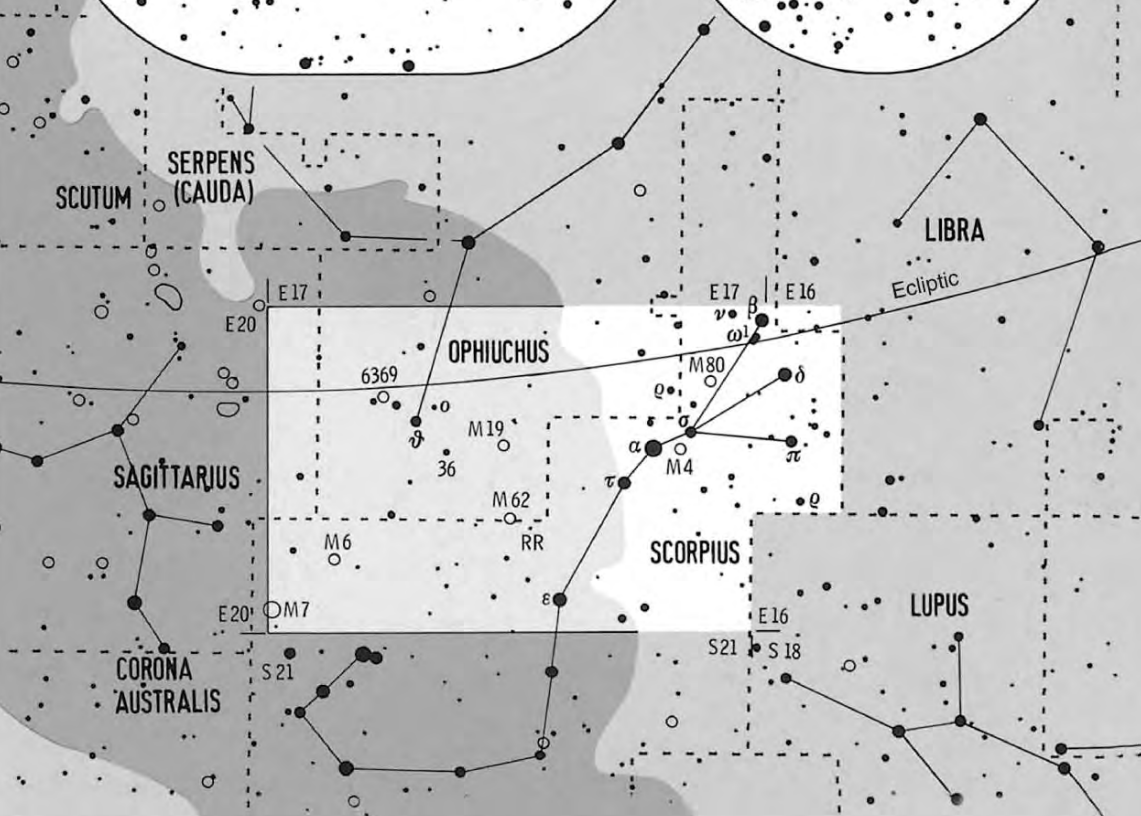

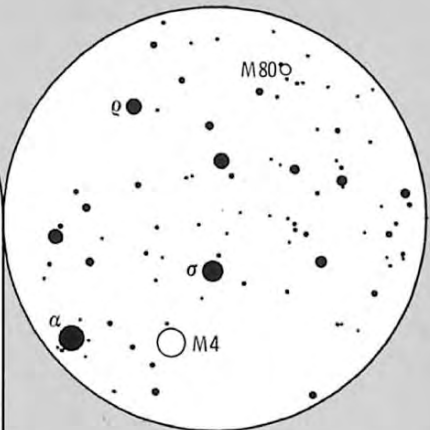

Summer Constellations

NEBULA	Position	v-Mag.	Size	Shape	Type	Vis.	Dist.	R.A.	Dec.
6093 M80	Sco 	7½	11/□'	5'	○ II	GC	 32000 ly	16 ^h 17 ^m	-22°98
6121 M4	Sco 	6	12	18	○ IX	GC	 7000	16 23.6	-26.53
6266 M62	Oph 	7	11	8	○ IV	GC	 22000	17 01.2	-30.11
6273 M19	Oph 	7	11	8	○ VIII	GC	 28000	17 02.6	-26.27
6369	Oph 	11	9	0.5	○ R	PN	 4000	17 29.3	-23.76
6405 M6	Sco 	4½	10	20	○ m	OC	 1700	17 40.2	-32.25
6475 M7	Sco 	3½	12	50	○ m	OC	 900	17 53.9	-34.82

6093 M80 Very bright central area, takes high power, but hardly resolvable.
 6121 M4 Easy to find, beautifully resolved in a telescope, central stellar bar.
 6266 M62 Distinctly asymmetric, nebulous arms, interesting globular cluster.
 6273 M19 Quite oval, edges are resolvable into stars, asymmetric, large core.
 6369 Difficult, stellar at low power, a disk at high power, hardly a ring.
 6405 M6 **Butterfly Cluster**, an excellent object for every scope, elongated.
 6475 M7 Easily visible by unaided eye, nicely resolved in opera glasses, not better in a telescope, irregular; it is the southernmost Messier object.

STAR	Position	V-Mag.	B-V	Te.	Sp.	Abs.	Name	Dist.	R.A.	Dec.
5 ρ	Sco 	• 3.9	-2	↓	B 2	-2 ^M	450 ly	15 ^h 56 ^m 9	-29°21
6 π	Sco 	• 2.9	-2	↓	B 1	-3	450	15 58.9	-26.11
7 δ	Sco 	• 1.6-2.3	-1	↓	B 0	-3	450	16 00.3	-22.62
8 β	Sco 	• 2.4	★ -1	↓	B 1	-4 Acrab . .	600	16 05.4	-19.80
9 ω ¹	Sco 	• 3.9	0.0	↓	B 1	-2	420	16 06.8	-20.67
14 ν	Sco 	• 3.9	★ 0.0	↓	B 3	-2	420	16 12.0	-19.46
20 σ	Sco 	• 2.9	0.2	↓	B 1	-4	800	16 21.2	-25.59
5 ρ	Oph 	• 4.4	★ 0.2	↓	B 2	-1	420	16 25.6	-23.44
21 α	Sco 	• 0.9-1.1	★ 1.8	↓	M 1	-5 Antares .	450	16 29.4	-26.43
23 τ	Sco 	• 2.8	-2	↓	B 0	-3	450	16 35.9	-28.22
26 ε	Sco 	• 2.3	1.1	↓	K 2	1	65	16 50.2	-34.29
RR	Sco 	• 6.0-10	1.3	↓	M 6	-2	1000	16 56.6	-30.58
36	Oph 	• 4.3	★ 0.9	↓	K 2	5	19.5	17 15.3	-26.60
39 o	Oph 	• 4.9	★ 0.9	↓	G 8	0	350	17 18.0	-24.29
42 ϑ	Oph 	• 3.3	-2	↓	B 2	-3	550	17 22.0	-25.00

BINARY	Position	V-Mag.	B-V	Te.	Sep.	PA	Vis.	VARIABLE STAR
8 β	Sco 	• 2.6 4.9	-1.0	0.0		13.7	• 	7 δ Sco  • irregular mag. 2.3 until 2000
14 ν	Sco 	• 4.0★ 6.3★	0.0	0.1		41.0	• 	21 α Sco  • semireg. Period 4-5 years
	A	4.4 5.4	0.0	0.0		1.4	• 	
	B	6.7 7.8	0.1	0.2		2.6	• 	Extrema 0.9-1.8
5 ρ	Oph 	• 4.6★ 6.8	0.2	0.3		156.3	• 	RR Sco  • 
		” 7.3	”	0.3	↓	151.1	• 	
		5.0 5.7	0.2	0.2		3.0	• 	Max. 2454058
21 α	Sco 	• 1 5.5	1.9	0.0	↓	2.5	• 	Min. Max. +150
36	Oph 	• 5.1 5.1	0.9	0.9		5.0	• 	Extrema 5.0-12.4
39 o	Oph 	• 5.1 6.6	1.0	0.5		10.1	• 	



E19 _____ Equator, Ecliptic _____ Summer Constellations

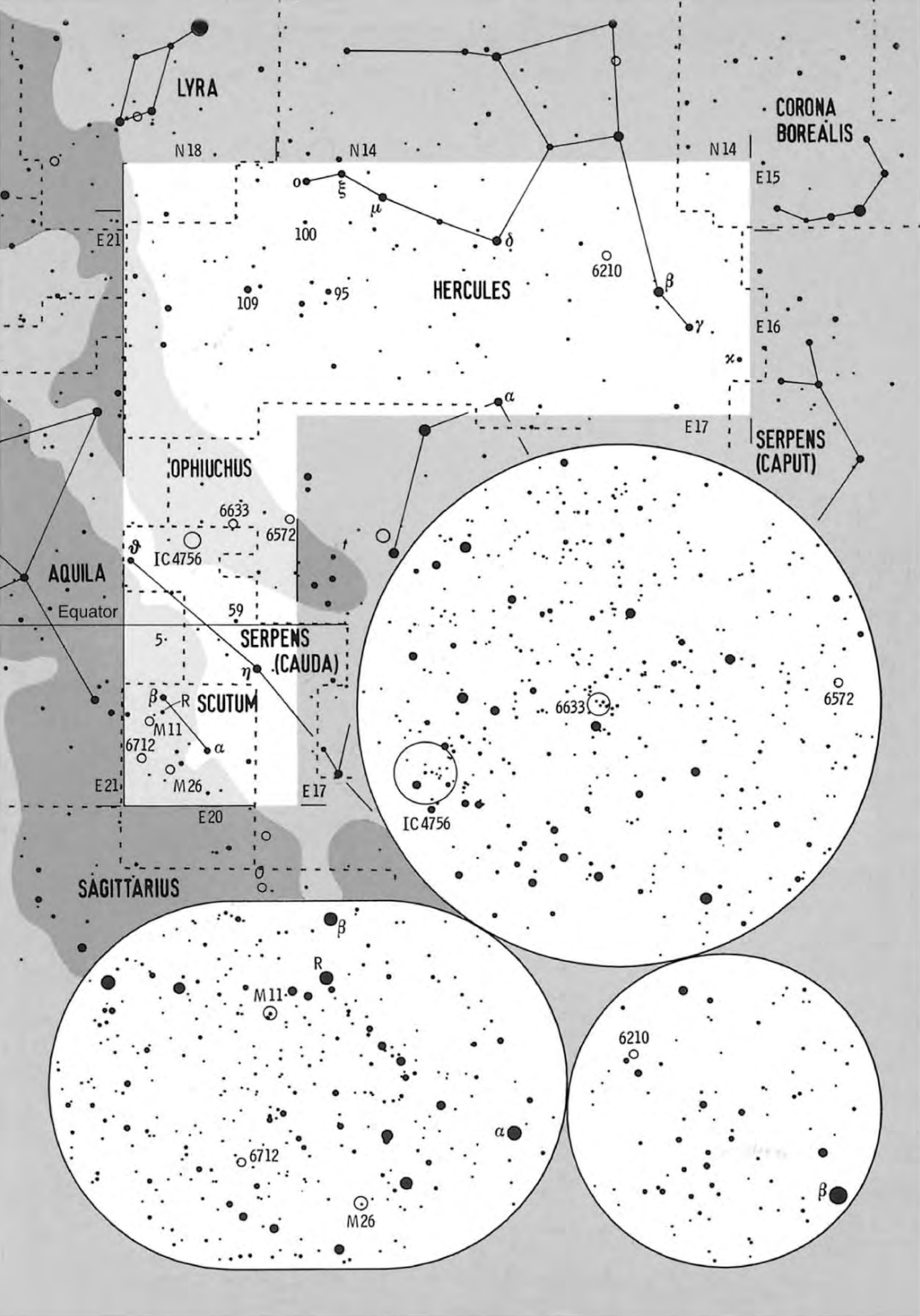
NEBULA	Position	v-Mag.	Size	Shape	Type	Vis.	Dist.	R.A.	Dec.
6210	Her	9	6/□'	0.3	0 D	PN		6 000 ly	16 ^h 44 ^m .5 23 ^o .80
6572	Oph	8½	5	0.2	0 D	PN		6 000	18 12.1 6.85
6633	Oph	5	10	20	0 m	OC		1 100	18 27.7 6.57
IC 4756 ...	Ser	5	13	60	0 m	OC		1 400	18 39.0 5.43
6694 M26	Sct	8	12	8	0 p	OC		5 000	18 45.2 -9.40
6705 M11	Sct	6	11	12	0 r	OC		6 000	18 51.1 -6.27
6712	Sct	8½	12	5	0 IX	GC		22 000	18 53.1 -8.70

- 6210 Stellar in binoculars, small blue-green disk in a high power eyepiece.
 6572 Stellar except at highest power and in good seeing, color blue-green.
 6633 Quite bright, impressive irregular features, a rewarding object.
 IC 4756 ... Sparse, only a few scattered stars, best in a finder or in binoculars.
 6694 M26 A faint open cluster, only resolved in a telescope, asymmetric.
 6705 M11 Bright glow in binoculars, slightly triangular, impressive number of stars in a telescope; a distinct mag. 8.4 star is close to the center.
 6712 Faint globular cluster, at most a few stars resolved in a telescope.

STAR	Position	V-Mag.	B-V	Te.	Sp.	Abs.	Name	Dist.	R.A.	Dec.
7 κ	Her	• 4.7	★ 1.0	↓	G9	-1 ^M	400 ly	16 ^h 08 ^m .1	17 ^o .05
20 γ	Her	• 3.7	0.3	↓	A9	0	200	16 21.9	19.15
27 β	Her	• 2.8	0.9	↓	G8	-1	Ruticulus	160	16 30.2	21.49
64 α	Her	• 2.6-3.4	★ 1.3	↓	M5	-3	Rasalgethi	400	17 14.6	14.39
65 δ	Her	• 3.1	0.1	↓	A3	1	78	17 15.0	24.84
86 μ	Her	• 3.4	0.8	↓	G5	4	27.3	17 46.5	27.72
92 ξ	Her	• 3.7	0.9	↓	K0	1	135	17 57.8	29.25
95	Her	• 4.3	★ 0.4	↓	F6	-2	500	18 01.5	21.60
103 ο	Her	• 3.8	0.0	↓	B9	-1	350	18 07.5	28.76
100	Her	• 5.1	★ 0.1	↓	A3	1	240	18 07.8	26.10
58 η	Ser	• 3.2	0.9	↓	K0	2	62	18 21.3	-2.90
109	Her	• 3.8	1.2	↓	K2	1	130	18 23.7	21.77
59 d	Ser	• 5.2	★ 0.5	↓	F9	-1	500	18 27.2	0.20
α	Sct	• 3.9	1.3	↓	K2	0	175	18 35.2	-8.24
5	Aql	• 5.6	★ 0.2	↓	A2	1	270	18 46.5	-0.96
β	Sct	• 4.2	1.1	↓	G5	-3	750	18 47.2	-4.75
R	Sct	• 5.0-6.5	1.4	↓	K0	-4	2 000	18 47.5	-5.70
63 ϑ	Ser	• 4.0	★ 0.2	↓	A5	1	.. Alya ..	140	18 56.2	4.20

BINARY	Position	V-Mag.	B-V	Te.	Sep.	PA	Vis.	VARIABLE STAR
7 κ	Her	• 5.0	6.2	0.9	1.1	∥	27.0	
64 α	Her	• 3-4	5.4	1.5	0.7	∥	4.9	
95	Her	• 4.9	5.1	0.1	0.9	∥	6.4	
100	Her	• 5.8	5.9	0.1	0.2	∥	14.2	
59 d	Ser	• 5.3	7.6	0.5	0.3	∥	3.7	
5	Aql	• 5.9	7.5	0.1	0.3	∥	12.7	
63 ϑ	Ser	• 4.6	5.0	0.2	0.2	∥	22.4	

64 α Her • semireg.
 Perd. 50d-6years
 Binary star mag.
 2.7-3.6 and 5.4
 R Sct • semireg.
 Period 140-146 d
 Extrema 4.2-8.6



E20

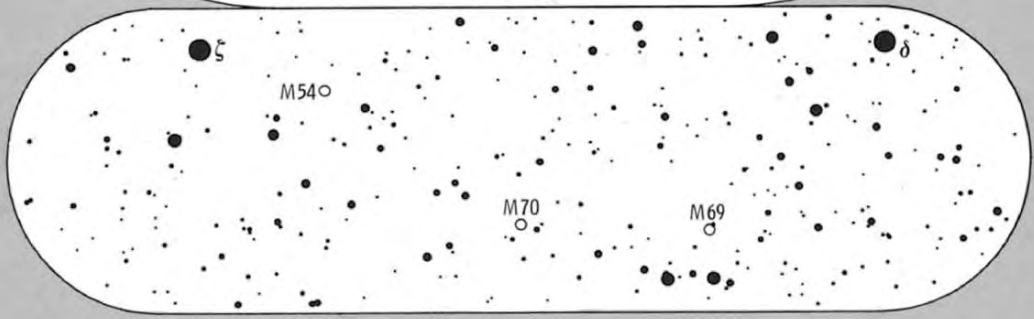
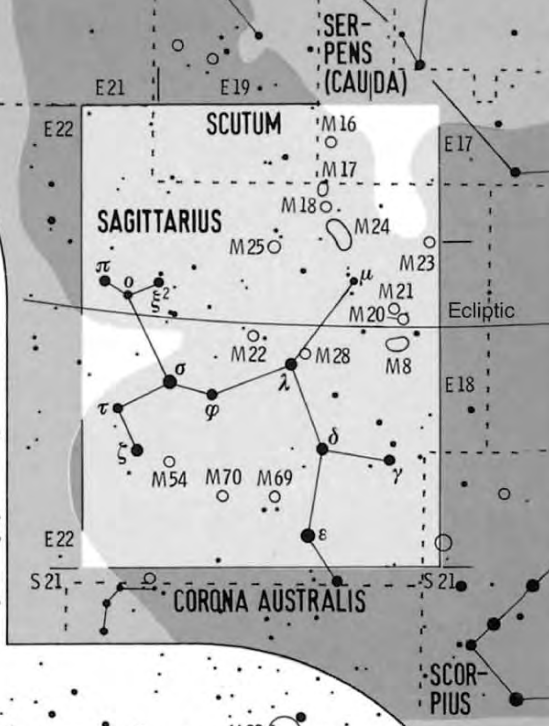

Equator, Ecliptic

Summer Constellations

NEBULA	Position	v-Mag.	Size	Shape	Type	Vis.	Dist.	R.A.	Dec.
6494 M23	Sgr	6	13/□' 25'	○ m	OC		2200 ly	17 ^h 56 ^m .8	-19.02
6514 M20	Sgr	7	13	○ Em	DN		5000	18 02.5	-23.02
6523 M8	Sgr	4½	13	○ Em	DN		5000	18 03.8	-24.38
6531 M21	Sgr	6½	11	○ m	OC		4000	18 04.2	-22.50
M24	Sgr	4	13	○ Milky Way			8000	18 16.9	-18.48
6611 M16	Ser	6	12	○ Em	DN		6000	18 18.8	-13.84
6613 M18	Sgr	7	12	○ p n	OC		4000	18 20.0	-17.10
6618 M17	Sgr	6	13	○ Em	DN		5000	18 20.8	-16.18
6626 M28	Sgr	7	11	○ IV	GC		18000	18 24.5	-24.87
6637 M69	Sgr	8	11	○ V	GC		30000	18 31.4	-32.34
IC4725 M25	Sgr	5	12	○ m	OC		2000	18 31.7	-19.17
6656 M22	Sgr	5½	11	○ VII	GC		10000	18 36.4	-23.90
6681 M70	Sgr	8	11	○ V	GC		30000	18 43.2	-32.29
6715 M54	Sgr	8	11	○ III	GC		85000	18 55.1	-30.48

- 6494 M23 Resolved in binoculars, impressive in a telescope at low power.
- 6514 M20 **Trifid Nebula**, division into three parts by three radial dust bands, structure visible in a telescope at low power through a nebula filter.
- 6523 M8 **Lagoon Nebula**, visible to the unaided eye, for every scope, fantastic through a nebula filter, open cluster NGC 6530 in eastern part.
- 6531 M21 Resolved in binoculars, few bright stars, inconspicuous, near M20.
- M24 Messier describes clearly the Milky Way cloud and not NGC 6603.
- 6611 M16 **Eagle Nebula**, nebula with dust areas, some 20 stars embedded.
- 6613 M18 Sparse, inconspicuous since the surrounding field is quite rich.
- 6618 M17 **Omega Nebula, Swan Nebula**, fantastic structure, bright arms, knots, and dark dust clouds, more detail through a nebula filter.
- 6626 M28 Asymmetric shape, bright central area; it is barely resolvable.
- 6637 M69 Faint, outer region partially resolved in a telescope, irregular outline.
- IC4725 M25 Very nicely resolved in binoculars, some irregular stellar groups.
- 6656 M22 Very bright oval, impressive in a telescope, uncountable stars.
- 6681 M70 Rather faint, distinct center, outer portions only just resolvable.
- 6715 M54 Not resolvable, bright concentrated core, takes high power well.

STAR	Position	V-Mag.	B-V	Te.	Sp.	Abs.	Name	Dist.	R.A.	Dec.
10 γ	Sgr	• 3.0	1.0	↓	K0 1 ^M	..	Alnasl ..	97ly	18 ^h 05 ^m .8	-30.42
13 μ	Sgr	• 3.8	0.2	↓	B2 -7	4000	18 13.8	-21.06
19 δ	Sgr	• 2.7	1.4	↓	K3 -2		Kaus Media	300	18 21.0	-29.83
20 ϵ	Sgr	• 1.8	0.0	↓	B9 -1		Kaus Australis	145	18 24.2	-34.38
22 λ	Sgr	• 2.8	1.0	↓	K1 1		Kaus Borealis	78	18 28.0	-25.42
27 φ	Sgr	• 3.2	-1	↓	B8 -1	230	18 45.7	-26.99
34 σ	Sgr	• 2.0	-1	↓	B2 -2	..	Nunki ..	220	18 55.3	-26.30
37 ξ^2	Sgr	• 3.5	1.2	↓	G9 -2	350	18 57.7	-21.11
38 ζ	Sgr	• 2.6	0.1	↓	A3 0	90	19 02.6	-29.88
39 \omicron	Sgr	• 3.8	1.0	↓	K0 1	140	19 04.7	-21.74
40 τ	Sgr	• 3.3	1.2	↓	K1 0	120	19 06.9	-27.67
41 π	Sgr	• 2.9	0.4	↓	F2 -3	430	19 09.8	-21.02



E21 _____ Equator, Ecliptic _____ Summer Constellations

NEBULA	Position	v-Mag.	Size	Shape	Type	Vis.	Dist.	R.A.	Dec.
6838 M71	Sge	8½	12/□'	5'	○ IX	GC	13 000 ly	19 ^h 53 ^m .8	18°78'
6853 M27	Vul	7	10	7	○ A	PN	1 000	19 59.6	22.72

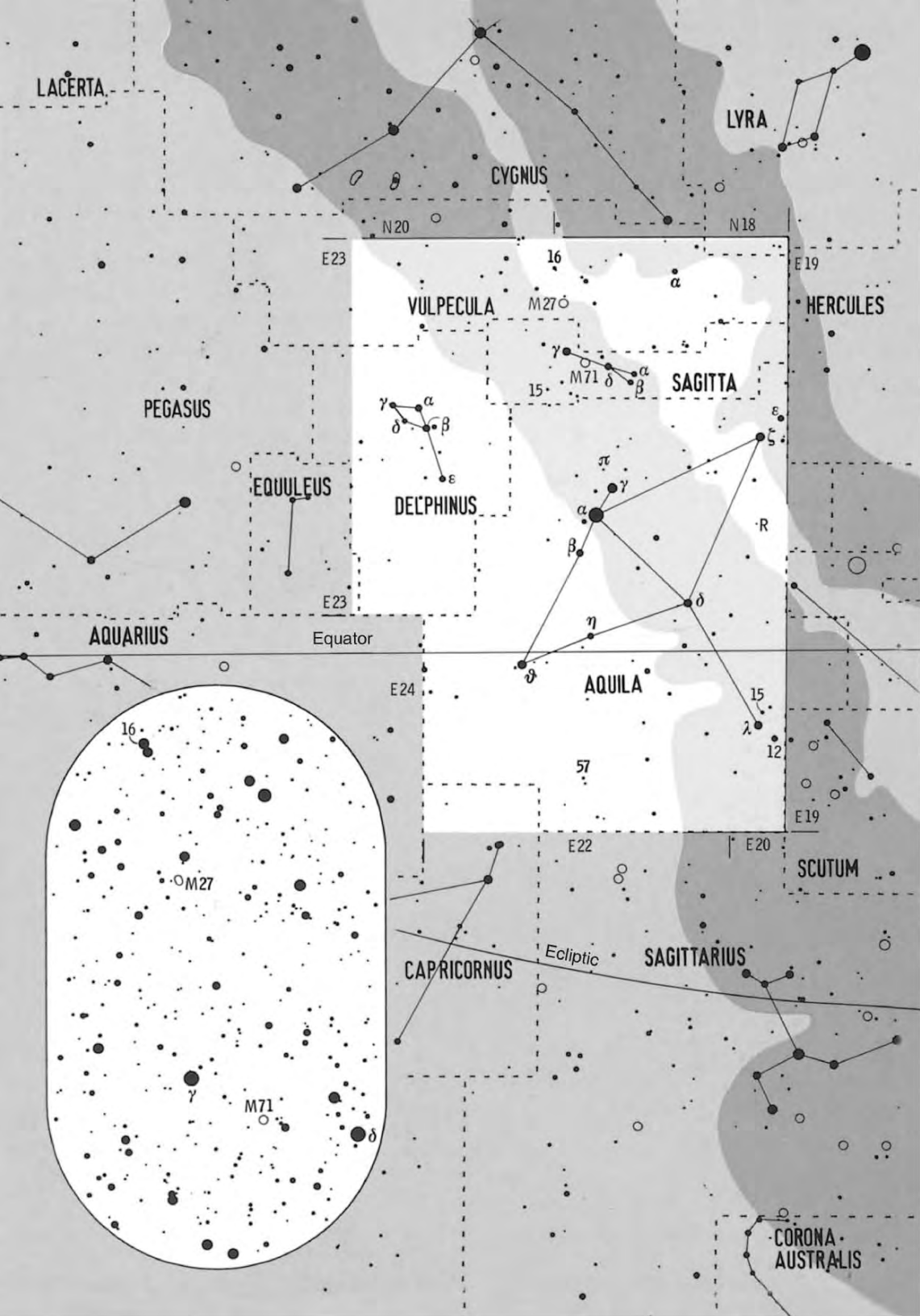
6838 M71 Interesting features, triangular shape, resolved into stars in a telescope, low number of stars, looks similar to some open clusters.

6853 M27 **Dumbbell Nebula**, may be the most beautiful planetary, shape visible in binoculars, more detail in a telescope, greenish color, southwestern lobe is brighter, extended faint halo requires nebula filter.











STAR	Position	V-Mag.	B-V	Te.	Sp.	Abs.	Name	Dist.	R.A.	Dec.
13	ε Aql	• 4.0	1.1	↓	K2	1 ^M	150 ly	18 ^h 59 ^m .6	15°07'
12	Aql	• 4.0	1.1	↓	K1	1	150	19 01.7	-5.74
15	Aql	• 5.2	* 1.2	↓	K1	0	330,600	19 05.0	-4.03
17	ζ Aql	• 3.0	0.0	↓	A0	1	84	19 05.4	13.86
16	λ Aql	• 3.4	-1	↓	B9	0	125	19 06.2	-4.88
R	Aql	• 5.8-10	1.3	↓	M7	-1	700	19 06.4	8.23
30	δ Aql	• 3.4	0.3	↓	F0	2	50	19 25.5	3.11
6	α Vul	• 4.4	1.5	↓	M0	0	300	19 28.7	24.66
5	α Sge	• 4.4	0.8	↓	G0	-1	} Sep. 35' •	460	19 40.1	18.01
6	β Sge	• 4.4	1.0	↓	G8	-1				
50	γ Aql	• 2.7	1.5	↓	K3	-3	Tarazed	500	19 46.3	10.61
7	δ Sge	• 3.7	1.3	↓	M2	-2	460	19 47.4	18.53
52	π Aql	• 5.7	* 0.5	↓	A9	0	500	19 48.7	11.82
53	α Aql	• 0.8	0.2	↓	A7	2	Altair, Atair	16.7	19 50.8	8.87
55	η Aql	• 3.5-4.4	0.7	↓	F6	-5	1400	19 52.5	1.01
57	Aql	• 5.3	* -1	↓	B7	0	350	19 54.6	-8.23
60	β Aql	• 3.7	0.9	↓	G8	3	Alschain	45	19 55.3	6.41
12	γ Sge	• 3.5	1.6	↓	K7	-1	260	19 58.8	19.49
16	Vul	• 5.2	* 0.4	↓	F2	1	220	20 02.0	24.94
15	Sge	• 5.4	* 0.5	↓	F6	0	58,600	20 04.1	17.08
65	ϑ Aql	• 3.2	-1	↓	B9	-1	280	20 11.3	-0.82
2	ε Del	• 4.0	-1	↓	B6	-1	350	20 33.2	11.30
6	β Del	• 3.6	0.4	↓	F5	1	100	20 37.5	14.60
9	α Del	• 3.8	-1	↓	B9	-1	240	20 39.6	15.91
11	δ Del	• 4.4	0.3	↓	A7	0	210	20 43.5	15.07
12	γ Del	• 3.9	* 0.8	↓	G6	1	105	20 46.7	16.12

BINARY	Position	V-Mag.	B-V	Te.	Sep.	PA	Vis.
15	Aql	• 5.4	7.0	1.1	1.5	∥∥	39" •
52	π Aql	• 6.3	6.8	0.8	0.1	∥∥	1.4 •
57	Aql	• 5.7	6.5	-1	0.0	∥∥	35.6 •
16	Vul	• 5.8	6.2	0.3	0.4	∥∥	0.9 •
15	Sge	• 5.8	6.9	0.6	0.1	∥∥	216 •
12	γ Del	• 4.3	5.1	1.0	0.5	∥∥	'5 9.1 •
					2020	8.9	•




















VARIABLE	STAR
R	Aql
Period	≈ 280 d
Max.	≈ 2454000
55	η Aql
Period	7.1767 d
Max.	2454004.9
Min.	Max. + 4.9




















E22 _____ Equator, Ecliptic _____ Summer–Fall Constellations

NEBULA	Position	v-Mag.	Size	Shape	Type	Vis.	Dist.	R.A.	Dec.
6809 M55	Sgr 	7	13/□' 15'	○ XI	GC		18 000 ly	19 ^h 40 ^m .0	-30°.96
6818	Sgr 	9½	7 0.4	○ R	PN		7 000	19 44.0	-14.15
6822	Sgr 	9	14 12	○ Ir	Glx		1.5 M	19 45.0	-14.80
6864 M75	Sgr 	9	11 3	○ I	GC		65 000	20 06.1	-21.92
7099 M30	Cap 	7½	11 6	○ V	GC		25 000	21 40.4	-23.18

- 6809 M55 Quite large in binoculars, completely resolved in a telescope, irregular outline, dark notch on its southeastern side, difficult to find.
- 6818 Stellar in binoculars, oval disk in a telescope at high power; it does not look like a ring but the center is a little dim; slightly greenish.
- 6822 **Barnard's Galaxy**, very close galaxy, very hard to see since there is no detail and no core, darkest sky and lowest power essential.
- 6864 M75 Quite distant globular cluster, therefore faint, small, and not resolvable into individual stars, contains an extraordinary bright center.
- 7099 M30 Distinct core, elongated envelope, outer portions can be resolved in a telescope, radial chains of stars (see also bottom right of page E1).

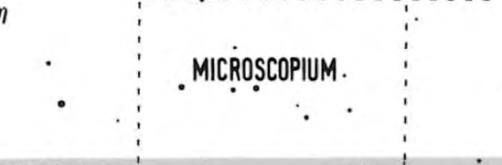
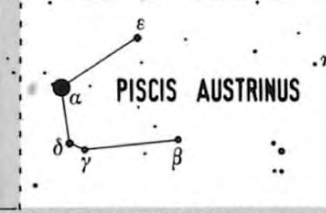
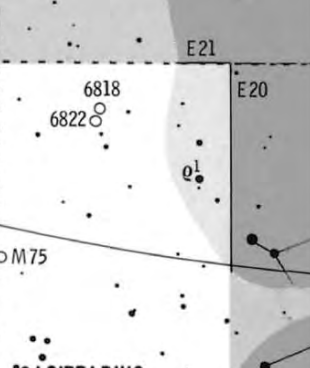
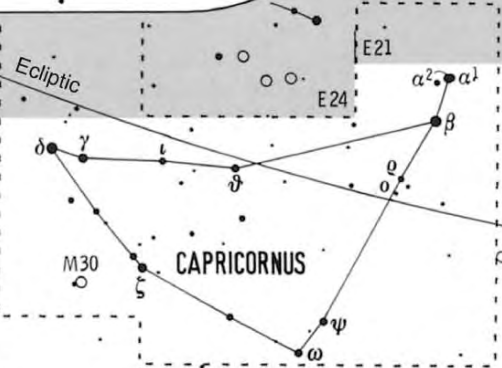
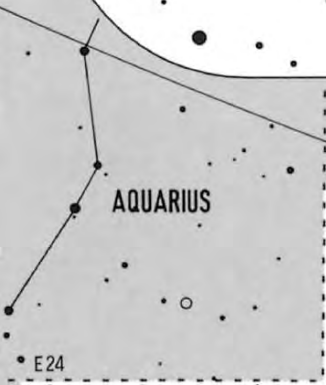
STAR	Position	V-Mag.	B-V	Te.	Sp.	Abs.	Name	Dist.	R.A.	Dec.
44 ϱ^1	Sgr 	• 3.9	0.2	↓	F 0	1 ^M	122 ly	19 ^h 21 ^m .7	-17°.85
5 α^1	Cap 	• 4.3	1.0	↓	G 3	-2	Algiedi}	700	20 17.6	-12.51
6 α^2	Cap 	• 3.6	0.9	↓	G 7	1	Algiedi}	108	20 18.1	-12.54
9 β	Cap 	• 3.0	* 0.7	↓	F 7	-2	320	20 21.0	-14.78
11 ϱ	Cap 	• 4.6	* 0.5	↓	F 5	0	98,500	20 28.9	-17.82
12 o	Cap 	• 5.5	* 0.1	↓	A 3	1	220	20 29.9	-18.58
16 ψ	Cap 	• 4.1	0.4	↓	F 5	3	48	20 46.1	-25.27
18 ω	Cap 	• 4.1	1.6	↓	K 4	-2	600	20 51.8	-26.92
23 ϑ	Cap 	• 4.1	0.0	↓	A 1	1	160	21 05.9	-17.23
32 ι	Cap 	• 4.3	0.9	↓	G 8	0	215	21 22.2	-16.83
34 ζ	Cap 	• 3.8	1.0	↓	G 4	-2	400	21 26.7	-22.41
40 γ	Cap 	• 3.7	0.3	↓	A 7	1	130	21 40.1	-16.66
49 δ	Cap 	• 2.8-3.1	0.3	↓	A 9	2	Deneb Algedi	38.5	21 47.0	-16.13
12 η	Psa 	• 5.4	* -1	↓	B 8	-2	1 000	22 00.8	-28.45
17 β	Psa 	• 4.3	* 0.0	↓	A 1	1	145	22 31.5	-32.35
18 ε	Psa 	• 4.2	-1	↓	B 8	-3	700	22 40.7	-27.04
22 γ	Psa 	• 4.5	* 0.0	↓	A 0	0	220	22 52.5	-32.88
23 δ	Psa 	• 4.2	1.0	↓	G 8	1	170	22 55.9	-32.54
24 α	Psa 	• 1.2	0.1	↓	A 3	2	Fomalhaut	25.2	22 57.6	-29.62

BINARY	Position	V-Mag.	B-V	Te.	Sep.	PA	Vis.	VARIABLE STAR
9 β	Cap 	• 3.1	6.1	0.8	0.0	∥∥	205.2	•• 
11 ϱ	Cap 	• 4.8	6.6	0.4	1.1	∥∥	258	•• 
12 o	Cap 	• 5.9	6.7	0.1	0.2	∥∥	21.9	•• 
12 η	Psa 	• 5.8	6.8	-1	0.0	∥∥	1.8	•• 
17 β	Psa 	• 4.3	7.8	0.0	0.5	∥∥	30.3	•• 
22 γ	Psa 	• 4.5	8.0	0.0	0.5	∥∥	4.1	•• 
49 δ	Cap 	•						
								Period 1.02277 d
								Min. 2454000.28
								Eclipse 4 hours
								The light curve varies slightly.



Equator

AQUILA



Ecliptic

E21

E21

E20

E20

S24

S24

S21

E23

Equator, Ecliptic

Fall Constellations

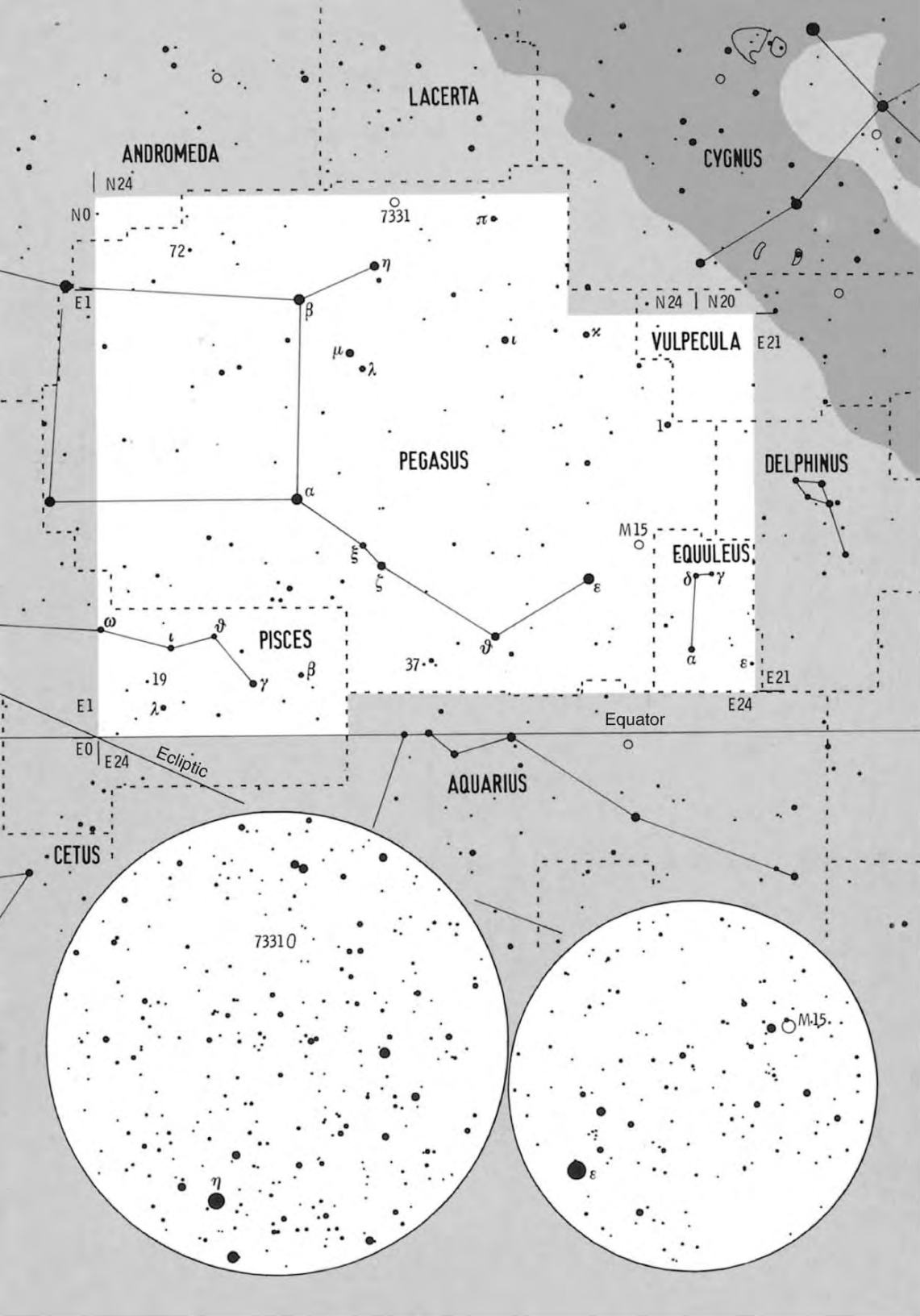
NEBULA	Position	v-Mag.	Size	Shape	Type	Vis.	Dist.	R.A.	Dec.
7078 M15	Peg	6½	11/□' 10'	○ IV	GC		35 000 ly	21 ^h 30 ^m 0	12 ^o 17'
7331	Peg	10	13 9	∥ Sc	Glx		50 M	22 37.1	34.42

- 7078 M15 Almost stellar in opera glasses, small slightly oval glow in binoculars, resolved in a telescope with the exception of the bright center, relatively easy to find since it lies in a poor region not too far from Enif; this is the best globular cluster in the fall constellations.
- 7331
- Nice spindle, almost edge-on galaxy, oval core within very elongated halo; 30' to the southwest is Stephan's Quintet, consisting of five mag. 13 galaxies within a 4' circle, extremely challenging object.

STAR	Position	V-Mag.	B-V	Te.	Sp.	Abs.	Name	Dist.	R.A.	Dec.
1 ε	Equ	• 5.2	✱ 0.5	↓	F 6	1 ^M	200ly	20 ^h 59 ^m 1	4 ^o 29'
5 γ	Equ	• 4.7	0.3	↓	F 0	2	116	21 10.3	10.13
7 δ	Equ	• 4.5	0.5	↓	F 6	3	61	21 14.5	10.01
8 α	Equ	• 3.9	0.5	↓	G 0	0	. Kitalphar .	185	21 15.8	5.25
1	Peg	• 4.1	1.1	↓	K 1	1	155	21 22.1	19.80
8 ε	Peg	● 2.4	1.5	↓	K 2	-4	. . Enif . .	700	21 44.2	9.88
10 κ	Peg	• 4.1	0.4	↓	F 5	1	115	21 44.6	25.65
24 ι	Peg	• 3.8	0.4	↓	F 5	3	38.5	22 07.0	25.35
29 π	Peg	• 4.3	0.5	↓	F 5	0	also π ² Pegasi	250	22 10.0	33.18
26 ϑ	Peg	• 3.5	0.1	↓	A 2	1	. Baham .	97	22 10.2	6.20
37	Peg	• 5.5	0.4	↓	F 5	2	170	22 30.0	4.43
42 ζ	Peg	• 3.4	-1	↓	B 8	-1	. Homam .	205	22 41.5	10.83
44 η	Peg	● 2.9	0.8	↓	G 2	-1	. . Matar . .	220	22 43.0	30.22
47 λ	Peg	• 4.0	1.1	↓	G 8	-1	380	22 46.5	23.57
46 ξ	Peg	• 4.2	0.5	↓	F 7	3	53	22 46.7	12.17
48 μ	Peg	• 3.5	0.9	↓	G 9	1	. Sadalbari .	117	22 50.0	24.60
53 β	Peg	● 2.4-2.6	1.7	↓	M 2	-2	. . Scheat . .	200	23 03.8	28.08
4 β	Psc	• 4.5	-1	↓	B 6	-1	500	23 03.9	3.82
54 α	Peg	● 2.5	0.0	↓	B 9	-1	. Markab .	140	23 04.8	15.21
6 γ	Psc	• 3.7	0.9	↓	G 7	1	130	23 17.2	3.28
10 ϑ	Psc	• 4.3	1.1	↓	K 1	1	160	23 28.0	6.38
72	Peg	• 5.0	✱ 1.4	↓	K 4	-1	500	23 34.0	31.33
17 ι	Psc	• 4.1	0.5	↓	F 7	3	45	23 39.9	5.63
18 λ	Psc	• 4.5	0.2	↓	A 7	2	100	23 42.0	1.78
19	Psc	• 4.9-5.1	2.5	•	C 5	-2	TX Piscium	800	23 46.4	3.49
28 ω	Psc	• 4.0	0.4	↓	F 4	1	106	23 59.3	6.86

BINARY	Position	V-Mag.	B-V	Te.	Sep.	PA	Vis.
1 ε	Equ	• 5.4	✱ 7.2	0.5 0.5	∥∥ 10 ^o 6'	• •	
		6.0	6.3	0.4 0.5	∥∥ 5	• •	
					2012	0.3	• •
					2020	0.1	• •
72	Peg	• 5.6	5.9	1.4 1.4	∥∥	0.5	• •

VARIABLE	STAR	
53 β	Peg	● irregular
		Extrema 2.3-2.7
19 TX	Psc	• irregular
		Extrema 4.8-5.2
		Color orange-red.



E24

Equator, Ecliptic

Fall Constellations

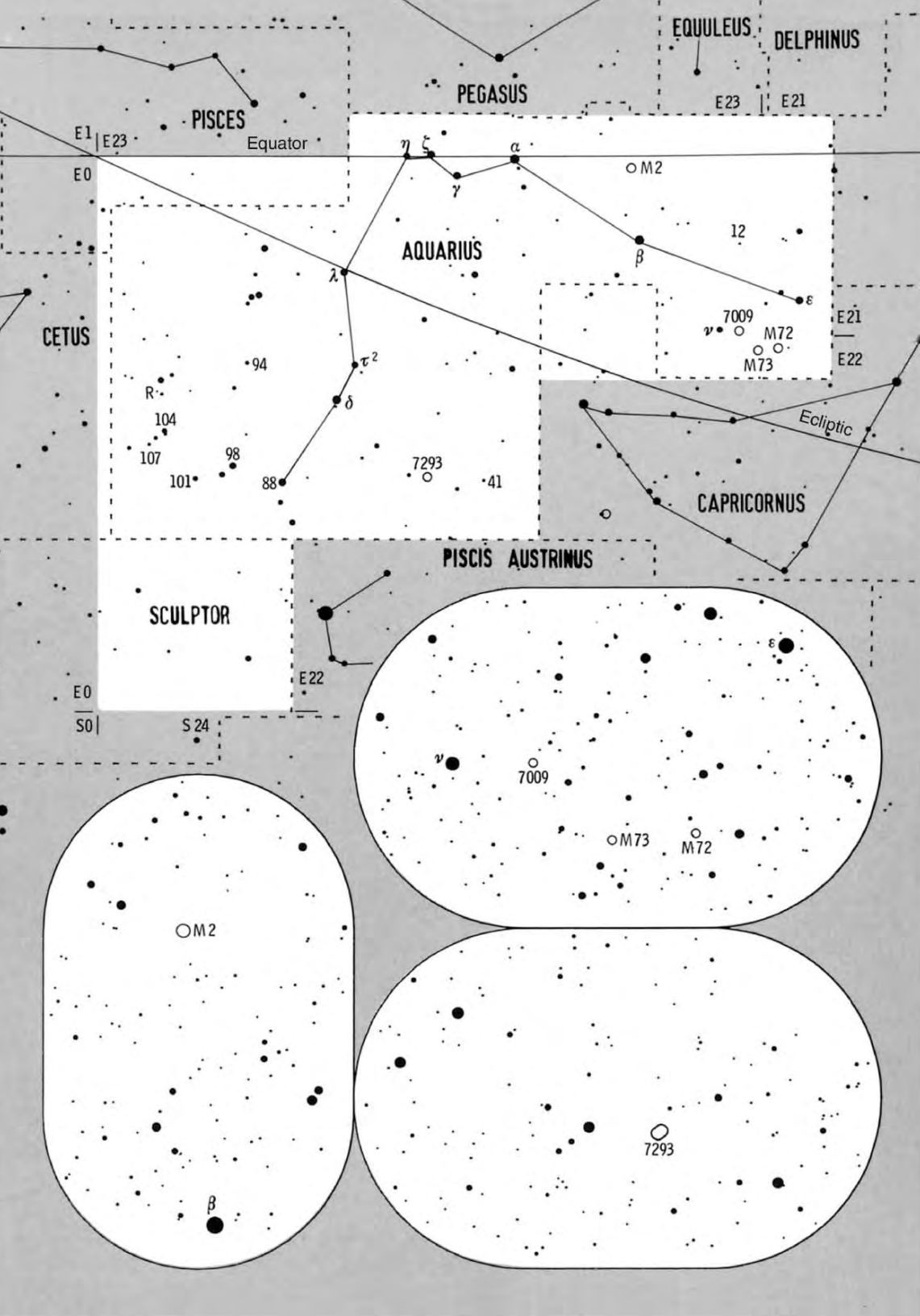
NEBULA	Position	v-Mag.	Size	Shape	Type	Vis.	Dist.	R.A.	Dec.
6981 M72	Aqr	9½	12/□'	3'	○ IX	GC	55 000 ly	20 ^h 53 ^m .5	-12°54'
6994 M73	Aqr	8½	10	2.5	○ p	OC	2000	20 58.9	-12.63
7009	Aqr	8	6	0.6	○ A	PN	3000	21 04.2	-11.37
7089 M2	Aqr	6½	11	10	○ II	GC	38000	21 33.5	-0.82
7293	Aqr	7	13	15	○ R	PN	500	22 29.6	-20.84

6981 M72 The faintest globular cluster in this catalog; it is not resolvable.
 6994 M73 Hardly an open cluster, Messier describes it as a group of 3–4 stars.
 7009 **Saturn Nebula**, a blue-green ellipse, needs high power; the faint extensions and the mag. 12.8 central star are difficult to observe.
 7089 M2 Large bright glow in binoculars, barely resolvable in a telescope.
 7293 **Helix Nebula**, the brightest and nearest planetary; the planetary for binoculars, but only at dark sky, needs low power in a telescope; interesting details are visible in the ring through a nebula filter.

STAR	Position	V-Mag.	B-V	Te.	Sp.	Abs.	Name	Dist.	R.A.	Dec.
2 ε	Aqr	• 3.8	0.0	↓	A 1	0 ^M	230 ly	20 ^h 47.7	-9°50'
12	Aqr	• 5.5	* 0.7	↓	G 8	0	500	21 04.1	-5.82
13 ν	Aqr	• 4.5	0.9	↓	G 8	1	165	21 09.6	-11.37
22 β	Aqr	• 2.9	0.8	↓	G 0	-4	Sadalsuud	700	21 31.6	-5.57
34 α	Aqr	• 3.0	1.0	↓	G 2	-4	Sadalmelik	800	22 05.8	-0.32
41	Aqr	• 5.3	* 0.8	↓	G 8	1	280	22 14.3	-21.07
48 γ	Aqr	• 3.9	-1	↓	A 0	1	Sadachbia	150	22 21.7	-1.39
55 ζ	Aqr	• 3.7	* 0.4	↓	F 3	1	105	22 28.8	-0.02
62 η	Aqr	• 4.0	-1	↓	B 9	0	180	22 35.4	-0.12
71 τ ²	Aqr	• 4.0	1.6	↓	M 0	-1	400	22 49.6	-13.59
73 λ	Aqr	• 3.7	1.6	↓	M 2	-2	380	22 52.6	-7.58
76 δ	Aqr	• 3.3	0.1	↓	A 3	0	170	22 54.6	-15.82
88	Aqr	• 3.7	1.2	↓	K 1	-1	240	23 09.4	-21.17
94	Aqr	• 5.1	* 0.8	↓	G 8	3	70	23 19.1	-13.46
98	Aqr	• 4.0	1.1	↓	K 0	0	160	23 23.0	-20.10
101	Aqr	• 4.7	* 0.0	↓	A 0	0	320	23 33.3	-20.91
104	Aqr	• 4.8	0.8	↓	G 2	-2	700	23 41.8	-17.81
R	Aqr	• 6.0–10	1.5	↓	M 4	-1	800	23 43.8	-15.28
107	Aqr	• 5.3	* 0.3	↓	F 2	1	210	23 46.0	-18.68

BINARY	Position	V-Mag.	B-V	Te.	Sep.	PA	Vis.
12	Aqr	• 5.8	7.4	0.8	0.1	∥∥	2.4
41	Aqr	• 5.6	7.1	0.9	0.4	∥∥	5.2
55 ζ	Aqr	• 4.3	4.5	0.4	0.5	∥∥	2.2
							2012 2.5
							2020 2.7
94	Aqr	• 5.2	7.4	0.8	0.9	∥∥	12.5
101	Aqr	• 4.8	7.2	0.0	0.2	∥∥	0.9
107	Aqr	• 5.7	6.7	0.3	0.3	∥∥	6.9

VARIABLE	STAR
R	Aqr
Period	388 d
Max.	2454040
Min.	Max. + 220
Extrema	5.8–12.4
Period	increases
and	decreases
every	24 years.



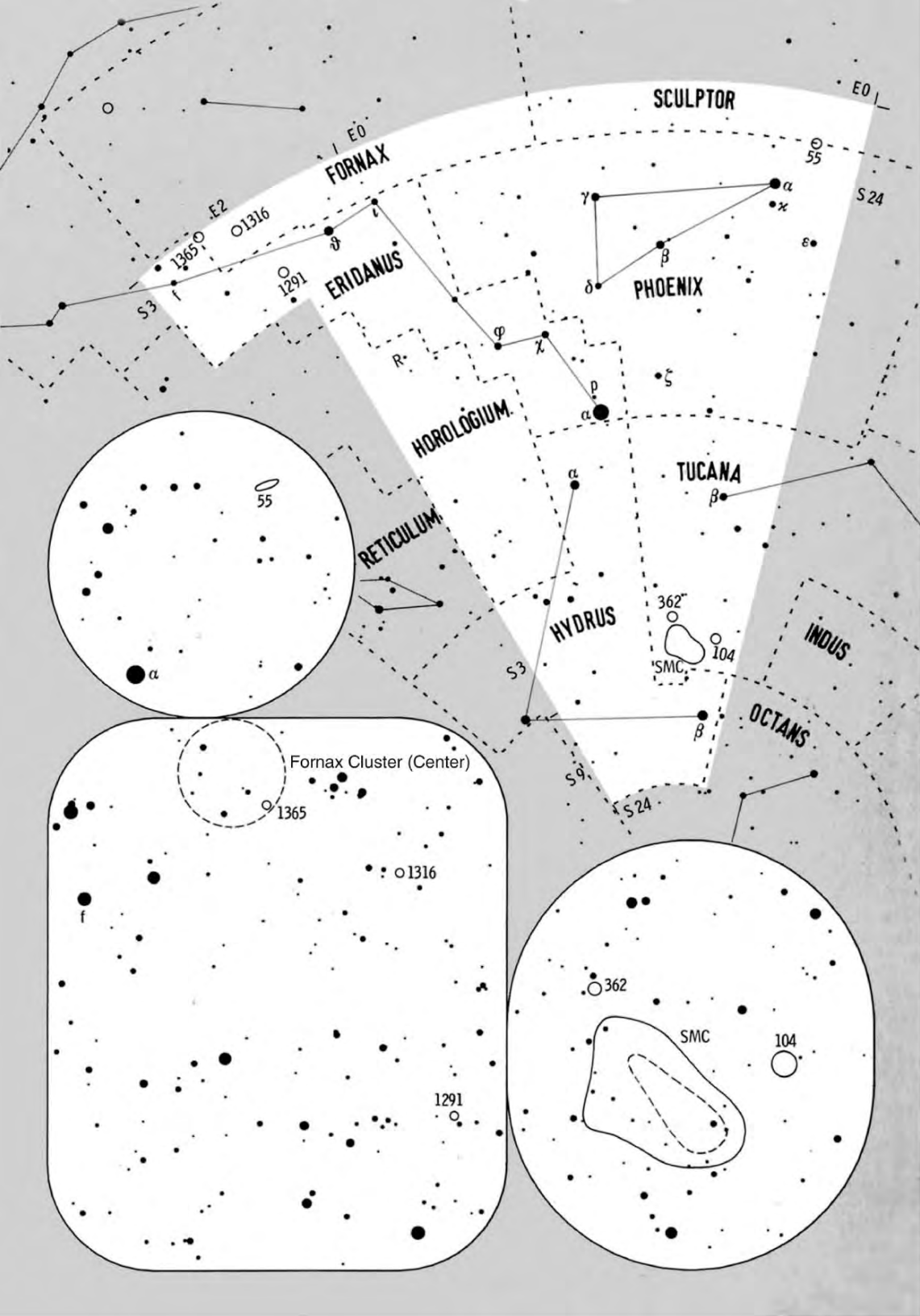
NEBULA	Position	v-Mag.	Size	Shape	Type	Vis.	Dist.	R.A.	Dec.	
55 Scl		8	13/□' 25'	Sm	Glx		8 Mly	0 ^h 15 ^m .1 -39°22'	
104 Tuc		4	11	25	○ III	GC		15 000	0 24.1 -72.08
292	SMC Tuc		2½	13	180	○ Sm	Glx		200 000	0 53 -72.8
362 Tuc		6½	11	10	○ III	GC		28 000	1 03.2 -70.85
1291 Eri		9	12	6	○ S0	Glx		35 M	3 17.3 -41.11
1316 For		9	11	3.5	○ S0	Glx		70 M	3 22.7 -37.21
1365 For		10	13	6	○ Sb	Glx		70 M	3 33.6 -36.14

- 55 Very elongated, bright western part, bright knots, needs low power.
- 104 **47 Tucanae**, majestic globular cluster, even with unaided eye, outstanding core, huge number of stars in a telescope, 2° west of SMC.
- 292 SMC **Small Magellanic Cloud**, eye-catching under dark sky with unaided eye, nice features in northern portion, low power necessary.
- 362 Bright distinct center, outer region slightly resolved in a telescope.
- 1291 Circular central area, elongated halo, hardly any features visible.
- 1316 **Fornax A**, brightest galaxy of the **Fornax Cluster**, stellar core.
- 1365 Bar of the barred spiral barely visible, many mag. 11 galaxies nearby.

STAR	Position	V-Mag.	B-V	Te.	Sp.	Abs.	Name	Dist.	R.A.	Dec.	
ε	Phe		•	3.9	1.0	↓	K0 1 ^M	140 ly	0 ^h 09 ^m .4 -45°75'	
β	Hya		•	2.8	0.6	↓	G2 3	24.4	0 25.8 -77.25	
κ	Phe		•	3.9	0.2	↓	A7 2	77	0 26.2 -43.68	
α	Phe		•	2.4	1.1	↓	K0 1	.. Ankaa ..	77	0 26.3 -42.31	
β	Tuc		•	3.7	★	0.0	↓	A0 1	140	0 31.6 -62.96
β	Phe		•	3.3	0.9	↓	G8 -1	230	1 06.1 -46.72	
ζ	Phe		•	3.9-4.4★	-1	↓	B8 -1	290	1 08.4 -55.25	
γ	Phe		•	3.4	1.5	↓	K5 -1	240	1 28.4 -43.32	
δ	Phe		•	3.9	1.0	↓	K0 1	145	1 31.3 -49.07	
α	Eri		•	0.5	-2	↓	B3 -3	. Achernar .	143	1 37.7 -57.24	
p	Eri		•	5.0	★	0.9	↓	K3 5	26.6	1 39.8 -56.20
χ	Eri		•	3.7	0.8	↓	G5 2	57	1 56.0 -51.61	
α	Hya		•	2.9	0.3	↓	F0 1	71	1 58.8 -61.57	
φ	Eri		•	3.6	-1	↓	B8 0	155	2 16.5 -51.51	
ι	Eri		•	4.1	1.0	↓	K0 1	145	2 40.7 -39.86	
R	Hor		•	5.7-12	1.3	↓	M7 -1	800	2 53.9 -49.89	
θ	Eri		•	2.9	★	0.1	↓	A3 -1	. Acamar .	160	2 58.3 -40.30
f	Eri		•	4.3	★	0.0	↓	A0 1	170	3 48.6 -37.62

BINARY	Position	V-Mag.	B-V	Te.	Sep.	PA	Vis.				
β	Tuc		•	4.4	4.5	-1	0.1	27.0	•		
ζ	Phe		•	4	6.9	-1	0.5	6.6	•		
p	Eri		•	5.8	5.8	0.9	0.8	5	11.5	•	
								2020	11.6	•	
θ	Eri		•	3.2	4.3	0.2	0.1	8.3	•		
f	Eri		•	4.8	5.4	0.0	0.0	8.2	•		

VARIABLE	STAR	
ζ	Phe	
	Period	1.66976 d
	Min.	2454001.62
R	Hor	
	Period	405 d
	Max.	≈ 2454022



SCULPTOR

FORMAX

ERIDANUS

PHOENIX

HOROLOGIUM

TUCANA

RETICULUM

HYDRUS

INDUS

OCTANS

Fornax Cluster (Center)

SMC

SMC

E2

E0

E0

S3

1365

1316

1291

55

S24

55

α

α

β

362

104

S3

β

S9

S24

362

104

1291

NEBULA	Position	v-Mag.	Size	Shape	Type	Vis.	Dist.	R.A.	Dec.
1851 ..	Col	7½	11/□'	6'	○ II	GC	40 000ly	5 ^h 14 ^m .1	-40°.04
LMC Dor		0	13	420	○ Sm	Glx	170 000	5 24	-69.8
2070 ..	Dor	4½	11	25	○ Em	DN	170 000	5 38.7	-69.10
2516 ..	Car	4	11	40	○ r	OC	1 300	7 58.3	-60.82

1851 .. Central condensation is well visible in binoculars, hardly resolvable.

LMC **Large Magellanic Cloud**, the brightest and largest nebula, the bar and traces of spiral arms with unaided eye, in binoculars under dark sky past all description, still better in a telescope, many bright knots.

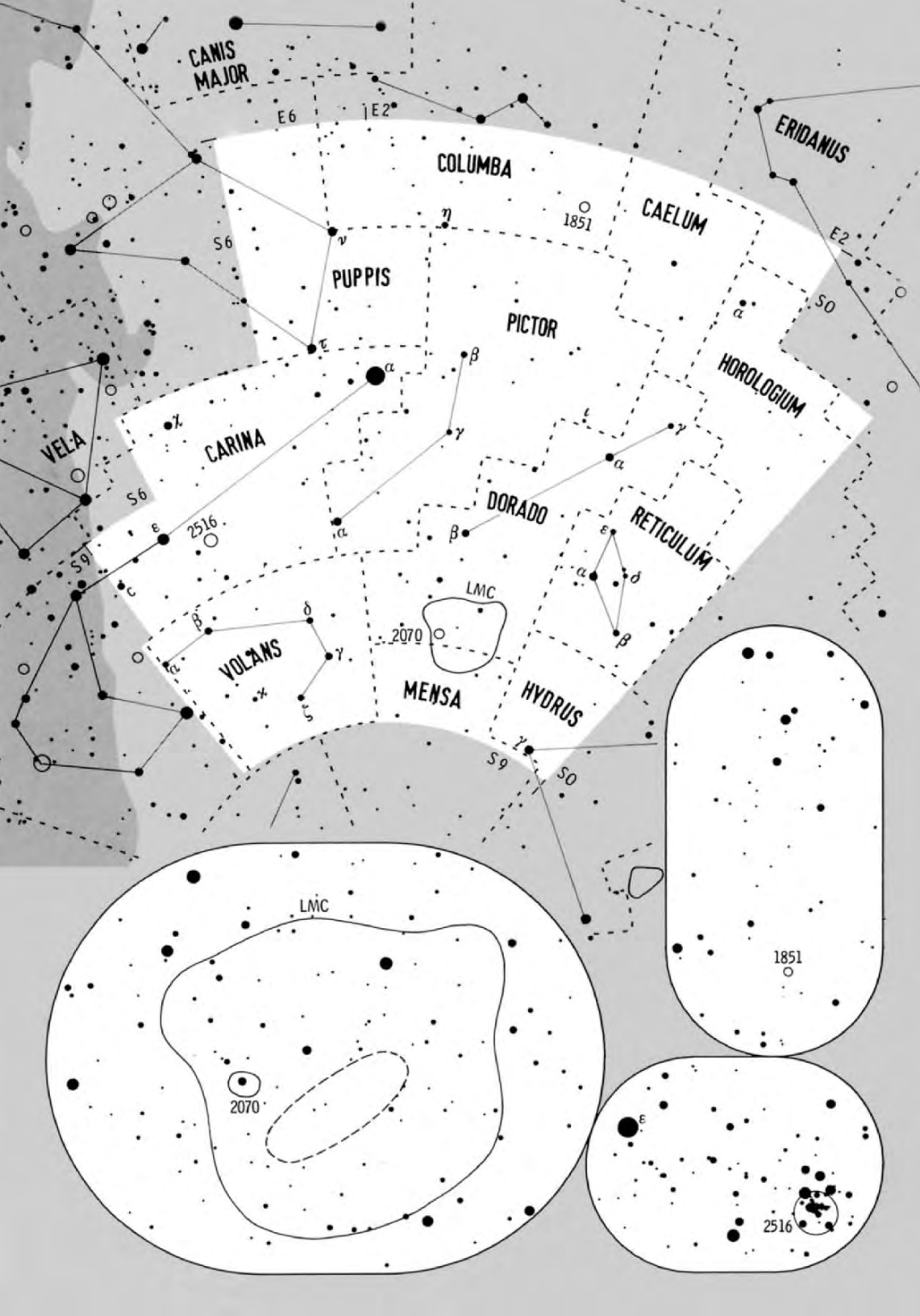
2070 .. **Tarantula Nebula**, fantastic detail, unique in the sky, 5000 times as luminous as the Orion Nebula, supernova 1987A remnant 20' southwest.

2516 .. Impressively rich in binoculars, even better in a telescope, rewarding.

STAR	Position	V-Mag.	B-V	Te.	Sp.	Abs.	Name	Dist.	R.A.	Dec.
β	Ret	• 3.8	1.1	↓	K0	1 ^M	100ly	3 ^h 44 ^m .2	-64°.81
γ	Hyi	• 3.3	1.6	↓	M2	-1	210	3 47.2	-74.24
δ	Ret	• 4.6	1.6	↓	M2	-2	550	3 58.7	-61.40
α	Hor	• 3.9	1.1	↓	K1	1	117	4 14.0	-42.29
α	Ret	• 3.3	0.9	↓	G7	0	165	4 14.4	-62.47
γ	Dor	• 4.3	0.3	↓	F4	3	66	4 16.0	-51.49
ε	Ret	• 4.4	1.1	↓	K2	3	60	4 16.5	-59.30
α	Dor	• 3.3	-1	↓	A0	0	180	4 34.0	-55.05
ι	Pic	• 5.2	✱ 0.4	↓	F0	2	120	4 50.9	-53.46
β	Dor	• 3.4-4.1	0.6	↓	F6	-5	1 200	5 33.6	-62.49
β	Pic	• 3.9	0.2	↓	A3	2	63	5 47.3	-51.07
γ	Pic	• 4.5	1.1	↓	K1	1	175	5 49.8	-56.17
η	Col	• 4.0	1.1	↓	K0	-2	500	5 59.1	-42.82
α	Car	• -0.7	0.2	↓	F0	-6	Canopus	310	6 24.0	-52.70
ν	Pup	• 3.2	-1	↓	B8	-2	410	6 37.8	-43.20
α	Pic	• 3.2	0.2	↓	A7	1	88	6 48.2	-61.94
τ	Pup	• 2.9	1.2	↓	K0	-1	180	6 49.9	-50.61
γ	Vol	• 3.6	✱ 0.9	↓	G6	1	135	7 08.8	-70.50
δ	Vol	• 4.0	0.8	↓	F6	-3	700	7 16.8	-67.96
ζ	Vol	• 3.9	1.0	↓	K0	1	132	7 41.8	-72.61
χ	Car	• 3.5	-2	↓	B3	-2	400	7 56.8	-52.98
κ	Vol	• 4.7	✱ -1	↓	B9	-1	400	8 19.9	-71.51
ε	Car	• 1.9	1.2	↓	K3	-5	.. Avoir ..	600	8 22.5	-59.51
β	Vol	• 3.8	1.1	↓	K2	1	108	8 25.7	-66.14
c	Car	• 3.8	-1	↓	B8	-1	320	8 55.0	-60.64
α	Vol	• 4.0	0.1	↓	A4	1	124	9 02.4	-66.40

BINARY	Position	V-Mag.	B-V	Te.	Sep.	PA	Vis.
ι	Pic	• 5.6 6.4	0.3 0.5		12.5	•	
γ	Vol	• 3.8 5.7	1.0 0.5		14.2	•	
κ	Vol	• 5.3 5.6	-1 -1		64.8	•	

VARIABLE	STAR
β	Dor
Period	9.8425 d
Max.	2454005.7


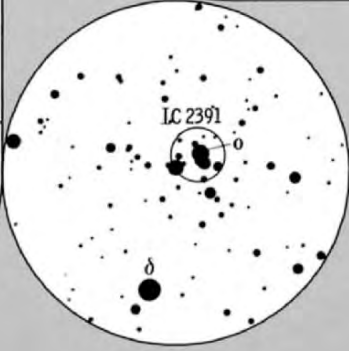
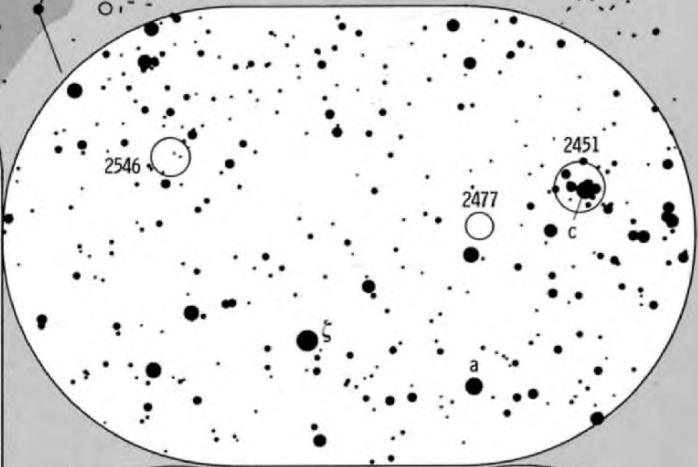

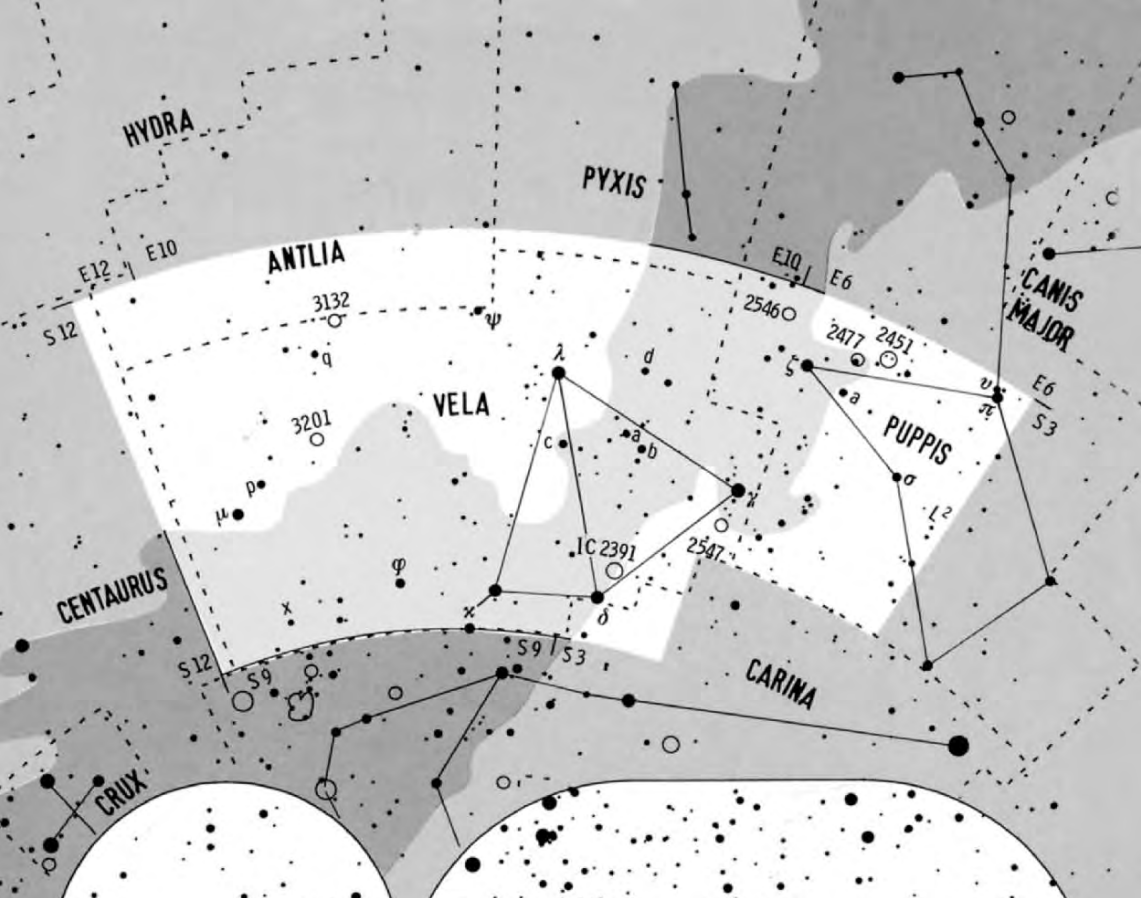


NEBULA	Position	v-Mag.	Size	Shape	Type	Vis.	Dist.	R.A.	Dec.		
2451 ..	Pup		3½	11/□'	40'	0 p	OC		1400ly	7 ^h 45 ^m .4	-37°97'
2477 ..	Pup		6	12	25	0 r	OC		4000	7 52.3	-38.53
2547 ..	Vel		5	11	20	0 m n	OC		1500	8 10.1	-49.23
2546 ..	Pup		6½	13	35	0 m	OC		3000	8 12.4	-37.63
IC2391	Vel		3	11	40	0 p	OC		480	8 40.2	-53.07
3132 ..	Vel		9	9	1.0	0 R	PN		3000	10 07.0	-40.44
3201 ..	Vel		7	12	12	0 X	GC		16000	10 17.6	-46.41

2451 .. Well resolved in binoculars, few stars, but very bright and colored ones.
 2477 .. Enormous number of stars, nicely resolved in a telescope, chain of stars.
 2547 .. Bright open cluster, best in binoculars, a mag. 6.5 star near the center.
 2546 .. Very elongated cluster in binoculars, inconspicuous in a telescope.
 IC2391 **Omikron (o) Velorum Cluster**, for unaided eye to binoculars, sparse.
 3132 .. Oval disk with a magnitude 10.1 star slightly off center in a telescope.
 3201 .. Irregular stellar condensations; it is just resolvable in a telescope.

STAR	Position	V-Mag.	B-V	Te.	Sp.	Abs.	Name	Dist.	R.A.	Dec.
L ²	Pup		• 4.0-5.0	1.5	↓	M5 0 ^M	185ly	7 ^h 13 ^m .5	-44°64'
π	Pup		• 2.7	1.6	↓	K3 -5	} Sep. 26'	1000	7 17.1	-37.10
y v	Pup		• 4.1	★ -1	↓	B3 -3		1000	7 18.4	-36.74
σ	Pup		• 3.3	1.5	↓	K5 -1	185	7 29.2	-43.30
c	Pup		• 3.6	1.7	↓	K4 -5	in NGC2451	1400	7 45.3	-37.97
a	Pup		• 3.7	1.0	↓	G8 -1	340	7 52.2	-40.58
ζ	Pup		• 2.2	-3	↓	O5 -6	1400	8 03.6	-40.00
γ	Vel		• 1.5-1.7★	-2	↓	O7 -6	Suhail Al Muhlif	900	8 09.5	-47.34
o	Vel		• 3.6	-2	↓	B3 -2	in IC2391	480	8 40.3	-52.92
b	Vel		• 3.8	0.7	↓	F3 -7	4000	8 40.6	-46.65
d	Vel		• 4.0	★ 0.9	↓	G5 0	225,85	8 44.4	-42.65
δ	Vel		• 1.9	0.0	↓	A1 0	80	8 44.7	-54.71
a	Vel		• 3.9	0.0	↓	A1 -4	1200	8 46.0	-46.04
c	Vel		• 3.8	1.2	↓	K2 -1	310	9 04.2	-47.10
λ	Vel		• 2.2	1.7	↓	K4 -4	Suhail Al Wazn	550	9 08.0	-43.43
κ	Vel		• 2.5	-1	↓	B2 -4	550	9 22.1	-55.01
ψ	Vel		• 3.6	0.4	↓	F2 2	60	9 30.7	-40.47
φ	Vel		• 3.5	-1	↓	B5 -6	2000	9 56.9	-54.57
q	Vel		• 3.9	0.1	↓	A2 1	102	10 14.7	-42.12
p	Vel		• 3.8	0.3	↓	F4 2	87	10 37.3	-48.23
x	Vel		• 4.1	★ 0.8	↓	F9 -3	800	10 39.3	-55.60
μ	Vel		• 2.7	0.9	↓	G5 0	115	10 46.8	-49.42

BINARY	Position	V-Mag.	B-V	Te.	Sep.	PA	Vis.	VARIABLE STAR
y v	Pup		• 4.7 5.1	-1 -2		240.0	••	L ² Pup • semireg. Period 140 d
γ	Vel		• 2 4.2	-2 -2		41.2	••	
d	Vel		• 4.1 7.2	0.9 0.7		238	••	γ Vel • irregular Period ≈ 2 min.
x	Vel		• 4.3 6.2	1.0 -1		51.8	••	



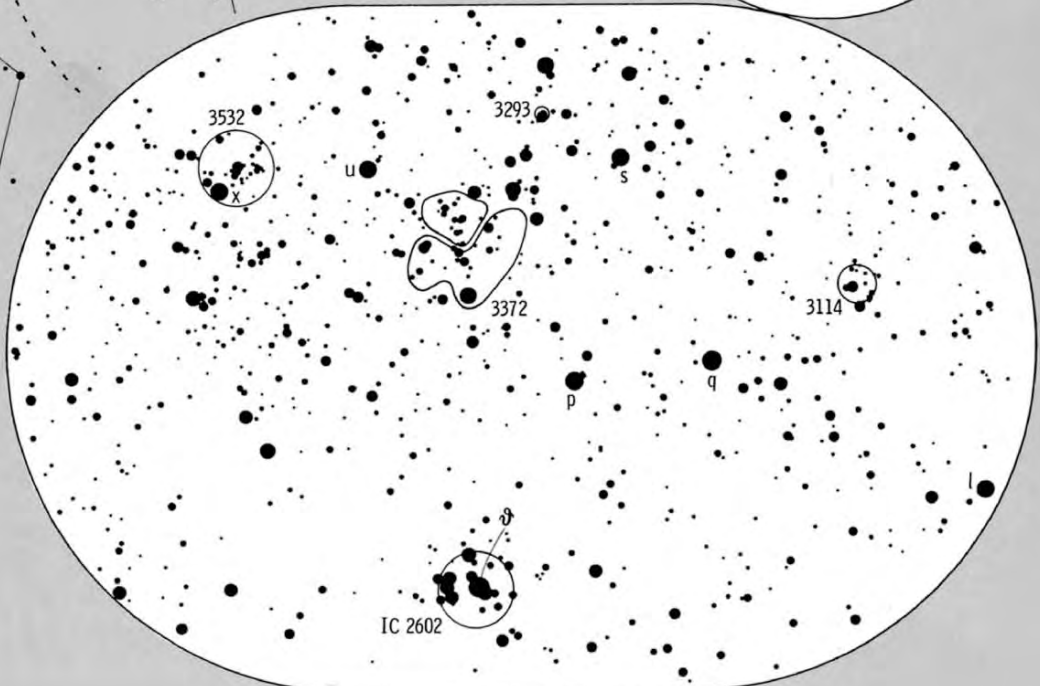
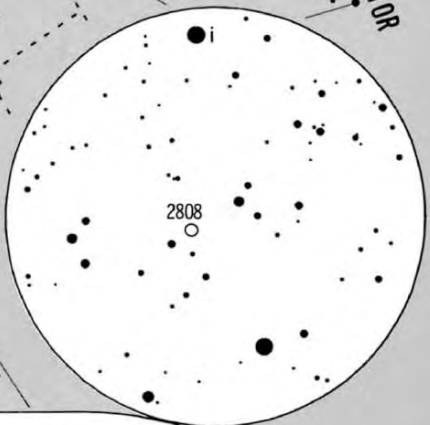
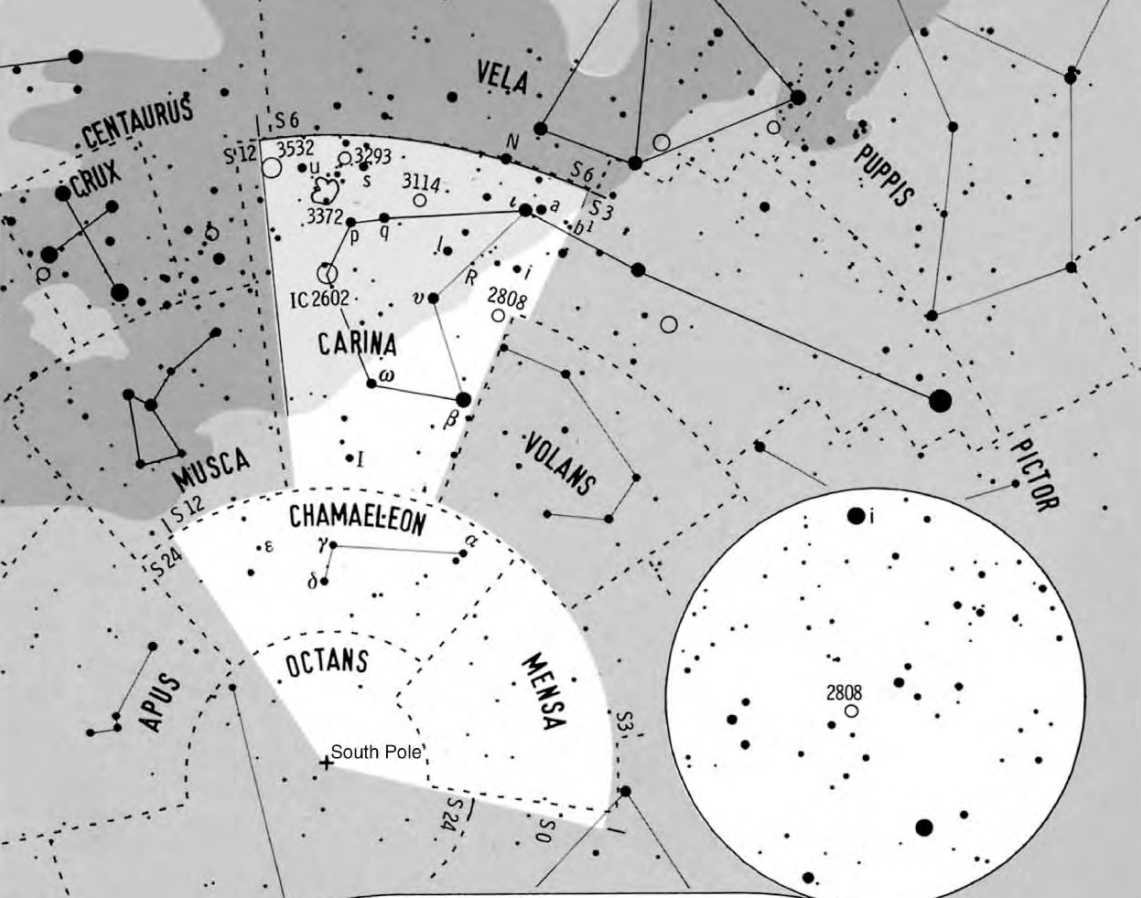
NEBULA	Position	v-Mag.	Size	Shape	Type	Vis.	Dist.	R.A.	Dec.	
2808 ..	Car		6½	11/□'	8'	○ I	GC	30 000ly	9 ^h 12 ^m 0	-64.86
3114 ..	Car		4½	11	30	○ r	OC	3 000	10 02.7	-60.13
3293 ..	Car		5	9	6	○ m n	OC	7 000	10 35.8	-58.23
IC2602	Car		2	10	60	○ m	OC	460	10 43.8	-64.35
3372 ..	Car		3	13	100	○ Em	DN	8 000	10 43.8	-59.87
3532 ..	Car		3½	12	60	○ r	OC	1 500	11 05.7	-58.72

2808 .. Resolved in a telescope, shape I = extreme central condensation.
 3114 .. Impressively rich open cluster, a rewarding object in every scope.
 3293 .. Small glow in binoculars, resolved in a telescope, takes high power.
 IC2602 **Southern Pleiades**, similar to the Pleiades, only a little fainter.
 3372 .. **Eta (η) Carinae Nebula**, conspicuous already with unaided eye, full of features in binoculars, even better in a telescope at low power.
 3532 .. Extremely rich, elongated open cluster, impressive in every scope.

STAR	Position	V-Mag.	B-V	Te.	Sp.	Abs.	Name	Dist.	R.A.	Dec.
α	Cha		• 4.1	0.4	↓	F 5	3 ^M	63ly	8 ^h 18 ^m 5	-76.92
b ¹	Car		• 4.7	★ -2	↓	B 3	-2	600	8 57.0	-59.23
a	Car		• 3.4	-2	↓	B 2	-2	430	9 11.0	-58.97
i	Car		• 4.0	-2	↓	B 3	-2	500	9 11.3	-62.32
β	Car		• 1.7	0.1	↓	A 2	-1 Miaplacidus	112	9 13.2	-69.72
ι	Car		• 2.2	0.2	↓	A 8	-4	650	9 17.1	-59.28
N	Vel		• 3.2	1.5	↓	K 5	-1	230	9 31.2	-57.03
R	Car		• 4.5-9.2	1.2	↓	M 6	-1	400	9 32.2	-62.79
l	Car		• 3.3-4.1	1.0	↓	G 5	-5 . ZZ Carinae .	1 400	9 45.2	-62.51
v	Car		• 2.9	★ 0.3	↓	A 9	-6	1 500	9 47.1	-65.07
ω	Car		• 3.3	-1	↓	B 8	-2	370	10 13.7	-70.04
q	Car		• 3.4	1.5	↓	K 3	-3	700	10 17.1	-61.33
I	Car		• 3.9	★ 0.3	↓	F 1	0	53,430	10 24.4	-74.02
s	Car		• 3.8	0.3	↓	F 2	-4	1 000	10 27.9	-58.74
p	Car		• 3.3	-1	↓	B 4	-3	520	10 32.0	-61.69
γ	Cha		• 4.1	1.6	↓	M 0	-1	400	10 35.5	-78.61
ϑ	Car		• 2.7	-2	↓	B 0	-3 . in IC2602 .	460	10 43.0	-64.39
δ	Cha		• 4.1	★ 0.0	↓	A 3	-1	370	10 45.6	-80.52
u	Car		• 3.7	★ 0.8	↓	K 0	-2	96,1500	10 53.5	-58.86
x	Car		• 3.9	1.2	↓	G 0	-8 near NGC3532	5 000	11 08.6	-58.97
ε	Cha		• 4.7	★ 0.0	↓	B 9	-1	380	11 59.7	-78.22

BINARY	Position	V-Mag.	B-V	Te.	Sep.	PA	Vis.	VARIABLE STAR
b ¹	Car		• 4.9	6.8	-2 -1		40.1	•
v	Car		• 3.0	6.0	0.3 0.1		5.0	•
I	Car		• 4.0	6.2	0.4 0.1		232	•
δ	Cha		• 4.5	5.5	-2 1.0		264.9	•
u	Car		• 3.8	6.3	0.9 -1		159	•
ε	Cha		• 4.9	6.6	-1 0.2		134.0	•

R	Car		•		Period	307 d
				Max.	2454297	
l	ZZ	Car		•	Period	35.54 d
				Max.	2454030	



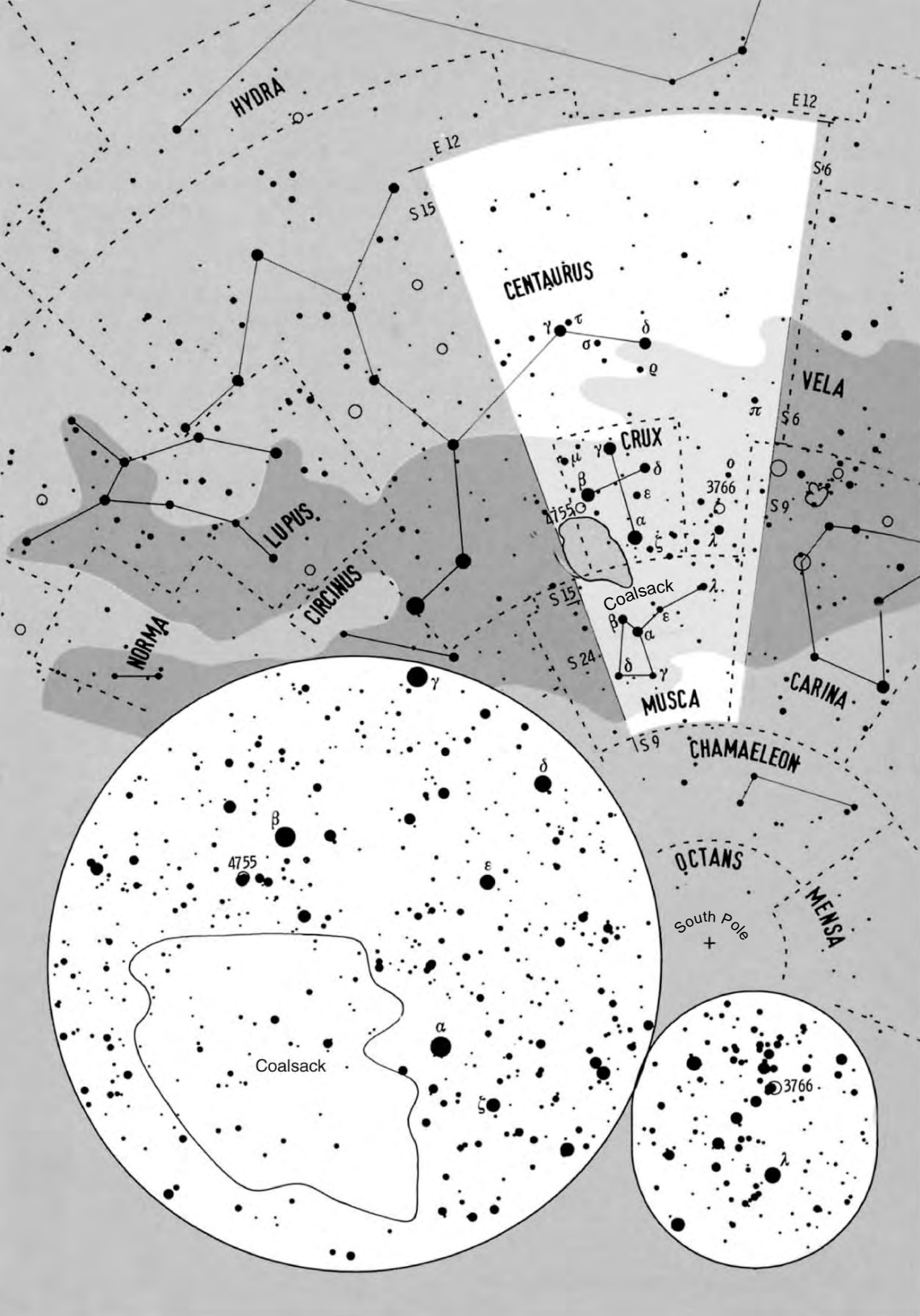
NEBULA	Position	v-Mag.	Size	Shape	Type	Vis.	Dist.	R.A.	Dec.
3766	Cen	5	10/□' 12'	○ m	OC		5 000 ly	11 ^h 36 ^m .1	-61.°62
Coalsack	Cru	(3) (14)	360	0	Dark Neb.		2 000	12 52	-63.3
4755	Cru	4½	9 10	0 m	OC		6 000	12 53.6	-60.35

- 3766
- Resolved in binoculars, wonderful in a telescope, interesting shape; some of the brightest stars shine conspicuously in a yellow color.
- Coalsack
- Most spectacular dark nebula for the unaided eye, rich detail in binoculars, northern edge round, southern edge irregular and fuzzy.
- 4755
- Jewel Box, Kappa (κ) Crucis Cluster**, resolved in binoculars, impressive in a telescope, arrow shaped with a magnitude 5.8 star at the arrow head and the magnitude 6.0 star κ Crucis at the southern end of the arrow, in between lies a yellow star, takes high power.

STAR	Position	V-Mag.	B-V	Te.	Sp.	Abs.	Name	Dist.	R.A.	Dec.
π	Cen	• 3.9	-2	↓	B 5	-1 ^M	330 ly	11 ^h 21 ^m .0	-54.°49
ο	Cen	• 4.3-4.5*	0.7	↓	F 2	-7	5 000	11 31.8	-59.48
λ	Cen	• 3.1	0.0	↓	B 9	-2	420	11 35.8	-63.02
λ	Mus	• 3.6	0.2	↓	A 7	1	130	11 45.6	-66.73
δ	Cen	• 2.4 *	-1	↓	B 2	-3	380	12 08.3	-50.71
ρ	Cen	• 4.0	-2	↓	B 3	-1	330	12 11.7	-52.37
δ	Cru	• 2.8	-2	↓	B 2	-3	370	12 15.1	-58.75
ε	Mus	• 4.0-4.3	1.6	↓	M 5	-1	300	12 17.6	-67.96
ζ	Cru	• 4.1	-2	↓	B 2	-1	370	12 18.4	-64.00
ε	Cru	• 3.5-3.6	1.4	↓	K 3	-1	230	12 21.4	-60.40
α	Cru	• 0.7 *	-2	↓	B 1	-4	.. Acrux ..	340	12 26.6	-63.10
σ	Cen	• 3.9	-2	↓	B 3	-2	450	12 28.0	-50.23
γ	Cru	• 1.6 *	1.5	↓	M 4	-1	. Gacrux .	88,400	12 31.2	-57.11
γ	Mus	• 3.8	-2	↓	B 5	-1	320	12 32.5	-72.13
α	Mus	• 2.7	-2	↓	B 2	-2	300	12 37.2	-69.14
τ	Cen	• 3.9	0.0	↓	A 2	1	} Sep. 45' •	130	12 37.7	-48.54
γ	Cen	• 2.2	0.0	↓	A 1	-1				
β	Mus	• 3.0 *	-2	↓	B 2	-2	320	12 46.3	-68.11
β	Cru	• 1.3	-2	↓	B 0	-4	. Mimosa .	340	12 47.7	-59.69
μ	Cru	• 3.7 *	-2	↓	B 3	-2	370	12 54.6	-57.18
δ	Mus	• 3.6	1.2	↓	K 2	1	90	13 02.3	-71.55

BINARY	Position	V-Mag.	B-V	Te.	Sep.	PA	Vis.	VARIABLE STAR
ο	Cen	• 5	5.1	1.0	0.4		265.7	•
δ	Cen	• 2.6	4.5	-1	-2		269.0	•
		"	6.4	"	0.0	↓	216.7	•
α	Cru	• 0.8*	4.8	-2	-1		90.0	•
		1.3	1.7	-2	-2		4.0	•
γ	Cru	• 1.6	6.4	1.6	0.2		129	•
β	Mus	• 3.6	4.0	-2	-2		1.1	•
μ	Cru	• 4.0	5.1	-2	-1		34.8	•

ο	Cen	• semireg.	Period ≈ 200 d ?
		Binary star mag.	5.0-5.3 and 5.1.
ε	Mus	• semireg.	Period ≈ 40 d
ε	Cru	• irreg. ?	Extrema 3.4-4.0



HYDRA

CENTAURUS

LUPUS

NORMA

CIRCINUS

CRUX

MUSCA

VELA

CARINA

CHAMAELEON

OCTANS

MENSA

Coalsack

South Pole
+

3766

4755

E 12

S 15

E 12

S 6

S 15

S 24

S 6

S 9

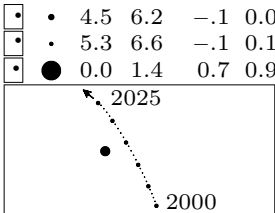
S 9

NEBULA	Position	v-Mag.	Size	Shape	Type	Vis.	Dist.	R.A.	Dec.
5128 ..	Cen	7½	12/□'	12'	0 S0	Glx		16 Mly	13 ^h 25 ^m .5 -43°02'
5139 ..	Cen	4	11	30	0 VIII	GC		17000	13 26.8 -47.48
5460 ..	Cen	6	13	30	0 p	OC		2200	14 07.6 -48.32
5822 ..	Lup	6½	14	40	0 r	OC		2500	15 05.2 -54.33


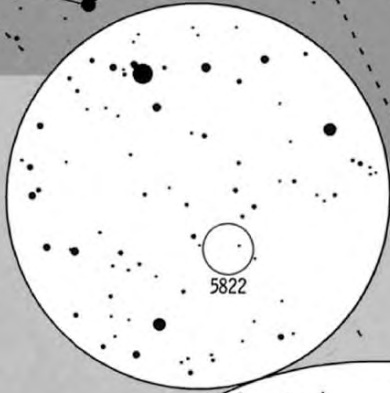
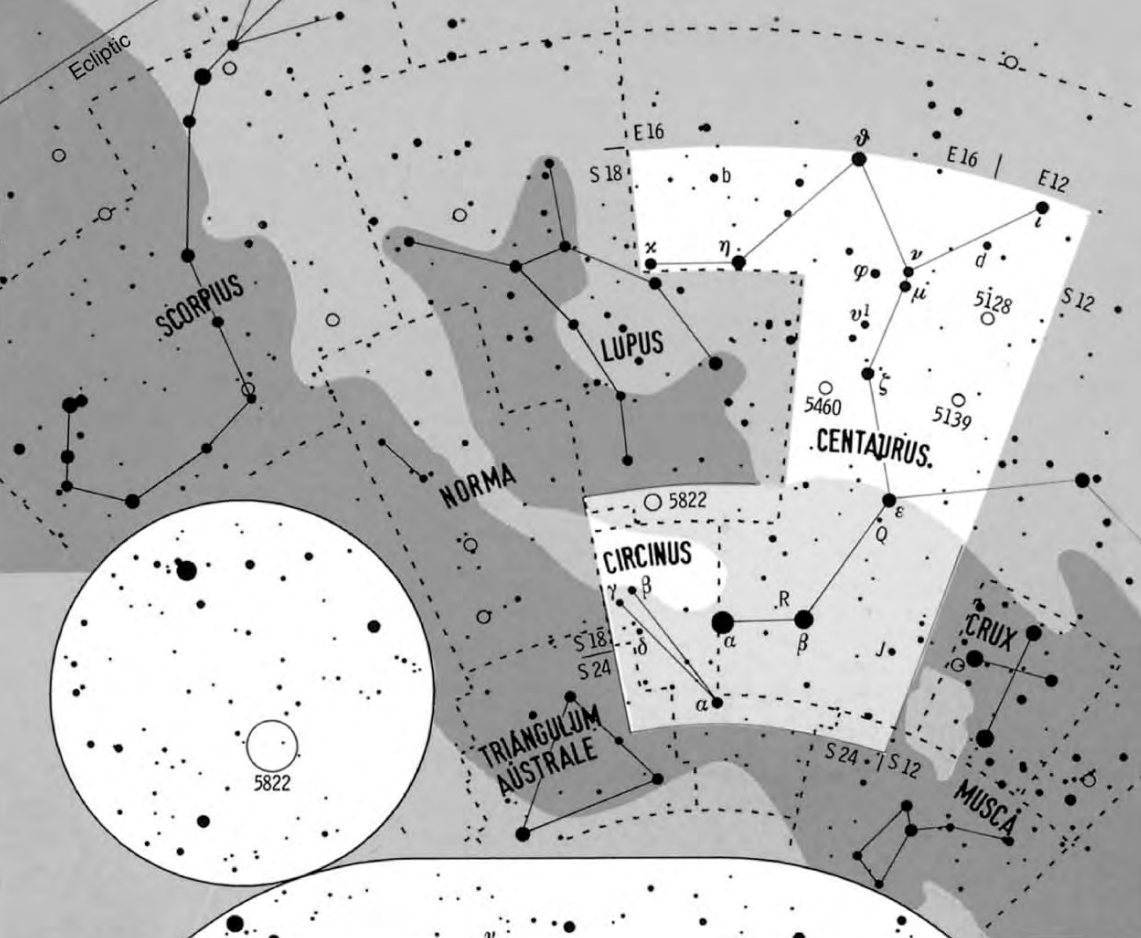
- 5128 .. **Centaurus A**, a dark dust band with features, a remarkable galaxy.
 5139 .. **Omega (ω) Centauri**, largest, brightest, and most luminous globular cluster, easy with unaided eye, bright elliptical glow in binoculars, tremendous richness of stars in a telescope, unsurpassed, fascinating.
 5460 .. Resolved in binoculars, widely scattered in a telescope at low power.
 5822 .. Easy object for binoculars under dark sky, ample stars in a telescope.

STAR	Position	V-Mag.	B-V	Te.	Sp.	Abs.	Name	Dist.	R.A.	Dec.	
ι	Cen	● 2.8	0.1	↓	A2	1 ^M	58 ly	13 ^h 20 ^m .6	-36°71'	
J	Cen	● 4.3	★ -1	↓	B3	-1	360	13 22.6	-60.99	
d	Cen	● 3.9	★ 1.2	↓	G8	-4	1000	13 31.0	-59.41	
ε	Cen	● 2.3	-2	↓	B1	-3	380	13 39.9	-53.47	
Q	Cen	● 5.0	★ 0.0	↓	B8	0	270	13 41.7	-54.56	
ν	Cen	● 3.4	-2	↓	B2	-3	} Sep. 47'	●	500	13 49.5	-41.69
μ	Cen	● 3.0-3.5	-2	↓	B2	-3					
ζ	Cen	● 2.5	-2	↓	B2	-3	400	13 55.5	-47.29	
φ	Cen	● 3.8	-2	↓	B2	-2	500	13 58.3	-42.10	
ν ¹	Cen	● 3.9	-2	↓	B2	-2	400	13 58.7	-44.80	
β	Cen	● 0.6	-2	↓	B1	-5	Hadar, Agena	520	14 03.8	-60.37	
5 θ	Cen	● 2.1	1.0	↓	K0	1	62	14 06.7	-36.37	
R	Cen	● 5.8-10	1.9	↓	M5	-3	2000	14 16.6	-59.91	
η	Cen	● 2.3	-2	↓	B1	-3	300	14 35.5	-42.16	
α	Cen	● -0.3	★ 0.7	↓	G4	4	Rigel Kentaurus , 4.40	400	14 39.6	-60.83	
b	Cen	● 4.0	-2	↓	B2	-1	[Toliman]	300	14 42.0	-37.79	
α	Cir	● 3.2	0.3	↓	F1	2	53	14 42.5	-64.98	
κ	Cen	● 3.1	-2	↓	B2	-3	500	14 59.2	-42.10	
δ	Cir	● 4.6	★ -1	↓	O9	-6	3000	15 16.8	-60.94	
β	Cir	● 4.1	0.1	↓	A3	2	98	15 17.5	-58.80	
γ	Cir	● 4.5	0.2	↓	A5	-1	450	15 23.4	-59.32	

BINARY	Position	V-Mag.	B-V	Te.	Sep.	PA	Vis.
J	Cen	● 4.5	6.2	-1 0.0		60.6	●
Q	Cen	● 5.3	6.6	-1 0.1		5.5	●
α	Cen	● 0.0	1.4	0.7	0.9	'5	10.5 ●
							2008 8.2 ●
							2011 6.0 ●
							2014 4.4 ●
							2017 4.2 ●
							2020 5.5 ●
δ	Cir	● 5.1	5.7	-1 -1		241.8	●



VARIABLE	STAR	
μ	Cen	● irregular
R	Cen	●
		Period 550 d
		Max. 2454083
	Proxima Centauri	
		Closest star, 4.22 ly,
		mag. 11 companion of,
		2' south of Toliman.













S18 _____ Southern Sky _____ Spring-Summer Constellations

NEBULA	Position	v-Mag.	Size	Shape	Type	Vis.	Dist.	R.A.	Dec.
5986 ..	Lup		7½ 11/□'	5'	○ VII	GC		35 000ly	15 ^h 46 ^m .1 -37 ^o .79
6067 ..	Nor		6 11	15	○ r	OC		6 000	16 13.2 -54.22
6087 ..	Nor		6 11	15	○ p	OC		3 000	16 18.9 -57.90
6397 ..	Ara		6 12	20	○ IX	GC		8 000	17 40.7 -53.67























5986 .. Uniform round glow in binoculars, outer region resolved in a telescope.
 6067 .. Bright open cluster suited for binoculars; it is very rich in a telescope.
 6087 .. Nicely resolved in binoculars, sparse; it needs low power in a telescope.
 6397 .. Triangular in binoculars, well resolved in a telescope, chains of stars.









STAR	Position	V-Mag.	B-V	Te.	Sp.	Abs.	Name	Dist.	R.A.	Dec.
ι	Lup		• 3.5	-2	↓	B 2 -2 ^M	330 ly	14 ^h 19 ^m .4	-46 ^o .06
α	Lup		• 2.3	-2	↓	B 1 -4	500	14 41.9	-47.39
β	Lup		• 2.7	-2	↓	B 2 -3	500	14 58.5	-43.13
π	Lup		• 3.9	* -1	↓	B 5 -2	500	15 05.1	-47.05
κ	Lup		• 3.7	* 0.0	↓	B 9 0	185	15 11.9	-48.74
ζ	Lup		• 3.4	* 0.9	↓	G 8 1	115	15 12.3	-52.10
μ	Lup		• 4.1	* 0.0	↓	B 8 -1	(see below)	270	15 18.5	-47.88
δ	Lup		• 3.2	-2	↓	B 1 -3	600	15 21.4	-40.65
φ ¹	Lup		• 3.6	1.5	↓	K 5 -1	310	15 21.8	-36.26
ε	Lup		• 3.4	-2	↓	B 2 -3	500	15 22.7	-44.69
γ	Lup		• 2.8	-2	↓	B 2 -4	600	15 35.1	-41.17
d	Lup		• 4.5	* -2	↓	B 3 -1	450	15 35.9	-44.96
η	Lup		• 3.4	* -2	↓	B 2 -3	500	16 00.1	-38.40
γ ²	Nor		• 4.0	1.1	↓	G 8 1	128	16 19.8	-50.16
ε	Nor		• 4.4	* -1	↓	B 4 -1	440	16 27.2	-47.55
η	Ara		• 3.8	1.6	↓	K 5 -1	310	16 49.8	-59.04
ζ	Ara		• 3.1	1.6	↓	K 5 -3	550	16 58.6	-55.99
ε ¹	Ara		• 4.1	1.4	↓	K 4 -1	300	16 59.6	-53.16
β	Ara		• 2.8	1.5	↓	K 3 -3	} Sep. 51' •	550	17 25.3	-55.53
γ	Ara		• 3.3	-1	↓	B 1 -5		1 200	17 25.4	-56.38
δ	Ara		• 3.6	-1	↓	B 8 0	185	17 31.1	-60.68
α	Ara		• 2.9	-1	↓	B 2 -1	240	17 31.8	-49.88
θ	Ara		• 3.7	-1	↓	B 2 -4	1 200	18 06.6	-50.09


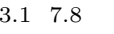


BINARY	Position	V-Mag.	B-V	Te.	Sep.	PA	Vis.	Comment on μ Lupi
π	Lup		• 4.6 4.7	-1 -1		1.7	•	It is an interesting multiple star, visible as a binary (mag. 4.2, 7.0) in binoculars or in a finder, triple star (4.3, 6.8, 7.0) in a guide scope, and quadruple star (5.0, 5.1, 6.8, 7.0) in a telescope.
κ	Lup		• 3.9 5.7	0.0 0.2		26.4	•	
ζ	Lup		• 3.4 6.7	0.9 0.5		71.7	•	
μ	Lup		• 4.2* 7.0	-1 0.5		240.4	•	
			4.3* 6.8	-1 0.1		23.2	•	
d	Lup		• 5.0 5.1	-1 -1		1.0	•	
η	Lup		• 4.7 6.7	-2 -1		2.1	•	
η	Lup		• 3.4 7.8	-2 0.3		15.0	•	
ε	Nor		• 4.5 7.2	-1 0.0		22.8	•	

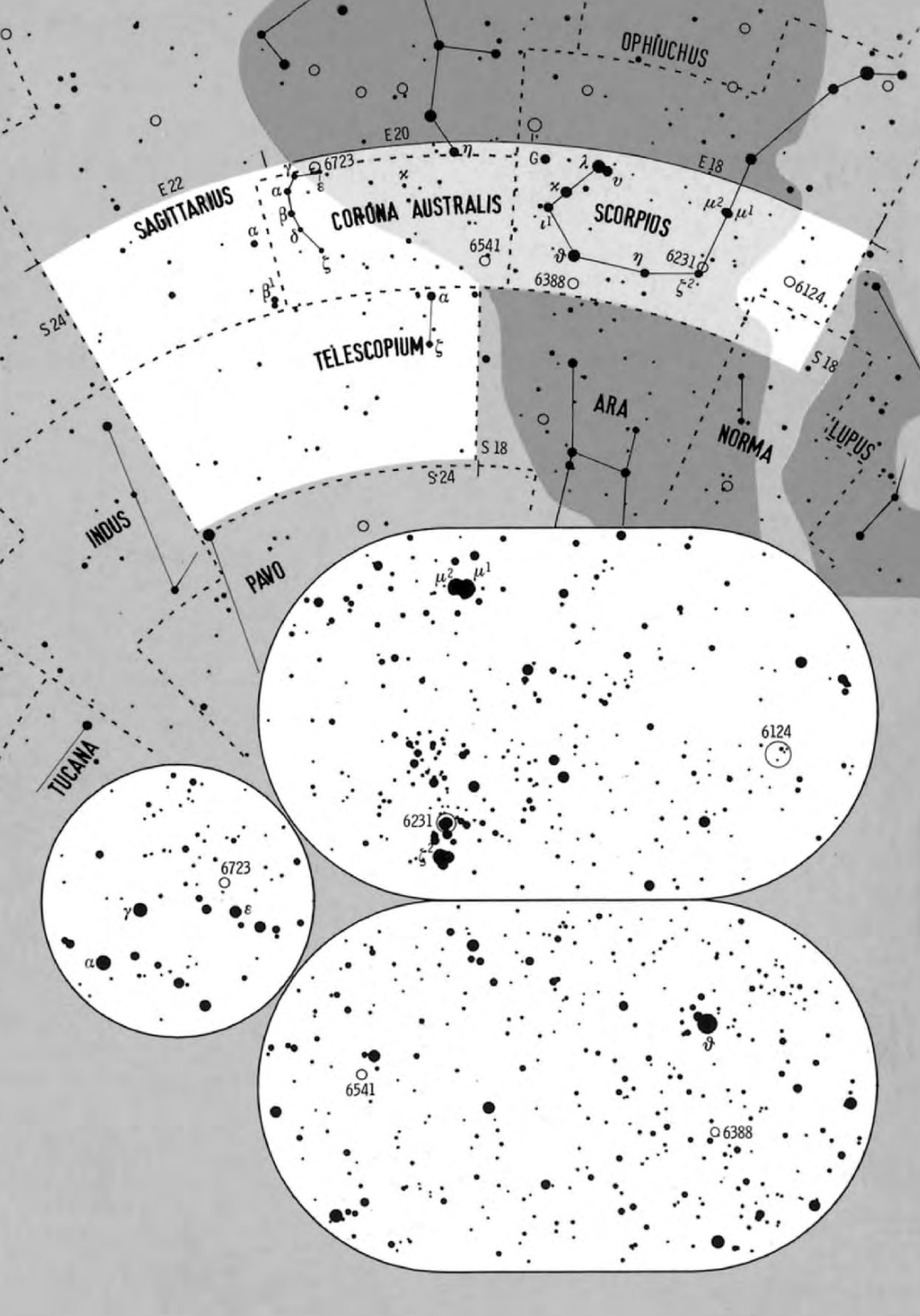
NEBULA	Position	v-Mag.	Size	Shape	Type	Vis.	Dist.	R.A.	Dec.
6124 ..	Sco		6 12/□'	25'	0 r	OC	 1800ly	16 ^h 51 ^m 6	-40° 67'
6231 ..	Sco		3½ 9	15	0 p n	OC	 5000	16 54.1	-41.83
6388 ..	Sco		7 10	4	0 III	GC	 32000	17 36.3	-44.73
6541 ..	CrA		6½ 10	7	0 III	GC	 22000	18 08.0	-43.71
6723 ..	Sgr		7½ 11	6	0 VII	GC	 28000	18 59.6	-36.63

- 6124 .. Partially resolved in binoculars, shows many faint stars in a telescope.
 6231 .. One of the brightest clusters, distinct with unaided eye; a few bright stars stand out in binoculars; some more become visible in a telescope.
 6388 .. Easily visible as a nebula, distinct bright core, not resolvable into stars.
 6541 .. Oval and asymmetric in binoculars, partially resolved in a telescope.
 6723 .. Oval glow in binoculars, resolved in a telescope, central area not much brighter; 30' to the south is the faint reflection nebula NGC 6726, 6727.

STAR	Position	V-Mag.	B-V	Te.	Sp.	Abs.	Name	Dist.	R.A.	Dec.
μ^1 Sco		• 2.9-3.2	-1	↓	B 1	-3 ^M	} Sep. 5'.8 ••	550ly	16 ^h 51 ^m 9	-38° 05'
μ^2 Sco		• 3.6	-2	↓	B 2	-3		550	16 52.3	-38.02
ζ^2 Sco		• 3.6	1.4	↓	K 4	0	150	16 54.6	-42.36	
η Sco		• 3.3	0.4	↓	F 3	2	71	17 12.2	-43.24	
34 <i>v</i> Sco		• 2.7	-2	↓	B 2	-4	.. Lesath ..	600	17 30.8	-37.30
35 λ Sco		• 1.6	-2	↓	B 1	-5	.. Shaula ..	600	17 33.6	-37.10
ϑ Sco		• 1.9	0.4	↓	F 1	-3	.. Sargas ..	270	17 37.3	-43.00
ι Sco		• 2.4	-2	↓	B 1	-3	150	17 42.5	-39.03	
ι^1 Sco		• 3.0	0.5	↓	F 3	-6	2000	17 47.6	-40.13	
G Sco		• 3.2	1.2	↓	K 0	0	127	17 49.9	-37.04	
η Sgr		• 3.1 ‡	1.6	↓	M 2	0	150	18 17.6	-36.76	
α Tel		• 3.5	-2	↓	B 3	-1	260	18 27.0	-45.97	
ζ Tel		• 4.1	1.0	↓	G 8	1	130	18 28.8	-49.07	
κ CrA		• 5.2 ‡	0.0	↓	B 9	-2	800	18 33.4	-38.72	
ϵ CrA		• 4.7-5.0	0.4	↓	F 3	2	97	18 58.7	-37.11	
ζ CrA		• 4.7	0.0	↓	A 0	1	180	19 03.1	-42.10	
γ CrA		• 4.2 ‡	0.5	↓	F 7	3	58	19 06.4	-37.06	
δ CrA		• 4.6	1.1	↓	K 1	1	175	19 08.3	-40.50	
α CrA		• 4.1	0.0	↓	A 0	1	130	19 09.5	-37.90	
β CrA		• 4.1	1.2	↓	K 0	-2	500	19 10.0	-39.34	
β^1 Sgr		• 3.9 ‡	-1	↓	B 9	-1	380	19 22.6	-44.46	
α Sgr		• 4.0	-1	↓	B 8	0	175	19 23.9	-40.62	

BINARY	Position	V-Mag.	B-V	Te.	Sep.	PA	Vis.
η Sgr		• 3.1 7.8	1.6 0.8	↓ ↓	3.6	••	
κ CrA		• 5.6 6.3	-1 0.0	↓ ↓	21.4	••	
γ CrA		• 4.9 5.1	0.5 0.5	↓ ↓	5 1.3	••	
β^1 Sgr		• 4.0 7.1	-1 0.3	↓ ↓	28.3	••	

VARIABLE	STAR
μ^1 Sco	 
	Period 1.44627 d
	Min. 2454000.27
ϵ CrA	 
	Period 0.591436 d
	Min. 2454000.30



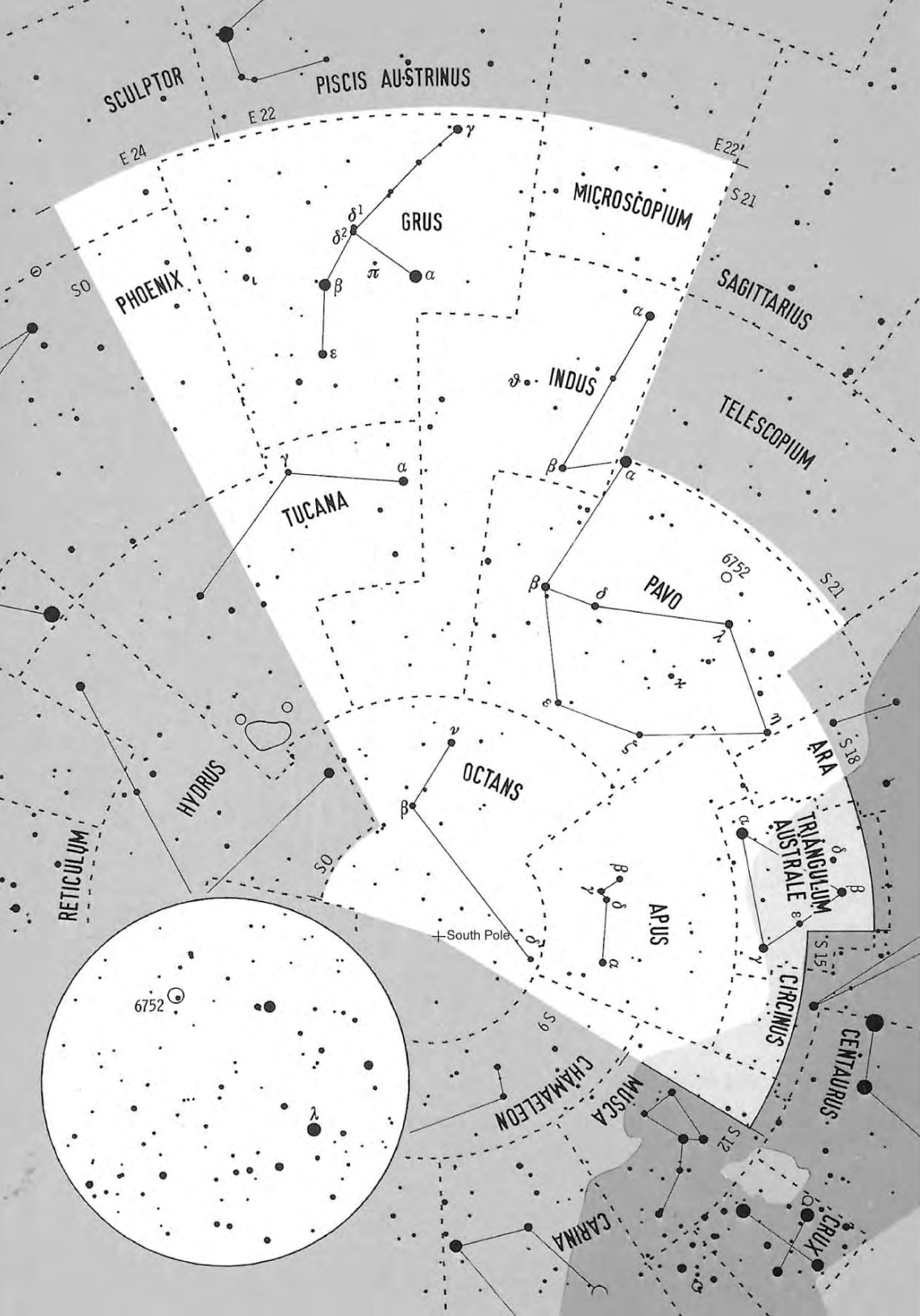
NEBULA	Position	v-Mag.	Size	Shape	Type	Vis.	Dist.	R.A.	Dec.
6752 ..	Pav		5½ 11/□' 15'	○ VI	GC		13000ly	19 ^h 10 ^m .9	-59°58

6752 .. Fourth in brightness among globular clusters, near the limit of the unaided eye, bright nebula in binoculars, well resolved in a telescope, interesting features, remarkable chains of stars, spider-like, rewarding.

STAR	Position	V-Mag.	B-V	Te.	Sp.	Abs.	Name	Dist.	R.A.	Dec.	
δ	Oct		•	4.3	1.3	↓	K2 0 ^M	280ly	14 ^h 26 ^m	-83°57	
α	Aps		•	3.8	1.4	↓	K5 -2	410	14 47.9	-79.04	
γ	TrA		•	2.9	0.0	↓	A1 -1	185	15 18.9	-68.68	
ε	TrA		•	4.1	1.2	↓	K0 0	215	15 36.7	-66.32	
β	TrA		•	2.8	0.3	↓	F2 2	40	15 55.1	-63.43	
δ	TrA		•	3.9	1.1	↓	G5 -3	600	16 15.4	-63.69	
δ	Aps		•	4.2	1.6	↓	M1 -3	} Sep. 40' ••	700	16 20.4	-78.69
γ	Aps		•	3.9	0.9	↓	K0 0		155	16 33.5	-78.90
β	Aps		•	4.2	1.0	↓	K0 1	155	16 43.1	-77.52	
α	TrA		•	1.9	1.4	↓	K2 -4	420	16 48.7	-69.03	
η	Pav		•	3.6	1.2	↓	K1 -2	380	17 45.7	-64.72	
ζ	Pav		•	4.0	1.1	↓	K2 0	210	18 43.0	-71.43	
λ	Pav		•	4.2	-1	↓	B2 -4	1500	18 52.2	-62.19	
κ	Pav		•	3.9-4.8	0.6	↓	F5 -2	550	18 56.9	-67.23	
ε	Pav		•	4.0	0.0	↓	A0 1	106	20 00.6	-72.91	
δ	Pav		•	3.6	0.8	↓	G5 5	19.9	20 08.7	-66.18	
α	Pav		•	1.9	-1	↓	B2 -2	Peacock	185	20 25.6	-56.74
α	Ind		•	3.1	1.0	↓	K0 1	102	20 37.6	-47.29	
β	Pav		•	3.4	0.2	↓	A5 0	140	20 45.0	-66.20	
β	Ind		•	3.7	1.2	↓	K0 -3	600	20 54.8	-58.45	
θ	Ind		•	4.4	0.2	↓	A5 2	97	21 19.9	-53.45	
ν	Oct		•	3.7	1.0	↓	K0 2	72	21 41.5	-77.39	
γ	Gru		•	3.0	-1	↓	B8 -1	200	21 53.9	-37.37	
α	Gru		•	1.7	-1	↓	B7 -1	Alnair	100	22 08.2	-46.96
α	Tuc		•	2.9	1.4	↓	K3 -1	200	22 18.5	-60.26	
π	Gru		•	5.2	0.7	↓	G4 0	133,500	22 23.0	-45.93	
δ ¹	Gru		•	4.0	1.0	↓	G6 -1	340	22 29.3	-43.50	
δ ²	Gru		•	4.1	1.6	↓	M4 -1	} Sep. 16.1 •	340	22 29.8	-43.75
β	Gru		•	2.1	1.6	↓	M5 -2		170	22 42.7	-46.88
β	Oct		•	4.1	0.2	↓	A9 1	142	22 46.1	-81.38	
ε	Gru		•	3.5	0.1	↓	A3 0	130	22 48.6	-51.32	
ι	Gru		•	3.9	1.0	↓	K0 0	190	23 10.4	-45.25	
γ	Tuc		•	4.0	0.4	↓	F1 2	72	23 17.4	-58.24	

BINARY	Position	V-Mag.	B-V	Te.	Sep.	PA	Vis.
δ	Aps		•	4.7 5.3	1.7 1.4	••	103.3
θ	Ind		•	4.5 6.9	0.2 0.6	••	7.0
π	Gru		•	5.6 6.3	0.4 2.2	••	258

VARIABLE	STAR
κ	Pav
Period	9.095 d
Max.	2454004



Photographs of 250 Nebulae _____

The following pages (119-149) display all nebulae featured in “The Observer’s Sky Atlas”. The photographs are taken from the Palomar Observatory Sky Survey II for the northern nebulae and from the United Kingdom Schmidt Telescope for the southern nebulae. All photographs were taken in red light, except for the following nebulae which were taken in red and near infrared light in order to avoid overexposure: NGC 1931, M 57, NGC 1535, M 42, M 43, NGC 2024, NGC 2392, NGC 6369, M 11, M 20, M 8, M 16, M 17, NGC 2070, NGC 3132, and NGC 3372.

The photographs featured here are sections from plates taken with long exposure times and with the largest Schmidt telescopes. Therefore, they display far more stars than visible in any amateur telescope. They do not at all represent the view in an eyepiece. Detail clearly displayed in the outer parts of many nebulae may never become visible in an eyepiece. On the other hand, the photographs do not show every detail an experienced observer will notice in a telescope. The central areas of many nebulae are completely overexposed and saturated in these photographs, while they may display rich detail in a telescopic view. Some of the star clusters are visible in binoculars and may stand out well, while in the photographs printed here, they may be hard to discern among the thousands of stars surrounding the clusters. Nevertheless, the photographs give a good impression about the variety of types of nebulae. While some nebulae may look like a “smudge” on first view, a closer look may reveal the variety of features which gives each nebula its distinct personality.

On the following pages, the nebulae appear in the same order as in the catalog. The large bold letters give the chart numbers. The nebulae carry the same designation as in the catalog. Messier objects are listed with an “M”, while a number only means an object of the New General Catalogue. Below each designation, the width of the shown photographic section in arc-minutes is listed. For the few photographs in portrait shape, the height is listed instead. For most nebulae, a field of 15’ width is printed so that the sizes of different nebulae can be easily compared. This roughly corresponds to the field of view at a power of 200x. For large nebulae, fields up to 200’ are shown. For some large nebulae, the outer fringes may not be included here in order to show the central region at a reasonable scale. All photographs are oriented with north at the top and east at the left side, the same orientation as in the star charts.


Credits

The photographs from the northern areas were taken by the California Institute of Technology at the Palomar Observatory and supplied through the Digitized Sky Survey, which was conducted at the Space Telescope Science Institute. We gratefully acknowledge the permission by AURA/STScI to reproduce them here. The photographs from the southern areas are identified here by field widths in italics. They were taken at the United Kingdom Schmidt Telescope with rights by the UK Particle Physics and Astronomy Research Council and by the Anglo-Australian Telescope Board. They were supplied by the Digitized Sky Survey, which was conducted at the Space Telescope Science Institute. We gratefully acknowledge the permission by the Royal Observatory Edinburgh to reproduce them here.




N0


M 110
M 32
M 31
(120')




M 33
(40')



M 76
(15')




752
(60')



891
(15')

N2

281
(40')



N2

457
(15')

559
(15')

M 103
(15')

654
(15')

663
(15')

869
(15')

884
(15')

N4

1023
(15')

N4

M 34
(15')

1245
(15')

1491
(15')

1528
(15')


N6

M 38
(15')

1931
(15')


M 36
(15')

M 37
(15')



N6

2281
(15')



N8

2403
(15')




2683
(15')




2841
(15')



2976
(15')





M 81
(15')



M 82
(15')

3077
(15')






N10



3184
(15')

M 108
(15')





M 97
(15')

M 109
(15')



M 40
(15')


M 101
(15')




N12

4244
(15')

M 106
(15')






N12


4449
(15)



4490
(15')




M 94
(15')



M 63
(15')




M 51
5195
(15')



N14

M 13
(15')



M 92
(15')

N16

M 102
(15')






N16

5907
(15')





6503
(15')



6543
(15')


N18

M 57
(15')



M 56
(15')



6826
(15')




N20

M 29
(15')

6940
(15')







N20

6960
(80')


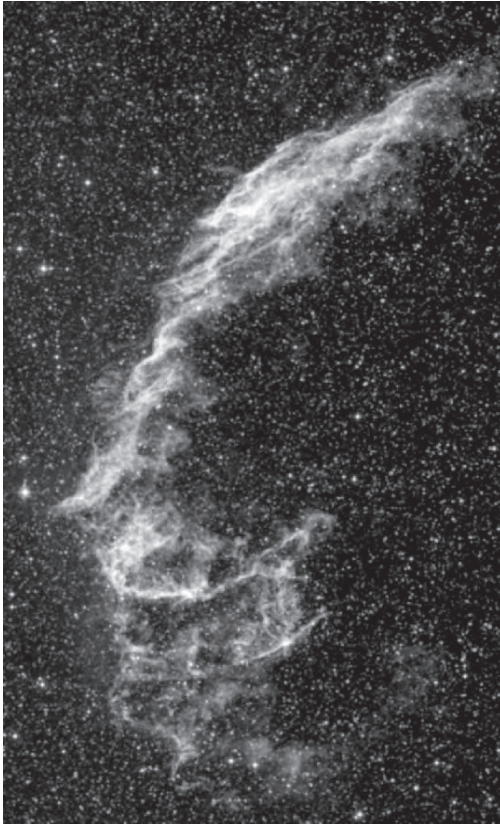
IC5067
(60')


6992
(80')



7000
(180')

7027
(15')

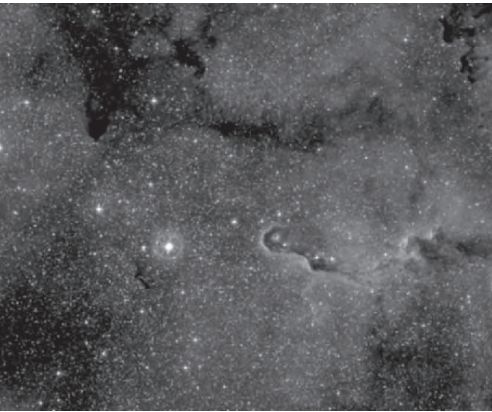




N22



6939
(15')

6946
(15')



IC1396
(80')



M 52
(15')



7789
(15')


N24


M 39
(40')



7209
(15')


7243
(15')






N24

7662
(15')




E0


247
(15')




253
(15')



288
(15')




M 77
(15')



E1


M 74
(15')



E2

1360
(15')

1535
(15')






E3


M 45
(80')




Hyades
(200')



1647
(15')



M 1
(15')



M 79
(15')

E4




1981
1973
(50')



M 42
M 43
(60')







E5

1788
(15')



2024
(30')



M 78
(15')


E6

M 41
(15')



2362
(15')


M 93
(15')



E7

2129
(15')


M 35
(15')






E7


2175
(30')




2261
(15')



2264
(15')




2392
(15')




E8


M 50
(15')




2360
(15')



2359
(15')





M 47
(15')



E8

2423
(15')



M 46
2438
(15')



2539
(15')


E9

2237
2244
(90')




2301
(15')


2324
(15')



M 44
(60')

M 67
(15')






E10

M 48
(15')



3115
(15')




3242
(15')

E11

2903
(15')



M 95
(15')



M 96
(15')



M 105
3384
(15')




M 65
(15')



E11

M 66
(15')


3628
(15')



E12

4361
(15')

M 68
(15')



M 104
(15')

4697
(15')



E13

**Coma-
Cluster**
(150')

4494
(15')





E13

4559
(15')




4565
(15')




4631
(15')




4656
(15')



4725
(15')



M 64
(15')



M 53
(15')

E14


M 98
(15')






E14


4216
(15')




M 99
(15')



M 61
(15')



M 100
(15')




M 84
(15')



M 85
(15')



M 86
(15')



3C273
(15')

E14

M 49
(15')

M 87
(15')

M 88
(15')

4526
(15')

M 91
(15')

M 89
(15')

M 90
(15')

M 58
(15')



E14

M 59
(15')




M 60
(15')



4762
(15')


E15

M 3
(15')




5746
(15')

M 5
(15')




E16


M 83
(15')



E17


M 107
(15')






E17


M 12
(15')




M 10
(15')




M 9
(15')



M 14
(15')




IC4665
(40')




E18


M 80
(15')



M 4
(15')





M 62
(15')



E18



M 19
(15')

6369
(15')



M 6
(15')



M 7
(15')



E19


6210
(15')


6572
(15')



6633
(15')


IC4756
(15')






E19

M 26
(15')





M 11
(15')



6712
(15')



E20

M 23
(15')



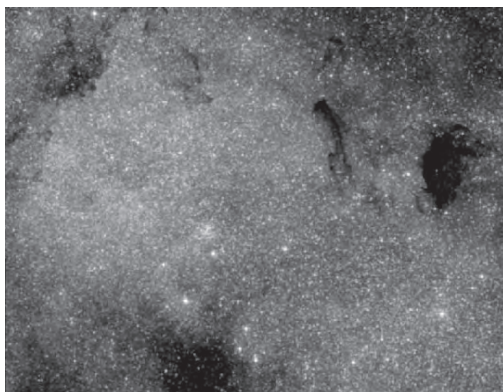
M 20
(15')


M 8
(50')



M 21
(15')


M 24
(90')






E20


M 16
(40')




M 18
(15')




M 17
(40')




M 28
(15')



M 69
(15')





M 25
(15')



M 22
(15')


M 70
(15')





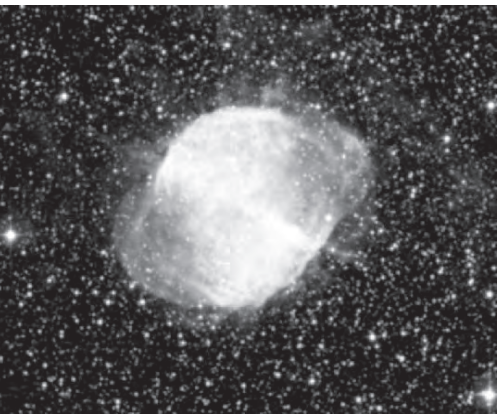
E20

M 54
(15')




E21

M 71
(15')




M 27
(15')




E22


M 55
(15')




6818
(15')




6822
(15')



M 75
(15')



M 30
(15')




E23

M 15
(15')




7331
(15')




E24


M 72
(15')



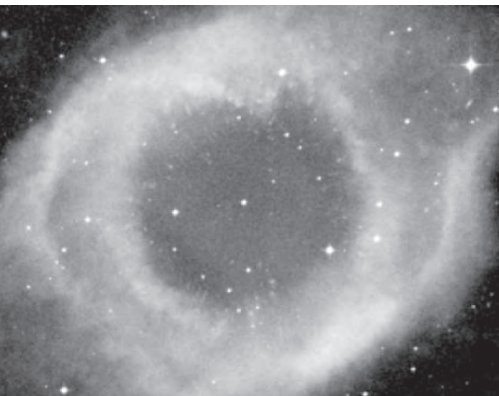
M 73
(15')



7009
(15')




M 2
(15')




7293
(15')

S0

55
(15')







S0


104
(15')

SMC
(140')





362
(15')

1291
(15')



1316
(15')


1365
(15')




S3

1851
(15')

LMC
(200')






S3

2070
(30')



2516
(15')



S6



2451
(15')

2477
(15')




2547
(15')


2546
(15')



IC2391
(15')


3132
(15')






S6

3201
(15')




S9


2808
(15')




3114
(15')




3293
(15')



IC2602
(60')




3372
(100')




3532
(15')

S12

3766
(15')






S12

Coalsack
(160')



4755
(15')



S15



5128
(15')

5139
(15')



5460
(15')


5822
(15')




S18

5986
(15')

6067
(15')







S18

6087
(15')



6397
(15')



S21



6124
(15')

6231
(15')



6388
(15')


6541
(15')



6723
(15')

S24

6752
(15')



Appendix

Brightest Stars _____ Meteor Showers

Brightest Stars		Name	V-Mag.	B-V	Te.	Abs.	Dist.	Chart
		Sun	-26.74	0.66	↓	4 ^M .8	81-min.	
Alpha	Canis Majoris	Sirius	-1.46	0.01	↓	1.4	8.6 ly	E6
Alpha	Carinae . . .	Canopus . . .	-0.71	0.16	↓	-5.6	310	S3
Alpha	Centauri . . .	Toliman ¹⁾ . .	-0.28	‡ 0.73	↓	4.1	4.40	S15
Alpha	Bootis	Arcturus . . .	-0.05	1.23	↓	-0.3	36.5	E15
Alpha	Lyrae	Vega	0.03	0.00	↓	0.6	25.3	N18
Alpha	Aurigae	Capella	0.07	0.80	↓	-0.5	42	N6
Beta	Orionis	Rigel	0.14	‡ -0.03	↓	-6.9	800	E4
Alpha	Canis Minoris	Procyon . . .	0.39	0.42	↓	2.7	11.4	E9
Alpha	Eridani	Achernar . . .	0.45	-0.16	↓	-2.8	143	S0
Alpha	Orionis	Betelgeuse . .	0.3-0.9	1.84	↓	-4.9	350	E5
Beta	Centauri . . .	Hadar, Agena	0.61	-0.24	↓	-5.5	520	S15
Alpha	Crucis	Acrux	0.75	‡ -0.24	↓	-4.4	340	S12
Alpha	Aquilae	Altair, Atair	0.77	0.22	↓	2.2	16.7	E21
Alpha	Tauri	Aldebaran . .	0.87	1.54	↓	-0.7	66	E3
Alpha	Virginis	Spica	0.98	-0.23	↓	-3.5	260	E16
Alpha	Scorpii	Antares . . .	0.9-1.1‡	1.84	↓	-4.8	450	E18
Beta	Geminorum . .	Pollux	1.14	1.00	↓	1.1	33.5	E7
Alpha	Piscis Austrini	Fomalhaut . .	1.16	0.12	↓	1.7	25.2	E22
Beta	Crucis	Mimosa	1.25	-0.24	↓	-3.9	340	S12
Alpha	Cygni	Deneb	1.25	0.09	↓	-7.7	2000	N20
Alpha	Leonis	Regulus	1.36	‡ -0.10	↓	-0.5	77	E11
Epsilon	Canis Majoris	Adhara	1.50	-0.21	↓	-4.1	430	E6
Alpha	Geminorum . .	Castor	1.58	‡ 0.03	↓	0.6	52	E7
Gamma	Crucis	Gacrux	1.60	‡ 1.57	↓	-0.6	88	S12
Lambda	Scorpii	Shaula	1.62	-0.23	↓	-4.9	600	S21
Gamma	Orionis	Bellatrix . . .	1.64	-0.22	↓	-2.7	240	E5

¹⁾ also called Rigel Kentaurus

Meteor Shower	Start	Max.	End	Time	Rate	Radiant	Speed	Source
Quadrantids	Jan 2	Jan 3	Jan 4	0-7 ^h	40/h	15 ^h 20 ^m +50 ^o	45 $\frac{\text{km}}{\text{s}}$	planetar
Lyrids	Apr 15	Apr 22	Apr 24	21-4	10	18 10 +35	50	1861 I
η Aquarids	May 1	May 5	May 10	3-4	15	22 30 0	65	Halley
δ Aquarids	Jul 24	Jul 31	Aug 10	0-3	15	23 00 -15	30	ecliptical
Perseids	Jul 28	Aug 11	Aug 20	21-4	80	3 00 +58	60	Swift-Tuttle
Orionids	Oct 15	Oct 20	Oct 25	23-6	15	6 20 +15	65	Halley
Taurids	Oct 20	Nov 10	Nov 30	19-6	10	3 50 +20	30	Encke
Leonids	Nov 15	Nov 17	Nov 19	1-6	10	10 10 +20	70	Tempel-Tuttle
Geminids	Dec 8	Dec 13	Dec 15	19-7	50	7 30 +30	35	ecliptical
Ursids	Dec 20	Dec 22	Dec 23	18-7	10	14 30 +75	35	Tuttle?

Time: period of visibility for northern-hemisphere observers.

Rate: meteor frequency at maximum, radiant at zenith (zenith hourly rate).

Year:	06	07	08	09	10	11	12	13	14
Moon: New Full	Nw Fl	Nw Fl	Nw Fl	Nw Fl	Nw Fl	Nw Fl	Nw Fl	Nw Fl	Nw Fl
January	29 14	19 3	8 22	<u>26</u> 11	<u>15</u> 30	<u>4</u> 19	23 9	11 27	1,3016
February	28 13	17 2	7 <u>21</u>	25 9	14 28	3 18	21 7	10 25	- 14
March	<u>29</u> <u>14</u>	<u>19</u> <u>3</u>	7 21	26 11	15 30	4 19	22 8	11 27	1,3016
April	27 13	17 2	6 20	25 9	14 28	3 18	21 6	10 <u>25</u>	<u>29</u> <u>15</u>
May	27 13	16 2	5 20	24 9	14 27	3 17	<u>20</u> 6	<u>10</u> <u>25</u>	28 14
June	25 11	15 1,30	3 18	22 7	12 <u>26</u>	<u>1</u> <u>15</u>	19 4	8 23	27 13
July	25 11	14 30	3 18	<u>22</u> 7	<u>11</u> <u>26</u>	1,3115	19 3	8 22	26 12
August	23 9	12 <u>28</u>	1,3016	20 6	10 24	29 13	17 2,31	6 21	25 10
September	<u>22</u> 7	<u>11</u> <u>26</u>	29 15	18 4	8 23	27 12	16 30	5 19	24 9
October	22 7	11 26	28 14	18 4	7 23	26 12	15 29	5 <u>18</u>	<u>23</u> <u>8</u>
November	20 5	9 24	27 13	16 2	6 21	<u>25</u> <u>10</u>	<u>13</u> <u>28</u>	<u>3</u> 17	22 6
December	20 5	9 24	27 12	16 2,31	5 <u>21</u>	24 <u>10</u>	13 28	3 17	22 6
Mercury • east	Feb 24	Feb 7	Jan 22	Jan 4	-	-	Mar 5	Feb 16	Jan 31
• western el.	Apr 8	Mar 22	Mar 3	Feb 13	Jan 27	Jan 9	Apr 18	Mar 31	Mar 14
• eastern el.	Jun 20	Jun 2	May 14	Apr 26	Apr 8	Mar 23	Jul 1	Jun 12	May 25
• western el.	Aug 7	Jul 20	Jul 1	Jun 13	May 26	May 7	Aug 16	Jul 30	Jul 12
• eastern el.	Oct 17	Sep 29	Sep 11	Aug 24	Aug 7	Jul 20	Oct 26	Oct 9	Sep 21
• western el.	Nov 25	Nov 8	Oct 22	Oct 6	Sep 19	Sep 3	Dec 4	Nov 18	Nov 1
• eastern el.	-	-	-	Dec 18	Dec 1	Nov 14	-	-	-
• western el.	-	-	-	-	-	Dec 23	-	-	-
Venus ◊ east	-	Jun 9	-	Jan 14	Aug 20	-	Mar 27	Nov 1	-
◊ inferior c.	Jan 13	Aug 18	-	Mar 27	Oct 29	-	Jun 6	-	Jan 11
◊ western el.	Mar 25	Oct 28	-	Jun 5	-	Jan 8	Aug 15	-	Mar 22
◊ superior c.	Oct 27	-	Jun 9	-	Jan 11	Aug 16	-	Mar 28	Oct 25
Mars opposit. constellation	-	Dec 24	-	-	Jan 29	-	Mar 3	-	Apr 8
	-	Gem ◊	-	-	Cnc ◊	-	Leo ◊	-	Vir ◊
Jupiter opposit. constellation	May 4	Jun 6	Jul 9	Aug 14	Sep 21	Oct 29	Dec 3	-	Jan 5
	Lib ◯	Oph ◯	Sgr ◯	Cap ◯	Psc ◯	Ari ◯	Tau ◯	-	Gem ◯
Saturn opposit. constellation	Jan 27	Feb 10	Feb 24	Mar 8	Mar 22	Apr 3	Apr 15	Apr 28	May 10
	Cnc ◁	Leo ◁	Leo ◁	Leo ◁	Vir ◁	Vir ◁	Vir ◁	Lib ◁	Lib ◁
First Sunday Julian Date	Su JD	Su JD	Su JD	Su JD	Su JD	Su JD	Su JD	Su JD	Su JD
January	2453/4	2454...	2454...	2454/5	2455...	2455...	2455/6	2456...	2456...
February	1 736	7 101	6 466	4 832	3 197	2 562	1 927	6 293	5 658
March	5 767	4 132	3 497	1 863	7 228	6 593	5 958	3 324	2 689
April	5 795	4 160	2 526	1 891	7 256	6 621	4 987	3 352	2 717
May	2 826	1 191	6 557	5 922	4 287	3 652	1 018	7 383	6 748
June	7 856	6 221	4 587	3 952	2 317	1 682	6 048	5 413	4 778
July	4 887	3 252	1 618	7 983	6 348	5 713	3 079	2 444	1 809
August	2 917	1 282	6 648	5 013	4 378	3 743	1 109	7 474	6 839
September	6 948	5 313	3 679	2 044	1 409	7 774	5 140	4 505	3 870
October	3 979	2 344	7 710	6 075	5 440	4 805	2 171	1 536	7 901
November	1 009	7 374	5 740	4 105	3 470	2 835	7 201	6 566	5 931
December	5 040	4 405	2 771	1 136	7 501	6 866	4 232	3 597	2 962
	3 070	2 435	7 801	6 166	5 531	4 896	2 262	1 627	7 992

New Moon, Full Moon: underscored are solar and lunar eclipses, total eclipses.
Planets: greatest elongation east/west, inferior/superior conjunction, opposition.

Year:	15	16	17	18	19	20	21	22	23	24
Moon	Nw Fl	Nw Fl	Nw Fl	Nw Fl	Nw Fl	Nw Fl	Nw Fl	Nw Fl	Nw Fl	Nw Fl
Jan.	20 5	10 24	28 12	17 2,31	6 21	24 10	13 28	2 17	21 6	11 25
Feb.	18 3	8 22	26 11	15 -	4 19	23 9	11 27	1 16	20 5	9 24
March	20 5	9 23	28 12	17 2,31	6 21	24 9	13 28	2 18	21 7	10 25
April	18 4	7 22	26 11	16 30	5 19	23 8	12 27	1,3016	20 6	8 23
May	18 4	6 21	25 10	15 29	4 18	22 7	11 26	30 16	19 5	8 23
June	16 2	5 20	24 9	13 28	3 17	21 5	10 24	29 14	18 4	6 22
July	16 2,31	4 19	23 9	13 27	2 16	20 5	10 24	28 13	17 3	5 21
August	14 29	2 18	21 7	11 26	1,3015	19 3	8 22	27 12	16 1,31	4 19
Sep.	13 28	1 16	20 6	9 25	28 14	17 2	7 20	25 10	15 29	3 18
Oct.	13 27	1,3016	19 5	9 24	28 13	16 1,31	6 20	25 9	14 28	2 17
Nov.	11 25	29 14	18 4	7 23	26 12	15 30	4 19	23 8	13 27	1 15
Dec.	11 25	29 14	18 3	7 22	26 12	14 30	4 19	23 8	12 27	1,3015
Mercury	Jan 14	-	-	-	Feb 27	Feb 10	Jan 24	Jan 7	-	-
• west	Feb 24	Feb 7	Jan 19	Jan 1	Apr 11	Mar 24	Mar 6	Feb 16	Jan 30	Jan 12
• east	May 7	Apr 18	Apr 1	Mar 15	Jun 23	Jun 4	May 17	Apr 29	Apr 11	Mar 24
• west	Jun 24	Jun 5	May 17	Apr 29	Aug 9	Jul 22	Jul 4	Jun 16	May 29	May 9
• east	Sep 4	Aug 16	Jul 30	Jul 12	Oct 20	Oct 1	Sep 14	Aug 27	Aug 10	Jul 22
• west	Oct 16	Sep 28	Sep 12	Aug 26	Nov 28	Nov 10	Oct 25	Oct 8	Sep 22	Sep 5
• east	Dec 29	Dec 11	Nov 24	Nov 6	-	-	-	Dec 21	Dec 4	Nov 16
• west	-	-	-	Dec 15	-	-	-	-	-	Dec 25
Venus	De	-	Jan 12	Aug 17	-	Mar 24	Oct 29	-	Jun 4	-
◉ inf.	Aug 15	-	Mar 25	Oct 26	-	Jun 3	-	Jan 9	Aug 13	-
♁ west	Oct 26	-	Jun 3	-	Jan 6	Aug 13	-	Mar 20	Oct 23	-
◉ sup.	-	Jun 6	-	Jan 9	Aug 14	-	Mar 26	Oct 22	-	Jun 4
Mars	-	May 22	-	Jul 27	-	Oct 13	-	Dec 8	-	-
constell.	-	Sco ◉	-	Cap ◉	-	Psc ◉	-	Tau ◉	-	-
Jupiter	Feb 6	Mar 8	Apr 7	May 9	Jun 10	Jul 14	Aug 20	Sep 26	Nov 3	Dec 7
constell.	Cnc ◉	Leo ◉	Vir ◉	Lib ◉	Oph ◉	Sgr ◉	Aqr ◉	Psc ◉	Ari ◉	Tau ◉
Saturn	May 23	Jun 3	Jun 15	Jun 27	Jul 9	Jul 20	Aug 2	Aug 14	Aug 27	Sep 8
constell.	Lib ◉	Oph ◉	Oph ◉	Sgr ◉	Sgr ◉	Sgr ◉	Cap ◉	Cap ◉	Aqr ◉	Aqr ◉
First Su.	Su JD	Su JD	Su JD	Su JD	Su JD	Su JD	Su JD	Su JD	Su JD	Su JD
Jul.Date	2457...	2457...	2457/8	2458...	2458...	2458/9	2459...	2459...	2459/60	2460...
Jan.	4 023	3 388	1 754	7 119	6 484	5 849	3 215	2 580	1 945	7 310
Feb.	1 054	7 419	5 785	4 150	3 515	2 880	7 246	6 611	5 976	4 341
March	1 082	6 448	5 813	4 178	3 543	1 909	7 274	6 639	5 004	3 370
April	5 113	3 479	2 844	1 209	7 574	5 940	4 305	3 670	2 035	7 401
May	3 143	1 509	7 874	6 239	5 604	3 970	2 335	1 700	7 065	5 431
June	7 174	5 540	4 905	3 270	2 635	7 001	6 366	5 731	4 096	2 462
July	5 204	3 570	2 935	1 300	7 665	5 031	4 396	3 761	2 126	7 492
August	2 235	7 601	6 966	5 331	4 696	2 062	1 427	7 792	6 157	4 523
Sep.	6 266	4 632	3 997	2 362	1 727	6 093	5 458	4 823	3 188	1 554
Oct.	4 296	2 662	1 027	7 392	6 757	4 123	3 488	2 853	1 218	6 584
Nov.	1 327	6 693	5 058	4 423	3 788	1 154	7 519	6 884	5 249	3 615
Dec.	6 357	4 723	3 088	2 453	1 818	6 184	5 549	4 914	3 279	1 645

Julian Date = head of column + entry + day of month + (UT-12^h) / 24.^h
 Example: 25 Dec. 2010, 1^h: JD = 2455000 + 531 + 25 - $\frac{11}{24}$ = 2455555.542.

Nebula Numbers

M = Messier, Chart				NGC = New General Catalogue, Chart Number									
M1	E3	M56	N18	55	S0	2068	E5	3242	E10	4736	N12	6543	N16
M2	E24	M57	N18	104	S0	2070	S3	3293	S9	4755	S12	6572	E19
M3	E15	M58	E14	205	N0	2099	N6	3351	E11	4762	E14	6611	E20
M4	E18	M59	E14	221	N0	2129	E7	3368	E11	4826	E13	6613	E20
M5	E15	M60	E14	224	N0	2168	E7	3372	S9	5024	E13	6618	E20
M6	E18	M61	E14	247	E0	2175	E7	3379	E11	5055	N12	6626	E20
M7	E18	M62	E18	253	E0	2237	E9	3384	E11	5128	S15	6633	E19
M8	E20	M63	N12	281	N2	2244	E9	3532	S9	5139	S15	6637	E20
M9	E17	M64	E13	288	E0	2261	E7	3556	N10	5194	N12	6656	E20
M10	E17	M65	E11	292	S0	2264	E7	3587	N10	5195	N12	6681	E20
M11	E19	M66	E11	362	S0	2281	N6	3623	E11	5236	E16	6694	E19
M12	E17	M67	E9	457	N2	2287	E6	3627	E11	5272	E15	6705	E19
M13	N14	M68	E12	559	N2	2301	E9	3628	E11	5457	N10	6712	E19
M14	E17	M69	E20	581	N2	2323	E8	3766	S12	5460	S15	6715	E20
M15	E23	M70	E20	598	N0	2324	E9	3992	N10	5746	E15	6720	N18
M16	E20	M71	E21	628	E1	2359	E8	4192	E14	5822	S15	6723	S21
M17	E20	M72	E24	650	N0	2360	E8	4216	E14	5866	N16	6752	S24
M18	E20	M73	E24	654	N2	2362	E6	4244	N12	5904	E15	6779	N18
M19	E18	M74	E1	663	N2	2392	E7	4254	E14	5907	N16	6809	E22
M20	E20	M75	E22	752	N0	2403	N8	4258	N12	5986	S18	6818	E22
M21	E20	M76	N0	869	N2	2422	E8	4303	E14	6067	S18	6822	E22
M22	E20	M77	E0	884	N2	2423	E8	4321	E14	6087	S18	6826	N18
M23	E20	M78	E5	891	N0	2437	E8	4361	E12	6093	E18	6838	E21
M24	E20	M79	E4	1023	N4	2438	E8	4374	E14	6121	E18	6853	E21
M25	E20	M80	E18	1039	N4	2447	E6	4382	E14	6124	S21	6864	E22
M26	E19	M81	N8	1068	E0	2451	S6	4406	E14	6171	E17	6913	N20
M27	E21	M82	N8	1245	N4	2477	S6	4449	N12	6205	N14	6939	N22
M28	E20	M83	E16	1291	S0	2516	S3	4472	E14	6210	E19	6940	N20
M29	N20	M84	E14	1316	S0	2539	E8	4486	E14	6218	E17	6946	N22
M30	E22	M85	E14	1360	E2	2546	S6	4490	N12	6231	S21	6960	N20
M31	N0	M86	E14	1365	S0	2547	S6	4494	E13	6254	E17	6981	E24
M32	N0	M87	E14	1491	N4	2548	E10	4501	E14	6266	E18	6992	N20
M33	N0	M88	E14	1528	N4	2632	E9	4526	E14	6273	E18	6994	E24
M34	N4	M89	E14	1535	E2	2682	E9	4548	E14	6333	E17	7000	N20
M35	E7	M90	E14	1647	E3	2683	N8	4552	E14	6341	N14	7009	E24
M36	N6	M91	E14	1788	E5	2808	S9	4559	E13	6369	E18	7027	N20
M37	N6	M92	N14	1851	S3	2841	N8	4565	E13	6388	S21	7078	E23
M38	N6	M93	E6	1904	E4	2903	E11	4569	E14	6397	S18	7089	E24
M39	N24	M94	N12	1912	N6	2976	N8	4579	E14	6402	E17	7092	N24
M40	N10	M95	E11	1931	N6	3031	N8	4590	E12	6405	E18	7099	E22
M41	E6	M96	E11	1952	E3	3034	N8	4594	E12	6475	E18	7209	N24
M42	E4	M97	N10	1960	N6	3077	N8	4621	E14	6494	E20	7243	N24
M43	E4	M98	E14	1973	E4	3114	S9	4631	E13	6503	N16	7293	E24
M44	E9	M99	E14	1976	E4	3115	E10	4649	E14	6514	E20	7331	E23
M45	E3	M100	E14	1981	E4	3132	S6	4656	E13	6523	E20	7654	N22
M46	E8	M101	N10	1982	E4	3184	N10	4697	E12	6531	E20	7662	N24
M47	E8	M102	N16	2024	E5	3201	S6	4725	E13	6541	S21	7789	N22
M48	E10	M103	N2										
M49	E14	M104	E12	IC 1396	N22			η Carinae Nebula	=	NGC 3372	S9		
M50	E8	M105	E11	IC 2391	S6			o Velorum Cluster	=	IC 2391	S6		
M51	N12	M106	N12	IC 2602	S9			ω Centauri	=	NGC 5139	S15		
M52	N22	M107	E17	IC 4665	E17			47 Tucanae	=	NGC 104	S0		
M53	E13	M108	N10	IC 4725	E20			Centaurus A	=	NGC 5128	S15		
M54	E20	M109	N10	IC 4756	E19			Fornax A	=	NGC 1316	S0		
M55	E22	M110	N0	IC 5067	N20			Virgo A	=	M87	E14		

Nebula Names

Nebula Name	NGC	Messier	Const.	Mag.	Type	Vis.	Chart
Andromeda Galaxy	224	M31	And	4	Glx		N0
Barnard's Galaxy	6822	. . .	Sgr	9	Glx		E22
Black Eye Galaxy	4826	M64	Com	9	Glx		E13
Blinking Planetary	6826	. . .	Cyg	8½	PN		N18
Blue Snowball	7662	. . .	And	8½	PN		N24
Butterfly Cluster	6405	M6	Sco	4½	OC		E18
Christmas Tree (Cluster)	2264	. . .	Mon	4	OC		E7
Coalsack			Cru	(3)	Dark N.		S12
Coma (Star) Cluster			Com	2½	OC		E13
Crab Nebula	1952	M1	Tau	8	DN		E3
Double Cluster, h and χ Persei	869, 884		Per	4	OC		N2
Dumbbell Nebula	6853	M27	Vul	7	PN		E21
Eagle Nebula	6611	M16	Ser	6	DN		E20
Eskimo Nebula	2392	. . .	Gem	9	PN		E7
Fornax (Galaxy) Cluster	1316, 1365		For	9	Glx		S0
Ghost of Jupiter	3242	. . .	Hya	8	PN		E10
Helix Nebula	7293	. . .	Aqr	7	PN		E24
Hercules Cluster	6205	M13	Her	6	GC		N14
Hubble's Variable Nebula	2261	. . .	Mon	9½	DN		E7
Hyades			Tau	1	OC		E3
Jewel Box, κ Crucis (Cluster)	4755	. . .	Cru	4½	OC		S12
Lagoon Nebula	6523	M8	Sgr	4½	DN		E20
Large Magellanic Cloud, LMC			Dor	0	Glx		S3
Little Dumbbell	650	M76	Per	10	PN		N0
Makarian's (Galaxy) Chain	M86–M88		Com	9½	Glx		E14
North America Nebula	7000	. . .	Cyg	5	DN		N20
Omega Nebula, Swan Nebula	6618	M17	Sgr	6	DN		E20
Orion Nebula	1976	M42	Ori	3½	DN		E4
Owl Nebula	3587	M97	UMa	10	PN		N10
Pelican Nebula	IC5067	. . .	Cyg	7	DN		N20
Pinwheel Galaxy	5457	M101	UMa	8	Glx		N10
Pleiades, Seven Sisters		M45	Tau	1½	OC		E3
Praesepe, Beehive (Cluster)	2632	M44	Cnc	3½	OC		E9
Quasi-Stellar Object 3C273			Vir	13	Quasar		E14
Ring Nebula	6720	M57	Lyr	8½	PN		N18
Rosette Nebula	2237	. . .	Mon	6	DN		E9
Saturn Nebula	7009	. . .	Aqr	8	PN		E24
Sculptor Galaxy	253	. . .	Scl	7½	Glx		E0
Small Magellanic Cloud, SMC			Tuc	2½	Glx		S0
Sombrero Galaxy	4594	M104	Vir	8½	Glx		E12
Southern Pleiades	IC2602	. . .	Car	2	OC		S9
Spindle Galaxy	3115	. . .	Sex	9½	Glx		E10
Tarantula Nebula	2070	. . .	Dor	4½	DN		S3
Triangulum Galaxy	598	M33	Tri	6	Glx		N0
Trifid Nebula	6514	M20	Sgr	7	DN		E20
Veil Nebula, { Filamentary Nebula	6960	. . .	Cyg	9	DN		N20
Cirrus N., { Network Nebula	6992	. . .	Cyg	7½	DN		N20
Virgo Cluster			Vir	8½	Glx		E14
Whirlpool Galaxy	5194	M51	CVn	8½	Glx		N12

Star Names

A-I

Star Name	Designat.	Mag.	Chart
Acamar	. . . ϑ Eri	• 2.9 †	S0
Achernar	. . . α Eri	● 0.5	S0
Acra β Sco	• 2.4 †	E18
Acru α Cru	● 0.7 †	S12
Acubens α Cnc	• 4.3	E9
Adhara ε CMa	● 1.5 †	E6
Agena β Cen	● 0.6	S15
Alamak γ And	● 2.1 †	N0
Albireo β Cyg	• 2.9 †	N18
Alchiba α Crv	• 4.0	E12
Alcor 80 UMa	• 4.0	N10
Alcyone	. . . η Tau	• 2.8	E3
Aldebaran	. . α Tau	● 0.9	E3
Alderamin	. . α Cep	• 2.5	N22
Aldhafera	. . ζ Leo	• 3.4	E11
Alfirk β Cep	• 3.2 †	N22
Algenib	. . . γ Peg	• 2.8	E1
Algieba γ Leo	● 2.0 †	E11
Algiedi α Cap	• 3.1 †	E22
Algol β Per	• 2.1–3.4	N4
Algorab	. . . δ Crv	• 2.9	E12
Alhena γ Gem	● 1.9	E7
Alioth ε UMa	● 1.8	N10
Alkaid η UMa	● 1.9	N10
Alkalurops	. . μ Boo	• 4.2 †	N14
Alkes α Crt	• 4.1	E12
Alnair α Gru	● 1.7	S24
Alnasl γ Sgr	• 3.0	E20
Alnilam	. . . ε Ori	● 1.7	E5
Alnitak ζ Ori	● 1.7 †	E5
Alphard	. . . α Hya	● 2.0	E10
Alphekka	. . . α CrB	● 2.2	E15
Alpheratz	. . . α And	● 2.1	N0
Alschain	. . . β Aql	• 3.7	E21
Altair α Aql	● 0.8	E21
Altais δ Dra	• 3.1	N16
Altarf β Cnc	• 3.5	E9
Alterf λ Leo	• 4.3	E11
Aludra η CMa	• 2.4 †	E6
Alula Australis	ξ UMa	• 3.8 †	N12
Alula Borealis	ν UMa	• 3.5	N12
Alya ϑ Ser	• 4.0 †	E19
Ankaa α Phe	• 2.4	S0
Antares	. . . α Sco	● 0.9–1.1 †	E18
Arcturus	. . . α Boo	● 0.0	E15
Arneb	. . . α Lep	• 2.6	E4
Asellus Australis	δ Cnc	• 3.9	E9

Star Name	Designat.	Mag.	Chart
Asellus Borealis	γ Cnc	• 4.7	E9
Aspidiske	. ξ Pup	• 3.2 †	E6
Atair α Aql	● 0.8	E21
Atik \circ Per	• 3.8	N4
Atlas 27 Tau	• 3.6	E3
Avoir ε Car	● 1.9	S3
Baham	. . . ϑ Peg	• 3.5	E23
Barnard's Star		† 9.5	E17
Baten Kaitos	ζ Cet	• 3.7	E0
Bellatrix	. . γ Ori	● 1.6	E5
Benetnasch	η UMa	● 1.9	N10
Betelgeuse	. α Ori	● 0.3–0.9	E5
Canopus	. . α Car	● -0.7	S3
Capella	. . . α Aur	● 0.1	N6
Castor	. . . α Gem	● 1.6 †	E7
Cebalrai	. . β Oph	• 2.8	E17
Ceginus	. . γ Boo	• 3.0	N14
Chaph	. . . β Cas	• 2.3	N2
Cor Caroli	. α CVn	• 2.8 †	N12
Coxa ϑ Leo	• 3.3	E11
Cursa β Eri	• 2.8	E2
Deneb	. . . α Cyg	● 1.3	N20
Deneb Algedi	δ Cap	• 2.8–3.1	E22
Deneb Kaitos	β Cet	• 2.0	E0
Denebola	. . β Leo	• 2.1	E11
Diadem	. . . α Com	• 4.3	E13
Diphda	. . . β Cet	• 2.0	E0
Double Double	ε Lyr	• 3.9 †	N18
Dubhe	. . . α UMa	● 1.8	N10
Edasich	. . ι Dra	• 3.3	N16
Electra	. . . 17 Tau	• 3.7	E3
Elmuthalleth	α Tri	• 3.4	N0
Elnath	. . . β Tau	• 1.7	E3
Enif ε Peg	• 2.4	E23
Errai γ Cep	• 3.2	N22
Ettanin	. . . γ Dra	• 2.2	N16
Fomalhaut	. α PsA	● 1.2	E22
Gacrux	. . . γ Cru	● 1.6 †	S12
Gemma	. . α CrB	• 2.2	E15
Giauzar	. . λ Dra	• 3.8	N16
Gienah	. . . γ Crv	• 2.6	E12
Gomeisa	. . β CMi	• 2.9	E9
Grumium	. ξ Dra	• 3.7	N16
Hadar	. . . β Cen	● 0.6	S15
Hamal	. . . α Ari	• 2.0	E1
Homam	. . ζ Peg	• 3.4	E23
Izar ε Boo	• 2.4 †	E15

Star Name	Designat.	Mag.	Chart
Kaus Australis	ϵ Sgr	● 1.8	E20
Kaus Borealis	λ Sgr	● 2.8	E20
Kaus Media	δ Sgr	● 2.7	E20
Kitalphar	α Equ	● 3.9	E23
Kochab	β UMi	● 2.1	NP
La Superba	Y CVn	5.2–5.6	N12
Lesath	v Sco	● 2.7	S21
Maia	20 Tau	● 3.8	E3
Marfik	λ Oph	● 3.8 †	E17
Markab	α Peg	● 2.5	E23
Matar	η Peg	● 2.9	E23
Mebsuta	ϵ Gem	● 3.1	E7
Megrez	δ UMa	● 3.3	N10
Mekbuda	ζ Gem	● 3.6–4.2 †	E7
Menkalinan	β Aur	● 1.9	N6
Menkar	α Cet	● 2.5	E0
Menkib	ξ Per	● 4.0	N4
Merak	β UMa	● 2.3	N10
Merope	23 Tau	● 4.1	E3
Mesarthim	γ Ari	● 3.9 †	E1
Miaplacidus	β Car	● 1.7	S9
Mimosa	β Cru	● 1.3	S12
Mintaka	δ Ori	● 2.2 †	E5
Mira	α Cet	● 3.4–9.2	E0
Mirach	β And	● 2.1	N0
Mirphak	α Per	● 1.8	N4
Mirzam	β CMa	● 2.0	E6
Mizar	ζ UMa	● 2.0 †	N10
Muphrid	η Boo	● 2.7	E15
Nath	β Tau	● 1.7	E3
Nekkar	β Boo	● 3.5	N14
Nihal	β Lep	● 2.8	E4
North Star	α UMi	● 2.0	NP
Nunki	σ Sgr	● 2.0	E20
Nusakan	β CrB	● 3.7	E15
Peacock	α Pav	● 1.9	S24
Phact	α Col	● 2.6	E2
Phad	γ UMa	● 2.4	N10
Phegda	γ UMa	● 2.4	N10
Pherkad	γ UMi	● 3.0	NP
Phurud	ζ CMa	● 3.0 †	E6
Piazzi's Flying	61 Cyg	● 4.8 †	E24
Pleione [Star]	28 Tau	● 4.9–5.2	E3
Polaris	α UMi	● 2.0	NP
Pollux	β Gem	● 1.1	E7
Porrima	γ Vir	● 2.7 †	E12
Procyon	α CMi	● 0.4	E9
Pulcherrima	ϵ Boo	● 2.4 †	E15
Rasalgethi	α Her	● 2.6–3.4 †	E19

Star Name	Designat.	Mag.	Chart
Rasalhague	α Oph	● 2.1	E17
Rastaben	β Dra	● 2.8	N16
Regulus	α Leo	● 1.4 †	E11
Rigel	β Ori	● 0.1 †	E4
Rigel Kentaurus	α Cen	● -0.3 †	S15
Ruchbah	δ Cas	● 2.7	N2
Ruticulus	β Her	● 2.8	E19
Sabik	η Oph	● 2.4	E17
Sadachbia	γ Aqr	● 3.9	E24
Sadalbari	μ Peg	● 3.5	E23
Sadalmelik	α Aqr	● 3.0	E24
Sadalsuud	β Aqr	● 2.9	E24
Sadr	γ Cyg	● 2.2	N20
Saiph	κ Ori	● 2.1	E4
Sargas	ϑ Sco	● 1.9	S21
Scheat	β Peg	● 2.4–2.6	E23
Schedir	α Cas	● 2.2	N2
Shaula	λ Sco	● 1.6	S21
Sheliak	β Lyr	● 3.3–4.2 †	N18
Sheratan	β Ari	● 2.6	E1
Sirius	α CMa	● -1.5	E6
Sirrah	α And	● 2.1	N0
Spica	α Vir	● 1.0	E16
Suhail Al Muhlif	γ Vel	● 1.5–1.7 †	S6
Suhail Al Wazn	λ Vel	● 2.2	S6
Sulaphat	γ Lyr	● 3.2	N18
Talitha	ι UMa	● 3.1	N8
Tania Australis	μ UMa	● 3.1	N10
Tania Borealis	λ UMa	● 3.5	N10
Tarazed	γ Aql	● 2.7	E21
Taygeta	19 Tau	● 4.3	E3
Tejat Posterior	μ Gem	● 2.9	E7
Tejat Prior	η Gem	● 3.2–3.4	E7
Thuban	α Dra	● 3.7	N16
Toliman	α Cen	● -0.3 †	S15
Trapezium	ϑ^1 Ori	● 4.6 †	E4
Unukalhai	α Ser	● 2.6	E16
Vega	α Lyr	● 0.0	N18
Vindemiatrix	ϵ Vir	● 2.8	E16
Wasat	δ Gem	● 3.5	E7
Wezen	δ CMa	● 1.8	E6
Yed Posterior	ϵ Oph	● 3.2	E17
Yed Prior	δ Oph	● 2.7	E17
Zaniah	η Vir	● 3.9	E12
Zaurak	γ Eri	● 3.0	E2
Zawijava	β Vir	● 3.6	E12
Zosma	δ Leo	● 2.6	E11
Zubenelgenubi	α Lib	● 2.6 †	E16
Zubeneshemali	β Lib	● 2.6	E16

Constellations

And-LMi

Abbr.	Constellation	Genitive	Meaning	Chart	Neb. St.
And	Andromeda . . .	Andromedae . . .	Chained Lady . . .	N0 (N24)	6 16
Ant	Antlia	Antliae	Air Pump	E10 . . .	- 1
Aps	Apus	Apodis	Bird of Paradise	S24 . . .	- 4
Aqr	Aquarius	Aquarii	Water-bearer . . .	E24 . . .	5 19
Aql	Aquila	Aquilae	Eagle	E21 . . .	- 15
Ara	Ara	Arae	Altar	S18 . . .	1 8
Ari	Aries	Arietis	Ram	E1	- 8
Aur	Auriga	Aurigae	Charioteer	N6	5 14
Boo	Bootes	Bootis	Herdsmen	E15 (N14)	- 18
Cae	Caelum	Caeli	Chisel	S3	- -
Cam	Camelopardalis	Camelopadalis . .	Giraffe	N2 (NP)	1 6
Cnc	Cancer	Cancri	Crab	E9	2 11
CVn	Canes Venatici	Canum Venaticorum	Hunting Dogs . . .	N12 . . .	11 5
CMa	Canis Major . . .	Canis Majoris . .	Big Dog	E6	4 18
CMi	Canis Minor . . .	Canis Minoris . .	Little Dog	E9	- 3
Cap	Capricornus . . .	Capricorni	Sea Goat	E22 . . .	1 12
Car	Carina	Carinae	Keel	S9 (S3)	7 20
Cas	Cassiopeia	Cassiopeiae	Queen in the Chair	N2	8 17
Cen	Centaurus	Centauri	Centaur	S15 (S12)	4 26
Cep	Cepheus	Cephei	Monarch	N22 . . .	3 13
Cet	Cetus	Ceti	Whale	E0	2 18
Cha	Chamaeleon	Chamaeleontis . .	Chameleon	S9	- 4
Cir	Circinus	Circini	Compasses	S15	- 4
Col	Columba	Columbae	Dove	E2 (S3)	1 6
Com	Coma Berenices	Comae Berenices	Berenice's Hair . .	E13 . . .	13 8
CrA	Corona Australis	Coronae Australis	Southern Crown	S21 . . .	1 7
CrB	Corona Borealis	Coronae Borealis	Northern Crown	E15 . . .	- 10
Crv	Corvus	Corvi	Crow	E12 . . .	1 5
Crt	Crater	Crateris	Cup	E12 . . .	- 4
Cru	Crux	Crucis	Southern Cross . .	S12 . . .	2 7
Cyg	Cygnus	Cygni	Swan	N20 (N18)	8 31
Del	Delphinus	Delphini	Dolphin	E21 . . .	- 5
Dor	Dorado	Doradus	Gold Fish	S3	2 3
Dra	Draco	Draconis	Dragon	N16 . . .	4 21
Equ	Equuleus	Equulei	Little Horse	E23 . . .	- 4
Eri	Eridanus	Eridani	River	E2 (S0)	2 27
For	Fornax	Fornacis	Furnace	E2	3 3
Gem	Gemini	Geminorum	Twins	E7	3 17
Gru	Grus	Gruis	Crane (bird)	S24 . . .	- 8
Her	Hercules	Herculis	Kneeler	N14 (E19)	3 23
Hor	Horologium	Horologii	Clock	S3 (S0)	- 2
Hya	Hydra	Hydrae	Water Snake	E10 (E12)	4 24
Hyi	Hydrus	Hydri	Little Water Snake	S0	- 3
Ind	Indus	Indi	Indian	S24 . . .	- 3
Lac	Lacerta	Lacertae	Lizard	N24 . . .	2 7
Leo	Leo	Leonis	Lion	E11 . . .	8 17
LMi	Leo Minor	Leonis Minoris . .	Little Lion	N8	- 2

Constellations

Lep–Vul

Abbr.	Constellation	Genitive	Meaning	Chart	Neb. St.
Lep	Lepus	Leporis	Hare	E4 . .	1 11
Lib	Libra	Librae	Balance (Scales)	E16 . .	- 8
Lup	Lupus	Lupi	Wolf	S18 . .	2 15
Lyn	Lynx	Lyncis	Lynx	N8 (N6)	1 8
Lyr	Lyra	Lyrae	Lyre	N18 . .	2 8
Men	Mensa	Mensae	Table Mountain	S9 . .	- -
Mic	Microscopium .	Microscopii . . .	Microscope . . .	E22 . .	- -
Mon	Monoceros . . .	Monocerotis . . .	Unicorn	E8 (E9)	7 9
Mus	Musca	Muscae	Fly	S12 . .	- 6
Nor	Norma	Normae	Square, Rule . . .	S18 . .	2 2
Oct	Octans	Octantis	Octant	S24 . .	- 3
Oph	Ophiuchus . . .	Ophiuchi	Serpent-bearer	E17 . .	11 21
Ori	Orion	Orionis	Hunter	E5 (E4)	8 24
Pav	Pavo	Pavonis	Peacock	S24 . .	1 8
Peg	Pegasus	Pegasi	Winged Horse . .	E23 . .	2 16
Per	Perseus	Persei	Rescuer	N4 . .	8 19
Phe	Phoenix	Phoenicis	Phoenix	S0 . .	- 7
Pic	Pictor	Pictoris	Painter	S3 . .	- 4
Psc	Pisces	Piscium	Fish (two)	E1 (E23)	1 19
PsA	Piscis Austrinus	Piscis Austrini .	Southern Fish . .	E22 . .	- 6
Pup	Puppis	Puppis	Stern	S6 (E6)	9 18
Pyx	Pyxis	Pyxidis	Compass	E10 . .	- 3
Ret	Reticulum . . .	Reticuli	Reticle, Net . . .	S3 . .	- 4
Sge	Sagitta	Sagittae	Arrow	E21 . .	1 5
Sgr	Sagittarius . . .	Sagittarii	Archer	E20 . .	18 16
Sco	Scorpius	Scorpii	Scorpion	E18 (S21)	7 22
Scl	Sculptor	Sculptoris	Sculptor	E0 . .	3 3
Sct	Scutum	Scuti	Shield	E19 . .	3 3
Ser	Serpens (Caput)	Serpentis (Caputis)	Serpent (Head)	E16 . .	1 8
	(Cauda)	(Caudae)	(Tail)	E19 . .	2 4
Sex	Sextans	Sextantis	Sextant	E10 . .	1 3
Tau	Taurus	Tauri	Bull	E3 . .	4 24
Tel	Telescopium . .	Telescopii	Telescope	S21 . .	- 2
Tri	Triangulum . . .	Trianguli	Triangle	N0 . .	1 6
TrA	Triangulum Aus-	Trianguli Australis	Southern Triangle	S24 . .	- 5
Tuc	Tucana [trale]	Tucanae	Toucan	S0 (S24)	3 3
UMa	Ursa Major . . .	Ursae Majoris . .	Great Bear	N10 (N8)	11 24
UMi	Ursa Minor . . .	Ursae Minoris . .	Little Bear	NP . .	- 8
Vel	Vela	Velorum	Sails	S6 . .	4 16
Vir	Virgo	Virginis	Maiden	E16 . .	17 13
Vol	Volans	Volantis	Flying Fish	S3 . .	- 6
Vul	Vulpecula	Vulpeculae	Fox	E21 . .	2 3
88	88 (89)	88 (89)	88 (89)	48	250 900

Chart: chart number(s) for the main part of the constellation.

Neb., St.: number of nebulae and stars in the catalog.

Page numbers locate more detailed explanations.

- Abs., Absolute Magnitude** (p. 14): The V-magnitude of a star in a distance of 32.6 light years (= 10 parsec). The listed values refer to the maximum brightness for variable stars and to the combined brightness for binaries. The absolute magnitude of the Sun is $4^m.8$.
- ‡ **Binary** (p. 15): A stellar object to the unaided eye but resolved into two (or more) stars in a telescope. The components are within five arc-minutes of each other. If both components appear close to each other but are physically well separated, both distances are listed in the catalog of stars, and the separation is rounded to full arc-seconds. The catalog contains 250 binaries with components brighter than magnitude 8.0.
- B–V Color Index** (p. 13 and Fig. p. 14): The difference in magnitudes between blue (B) and yellow-green (V) light. It describes the color of a star. Blue stars have a negative color index, yellow stars have a B–V of 1–2.
- Dec., Declination** (p. 5): Angular distance from the celestial equator, positive towards the north. Equinox: 2000.0.
- Dist., Distance** (Fig. p. 2 and Table p. 3): Distances to stars and nebulae are listed in light years (ly) or million light years (M ly). A light year is the distance the light travels within one year, which is 9.46 trillion kilometers, 5.88 trillion miles, or 2 100 times the distance Sun–Neptune. One parsec is 3.26 light years.
- Eclipse** (p. 16): The duration of the eclipse for eclipsing variable stars. It includes both decrease and increase of brightness. The time of minimum brightness is centered within this duration.
- Extrema** (p. 16): Maximum and minimum magnitudes of a variable star ever observed. These extreme values happen rarely.
- Max., Maximum, Min., Minimum** (p. 16): The time of maximum and minimum brightness of variable stars, given in the day numbering scheme of the Julian Date (see pp. 152, 153). “Min. = Max. + 10” means that the minimum occurs 10 days after the maximum.
- 2nd min.** (p. 16): The magnitude at secondary minimum for variable stars.
- Name** (p. 9 and pp. 156, 157): A historic name of a star with international spelling preferred. Names still in use today are printed in bold letters.
- Nebula** (pp. 17–19 and 154, 155): A non-stellar object, designated by a number (NGC-number), by an IC-number or a Messier-number (M). Clusters of stars are included in the term “nebula” in this catalog. Descriptions for the 250 selected nebulae refer to 12×50mm binoculars and a telescope of 150mm (6inch) aperture under a good, dark sky.
- Period** (p. 16): The duration of periodicity for variable stars, listed in days (d).
- Position** (p. 7): The location in the star chart, indicated in a small rectangle. A dot marks the location in the main stars charts. A small circle marks the location in the enlarged sections. Preceding this rectangle is the abbreviated constellation (see pp. 158, 159). Dashed lines in the star charts show the boundaries between constellations.
- PA, Position Angle** (p. 15): The direction on the celestial sphere between both components of a binary star, graphically shown with north at the top.

- R.A., Right Ascension** (p. 5): Longitude on the celestial sphere, measured from the first point of aries or vernal point towards the east, given in hours and minutes from 0 to 24 hours ($1^h = 15^\circ$). Equinox: 2000.0.
- Sep., Separation** (p. 15, Fig. p. 5, and Table p. 10): The apparent angular separation in arc-seconds between the two components of a binary star.
- Shape** (Table p. 19): Classification of nebulae according to their appearance in a telescope. This entry is preceded by an oval showing the elongation.
- Size** (Fig. p. 5 and Table p. 10): Apparent diameter of nebulae (along long axis), listed in arc-minutes.
- Sp., Spectral Type** (p. 13): Classification of stars based on their spectral lines into the types O, B, A, F, G, K, M, and C with decimals 0–9.
- Star** (p. 9): Most stars are designated by a number according to Flamsteed and/or a Greek letter according to Bayer in combination with the genitive of the constellation. Data on brightness and color of stars include all components within five arc-minutes separation. The catalog contains 900 stars, including all 556 stars down to magnitude 4.0.
- Star Charts** (pp. 6, 7, and 164, 165): The main star charts contain all 5700 stars down to magnitude 6.0 at a scale of $4^\circ/\text{cm}$ ($10^\circ/\text{inch}$). The round magnified sections contain 30000 out of the 200000 stars down to magnitude 9.0 at a scale of $1^\circ/\text{cm}$ ($2.5^\circ/\text{inch}$).
- Te., Temperature** (pp. 13, 14): Surface temperature of a star shown with a symbol of a thermometer. Hot stars are bluish: \downarrow , cool stars are yellow: \uparrow . Binaries with different temperatures display an impressive color contrast.
- Type** (pp. 17–19): Classification of nebulae into PN: planetary nebulae, DN: diffuse nebulae or galactic nebulae, OC: open star clusters, GC: globular star clusters, and Glx: galaxies.
- Variable Star** (pp. 15, 16): A star that changes its brightness. The catalog contains 81 variable stars with an amplitude of at least a quarter magnitude and a maximum brightness of at least about magnitude 5.
- Vis., Visibility** (Tables pp. 10 and 12, bottom): A measure of visibility of nebulae and binaries unique to this book. Six levels according to six instruments are distinguished. Objects of the visibility \square are visible as a nebula or binary only in a telescope, but at visibility \boxtimes even with the unaided eye. Open eyes in the symbols \square – \boxtimes indicate a low surface brightness which requires very dark sky for successful observation.
- v-Mag., v-Magnitude** (pp. 11–13, Fig. p. 4, and Tables p. 12): Visual magnitude according to the spectral sensitivity of the night-adapted eye with indirect vision. This catalog lists v-magnitudes for the total magnitude (first entry) and surface brightness (second entry, mag./°) of nebulae. The surface brightness is the mean magnitude per square arc-minute.
- V-Mag., V-Magnitude** (p. 11, Fig. p. 4, and Table p. 12, top): The magnitude V in the UBV-system which closely corresponds to the spectral sensitivity of the eye with direct vision. This catalog lists V-magnitudes for stars. In most cases, the difference between v-magnitude and V-magnitude is insignificant. Variable stars have their typical magnitude range listed in the same column. A black dot preceding the entry of the V-magnitude shows the size of the stellar disk in the main star chart.

Mean and Extreme Values

Parameter	Type	Median		Extreme	Object	Chart
Distance	nebula	10 000 ly	gr.	2 500 M ly	Quasar 3C 273	E14
	galaxy	35 M ly	{ gr.	80 M ly	NGC 5746	E15
			{ sm.	170 000 ly	Large Magellanic Cl.	S3
	globular cluster	28 000 ly	{ gr.	85 000 ly	M 54, NGC 6715	E20
			{ sm.	7 000 ly	M 4, NGC 6121	E18
	open cluster	3 000 ly	{ gr.	12 000 ly	NGC 2324	E9
			{ sm.	150 ly	Hyades	E3
	diffuse nebula	5 000 ly	{ gr.	170 000 ly	Tarantula Nebula	S3
			{ sm.	1 200 ly	M 78, NGC 2068	E5
	planetary nebula	3 500 ly	{ gr.	7 000 ly	NGC 6818	E22
{ sm.			500 ly	Helix Nebula	E24	
star	240 ly	{ gr.	6 000 ly	ρ Cassiopeiae	N22	
		{ sm.	4.40 ly	Toliman, α Centauri	S15	
True Size	nebula	45 ly	sm.	0.3 ly	NGC 7027	N20
	galaxy	60 000 ly	gr.	200 000 ly	NGC 4565	E13
	globular cluster	60 ly	gr.	150 ly	ω Centauri	S15
	open cluster	18 ly	gr.	60 ly	h and χ Persei	N2
	diffuse nebula	25 ly	gr.	1 200 ly	Tarantula Nebula	S3
	planetary nebula	0.7 ly	gr.	3 ly	NGC 1360	E2
	binary-separation	2 light-days	{ gr.	5 ly	o Centauri	S12
			{ sm.	40 light-min.	Porrima, year 2006	E12
	star	7 million km	{ gr.	2 light-hours	μ Cephei	N22
			{ sm.	20 000 km	o^2 Eridani companion	E2
Apparent Size	nebula	10'	gr.	420' = 7°	Large Magellanic Cl.	S3
Brightness	nebula	mag. 8	gr.	mag. 0	Large Magellanic Cl.	S3
Luminosity	nebula	40 000 \odot	gr.	4 000 000 M \odot	Quasar 3C 273	E14
	galaxy	22 000 M \odot	gr.	120 000 M \odot	M 49, NGC 4472	E14
	globular cluster	80 000 \odot	gr.	800 000 \odot	ω Centauri	S15
	open cluster	3 500 \odot	gr.	140 000 \odot	h and χ Persei	N2
	diffuse nebula	1 000 \odot	gr.	50 M \odot	Tarantula Nebula	S3
	planetary nebula	180 \odot	gr.	1 600 \odot	NGC 6572	E19
	star	0.2, 70 \odot	{ gr.	100 000 \odot	Deneb, α Cyg -7.7 ^M	N20
			{ sm.	0.0004 \odot	Barnard's Star 13.2 ^M	E17
	Color B-V	white 0.4 ↓	{ gr.	red 3.4 .	R Leporis	E4
			{ sm.	blue -0.26 ↓	ζ Puppis	S6
Color Contrast	0.4, 0.2 ↓↓	gr.	1.9, 0.0 ↓↓	Antares, α Scorpii	E18	
Rotation 2005-2020		1°	gr.	202°	Porrima, γ Virginis	E12
Separation-Change "		0.1	gr.	6.5	Toliman, α Centauri	S15
Proper Motion/Year		0.05	gr.	10.4	Barnard's Star	E17
Period	variable star	90 days	{ gr.	27 years	ε Aurigae	N6
			{ sm.	2 min.	Suhail Al Muhlif	S6
Amplitude	variable star	0.6	gr.	7 mag.	R Serpentis mag. 6-13	E16

Listed are mean value (median) and greatest/smallest value within the catalog.